



---

# Board of Supervisors Memorandum

---

August 19, 2019

## Tax Levy and Rate Adoption

### Background

State statutes require the Board of Supervisors to levy property taxes on or before the third Monday in August each year. Attachment A is the proposed Pima County resolution for the levy of the tax for Fiscal Year (FY) 2019/20, which includes the levies for FY 2019/20 of various taxing jurisdictions within Pima County. Of the 94 separate authority levies proposed for adoption in Attachment A, only four are controlled by the Board of Supervisors: County Primary, County Debt Service, County Free Library District, and the Regional Flood Control District. The remaining authority levies are set entirely by other elected governing bodies or result from the requirements of state law. The Board of Supervisors statutory role in adopting these property tax levies for other jurisdictions is ministerial only, and the Board has no authority to change the amounts of the various levies that have been transmitted to the County. The levies include the relevant valuations and the resultant tax rates. Most valuations are provided by the 2019 Clerk of the Board of Supervisors Abstract of Values by Legislative Class. Primary and secondary tax levies and rates for Pima County, Pima Community College, City of Tucson, City of South Tucson, and school districts are based on valuations in compliance with Arizona Revised Statutes (ARS) §42-17151. Secondary tax levies and rates for fire districts and the Fire District Assistance Tax are based on valuations pursuant to ARS §42-17052.

The Pima County Primary and Secondary tax rates (per \$100 of assessed valuation) for last year and this year are shown in the table below, as well as the corresponding tax levy for this year. See Attachment B for a comparison of Pima County Primary and Secondary rates from FY 2010/11 through proposed FY 2019/20. Attachment C provides a summary of primary and secondary rates by school district. Attachment D is a comparison of FY 2018/19 tax rates to the proposed FY 2019/20 tax rates by school district and for the special districts.

	Fiscal Year 2018/19 Rate	Fiscal Year 2019/20 Rate	Fiscal Year 2019/20 Levy
Primary - General Fund	\$4.0696	\$3.9996	\$349,163,676
County Free Library District	0.5153	0.5353	46,731,502
Debt Service	0.6900	0.6900	60,236,758
Flood Control District	0.3335	0.3335	26,495,639
Fire District Assistance Tax	<u>0.0441</u>	<u>0.0430</u>	<u>3,753,884</u>
<b>Total County</b>	<b>\$5.6525</b>	<b>\$5.6014</b>	<b>\$486,381,459</b>

The Honorable Chairman and Members, Pima County Board of Supervisors  
Re: **Tax Levy and Rate Adoption**  
August 16, 2019  
Page 2

The FY 2019/20 Pima County levies reflect Board actions at the July 2, 2019, meeting adopting the County's budget and directing the levels of tax rates. The impact of the Board's actions on that date and a slight decrease in the Fire District Assistance Tax result in a total County tax rate of \$5.6014, which is \$0.0511 less than the FY 2018/19 total of \$5.6525.

Recommendation

It is recommended the Board of Supervisors approve the levies for all taxing jurisdictions within Pima County as described in Resolution 2019-60.

Sincerely,



C.H. Huckelberry  
County Administrator

CHH/lab – August 12, 2019

Attachments

c: Tom Burke, Deputy County Administrator for Administration  
Michelle Campagne, Director, Finance and Risk Management  
Robert Johnson, Deputy Director, Finance and Risk Management  
Patrick McGee, Budget Manager, Finance and Risk Management

# ATTACHMENT A

**RESOLUTION OF THE PIMA COUNTY BOARD OF SUPERVISORS  
FOR THE LEVY OF TAXES FOR FISCAL YEAR 2019/2020**

The Board of Supervisors of Pima County, Arizona finds:

1. In accordance with the provisions of A.R.S. §§ 42-17101 to 42-17110, 48-252, and 48-3620, the Board of Supervisors, acting as the governing board of the Pima County Flood Control District, on May 21, 2019, made an estimate of the different amounts required to meet the public expenditures of the district for the 2019/2020 fiscal year and, on July 2, 2019, following a public hearing, adopted the budget of the district and determined the amount of its property tax levy.
2. In accordance with the provisions of A.R.S. §§ 42-17101 to 42-17110, 48-252, and 48-3903, the Board of Supervisors, acting as the governing board of the Pima County Free Library District, on May 21, 2019, made an estimate of the different amounts required to meet the public expenditures of the district for the 2019/2020 fiscal year and, on July 2, 2019, following a public hearing, adopted the budget of the district and determined the amount of its property tax levy.
3. In accordance with the provisions of A.R.S. §§ 35-451 and 42-17101 to 42-17110, the Board of Supervisors, on May 21, 2019, made an estimate of the different amounts required to meet the public expenditures of Pima County for the 2019/2020 fiscal year and, on July 2, 2019, following a public hearing, adopted the budget for the County and determined the amount of its property tax levy.
4. The Board of Supervisors has received information enabling the Board to determine the amount of taxes and/or special assessments to be imposed on property within the various school districts, municipalities, and special taxing districts in the County for Fiscal Year 2019/2020, by or on behalf of those entities.
5. Public notice of the levy of taxes was given as required by law.

NOW, THEREFORE, BE IT RESOLVED, that taxes and special assessments are to be levied upon property located in Pima County for the entities and in the amounts as follows:

# PIMA COUNTY FISCAL YEAR 2019/20 TAX LEVY

JURISDICTION	VALUATION	TAX LEVY	RATE
<b>STATE OF ARIZONA:</b>			
State of Arizona Property Tax			
Primary	8,729,964,923	0	0.0000
<b>STATE (EDUCATION) EQUALIZATION ASSISTANCE TAX:</b>			
Primary	8,729,964,923	39,861,020	0.4566
<b>PIMA COUNTY:</b>			
Primary			
General Fund	8,729,964,923	349,163,676	3.9996
Transportation Property Road Tax		0	0.0000
TOTAL PRIMARY		349,163,676	3.9996
Secondary			
County Free Library	8,729,964,923	46,731,502	0.5353
Debt Service	8,729,964,923	60,236,758	0.6900
Flood Control District	7,944,719,355	26,495,639	0.3335
Fire District Assistance	8,729,964,923	3,753,884	0.0430
TOTAL PIMA COUNTY		486,381,459	5.6014
<b>PIMA COMMUNITY COLLEGE:</b>			
Primary	8,729,964,923	120,106,857	1.3758
<b>CENTRAL ARIZONA WATER CONSERVATION DISTRICT:</b>			
Ad Valorem Secondary	8,729,964,923	8,729,965	0.1000
Water Storage Secondary	8,729,964,923	3,491,986	0.0400
Ground Water Replenishment			
Category 1 Member Lands			
Water Usage (rate per acre-foot and usage of 960.38 acre-feet)		708,760	738.0000
Membership Dues (rate per lot, with 15,766 lots assessed)		489,377	31.0400
Total Category 1 Member Lands		1,198,137	
Category 2 Member Lands			
Water Usage (rate per acre-foot and no usage)		0	636.0000

# PIMA COUNTY FISCAL YEAR 2019/20 TAX LEVY

JURISDICTION	VALUATION	TAX LEVY	RATE
<b>CITY OF TUCSON:</b>			
Primary	3,577,563,368		
Primary		16,031,060	0.4481
Involuntary Tort Judgments (Arizona Administrative Code Regulation 15-12-202)		265,130	0.0074
TOTAL PRIMARY		16,296,190	0.4555
Secondary	3,577,563,368	33,110,920	0.9255
TOTAL CITY OF TUCSON		49,407,110	1.3810
<b>CITY OF TUCSON BUSINESS IMPROVEMENT DISTRICT:</b>		533,428	list attached
<b>CITY OF SOUTH TUCSON:</b>			
Primary	24,402,910	59,397	0.2434
<b>STREET LIGHTING IMPROVEMENT DISTRICTS:</b>			
Cardinal Estates	806,588	14,573	1.8067
Carriage Hills No. 1	2,485,044	6,152	0.2476
Carriage Hills No. 3	1,147,474	1,264	0.1102
Desert Steppes	1,801,942	3,690	0.2048
Hermosa Hills Estates	2,800,600	3,797	0.1356
Lakeside No. 1	2,011,152	5,905	0.2936
Littletown	1,789,924	13,595	0.7595
Longview Estates No. 1	2,602,778	6,680	0.2566
Longview Estates No. 2	3,056,540	7,736	0.2531
Manana Grande "B"	2,228,771	5,272	0.2365
Manana Grande "C"	2,700,821	8,611	0.3188
Midvale Park	7,332,119	13,301	0.1814
Mortimore Addition	3,811,169	23,859	0.6260
Oaktree No. 1	931,961	25,138	2.6973
Oaktree No. 2	655,516	19,734	3.0105
Oaktree No. 3	800,946	25,872	3.2302
Orange Grove Valley	1,551,110	5,441	0.3508
Peach Valley	543,829	2,885	0.5305
Peppertree	10,997,625	8,100	0.0737
Rolling Hills	6,321,069	12,659	0.2003
Salida del Sol	668,568	16,053	2.4011

# PIMA COUNTY FISCAL YEAR 2019/20 TAX LEVY

JURISDICTION	VALUATION	TAX LEVY	RATE
<b>FIRE DISTRICTS:</b>			
Arivaca	4,596,392	114,910	2.5000
Avra Valley	31,240,090		
Operations		1,093,403	3.5000
Bonds		187,440	0.6000
Total Avra Valley		1,280,843	4.1000
Corona de Tucson	62,004,680	1,891,143	3.0500
Drexel Heights	219,555,692		
Operations		7,135,560	3.2500
Bonds		483,022	0.2200
Total Drexel Heights		7,618,582	3.4700
Golder Ranch	1,026,947,040		
Operations		24,133,255	2.3500
Bonds		924,253	0.0900
Total Golder Ranch		25,057,508	2.4400
Green Valley	405,981,573	10,270,928	2.5299
Hidden Valley	28,648,757	222,367	0.7762
Mescal-J6	3,644,802	64,134	1.7596
Mt. Lemmon	14,351,111	466,411	3.2500
Northwest	1,206,875,030		
Operations		32,700,000	2.7095
Bonds		3,565,637	0.2954
Total Northwest		36,265,637	3.0049
Picture Rocks	37,254,837		
Operations		1,210,782	3.2500
Bonds		234,271	0.6288
Total Picture Rocks		1,445,053	3.8788
Rincon Valley	130,951,671		
Operations		3,644,909	2.7834
Bonds		577,981	0.4414
Total Rincon Valley		4,222,890	3.2248
Sabino Vista	32,963,982	401,289	1.2174
Sonoita-Elgin	4,666,648	127,166	2.7250
Tanque Verde Valley	15,092,207	206,760	1.3700
Three Points	39,470,240		
Operations		1,282,783	3.2500
Bonds		592,053	1.5000
Total Three Points		1,874,836	4.7500
Tucson Country Club Estates	21,727,886	224,601	1.0337
Why	869,524	28,260	3.2500
<b>HEALTH DISTRICTS:</b>			
Ajo-Lukeville Health District	14,716,695	110,375	0.7500

# PIMA COUNTY FISCAL YEAR 2019/20 TAX LEVY

JURISDICTION	VALUATION	TAX LEVY	RATE
<b>TUCSON UNIFIED SCHOOL DISTRICT NO 1:</b>			
Primary	3,428,093,128		
Maintenance & Operation		135,135,914	3.9420
Dropout Prevention		767,410	0.0224
TOTAL PRIMARY		135,903,324	3.9644
Secondary	3,428,093,128		
Class B Bond Interest and Redemption		17,480,127	0.5099
Desegregation		63,711,047	1.8585
TOTAL SECONDARY		81,191,174	2.3684
<b>MARANA UNIFIED SCHOOL DISTRICT NO 6:</b>			
Primary	898,569,401		
Maintenance & Operation		35,416,214	3.9414
Adjacent Ways		750,000	0.0835
TOTAL PRIMARY		36,166,214	4.0249
Secondary	898,569,401		
Class B Bond Interest and Redemption		9,560,823	1.0640
Override Maintenance & Operation		7,473,168	0.8317
TOTAL SECONDARY		17,033,991	1.8957
<b>FLOWING WELLS UNIFIED SCHOOL DISTRICT NO. 8:</b>			
Primary	202,961,961		
Maintenance & Operation		8,060,025	3.9712
TOTAL PRIMARY		8,060,025	3.9712
Secondary	202,961,961		
Class B Bond Interest and Redemption		2,860,284	1.4093
Override Maintenance & Operation		2,990,526	1.4734
TOTAL SECONDARY		5,850,810	2.8827



# PIMA COUNTY FISCAL YEAR 2019/20 TAX LEVY

JURISDICTION	VALUATION	TAX LEVY	RATE
<b>AMPHITHEATER UNIFIED SCHOOL DISTRICT NO. 10:</b>			
Primary	1,590,920,979		
Maintenance & Operation		61,523,549	3.8672
Dropout Prevention		129,412	0.0081
TOTAL PRIMARY		61,652,961	3.8753
Secondary	1,590,920,979		
Class B Bond Interest and Redemption		13,127,381	0.8251
Desegregation		4,025,000	0.2530
Override Maintenance & Operation		7,910,993	0.4973
TOTAL SECONDARY		25,063,374	1.5754
<b>SUNNYSIDE UNIFIED SCHOOL DISTRICT NO. 12:</b>			
Primary	446,562,241		
Maintenance & Operation		16,682,709	3.7358
Dropout Prevention		245,572	0.0550
TOTAL PRIMARY		16,928,281	3.7908
Secondary	446,562,241		
Class B Bond Interest and Redemption		6,040,718	1.3527
TOTAL SECONDARY		6,040,718	1.3527
<b>TANQUE VERDE UNIFIED SCHOOL DISTRICT NO. 13:</b>			
Primary	197,464,682		
Maintenance & Operation		7,632,405	3.8652
TOTAL PRIMARY		7,632,405	3.8652
Secondary	197,464,682		
Class B Bond Interest and Redemption		1,182,241	0.5987
Override Maintenance & Operation		1,843,413	0.9335
TOTAL SECONDARY		3,025,654	1.5322

# PIMA COUNTY FISCAL YEAR 2019/20 TAX LEVY

JURISDICTION	VALUATION	TAX LEVY	RATE
<b>AJO UNIFIED SCHOOL DISTRICT NO. 15:</b>			
Primary	18,528,883		
Maintenance & Operation		810,991	4.3769
TOTAL PRIMARY		810,991	4.3769
Secondary	18,528,883	0	0.0000
TOTAL SECONDARY			
<b>CATALINA FOOTHILLS UNIFIED SCHOOL DISTRICT NO. 16:</b>			
Primary	632,777,228		
Maintenance & Operation		23,329,231	3.6868
TOTAL PRIMARY		23,329,231	3.6868
Secondary	632,777,228		
Class B Bond Interest and Redemption		4,272,638	0.6752
Override Maintenance & Operation		3,801,199	0.6007
Override Election K-3		200,000	0.0316
TOTAL SECONDARY		8,273,837	1.3075
<b>VAIL UNIFIED SCHOOL DISTRICT NO. 20:</b>			
Primary	531,545,931		
Maintenance & Operation		20,704,292	3.8951
Adjacent Ways		700,000	0.1317
TOTAL PRIMARY		21,404,292	4.0268
Secondary	531,545,931		
Class B Bond Interest and Redemption		8,456,844	1.5910
Override Maintenance & Operation		9,876,842	1.8581
TOTAL SECONDARY		18,333,686	3.4491

# PIMA COUNTY FISCAL YEAR 2019/20 TAX LEVY

JURISDICTION	VALUATION	TAX LEVY	RATE
<b>SAHUARITA UNIFIED SCHOOL DISTRICT NO. 30:</b>			
Primary	334,366,577		
Maintenance & Operation		13,443,877	4.0207
TOTAL PRIMARY		13,443,877	4.0207
Secondary	334,366,577		
Class B Bond Interest and Redemption		6,949,356	2.0784
Override Maintenance & Operation		4,925,321	1.4730
Override Election K-3		1,000,000	0.2991
TOTAL SECONDARY		12,874,677	3.8505
<b>SAN FERNANDO ELEMENTARY SCHOOL DISTRICT NO. 35:</b>			
Primary	12,097,299		
Maintenance & Operation		115,431	0.9542
A.R.S. 15-992 B		50,000	0.4133
TOTAL PRIMARY		165,431	1.3675
Secondary	12,097,299	0	0.0000
TOTAL SECONDARY			
<b>EMPIRE ELEMENTARY SCHOOL DISTRICT NO. 37:</b>			
Primary	6,779,199		
Maintenance & Operation		120,154	1.7724
A.R.S. 15-992 B		100,000	1.4751
TOTAL PRIMARY		220,154	3.2475
Secondary	6,779,199	0	0.0000
TOTAL SECONDARY			
<b>CONTINENTAL ELEMENTARY SCHOOL DISTRICT NO. 39:</b>			
Primary	360,521,453		
Maintenance & Operation		6,090,649	1.6894
TOTAL PRIMARY		6,090,649	1.6894
Secondary	360,521,453		
Class B Bond Interest and Redemption		1,051,860	0.2918
Override Maintenance & Operation		529,076	0.1468
TOTAL SECONDARY		1,580,936	0.4386

# PIMA COUNTY FISCAL YEAR 2019/20 TAX LEVY

JURISDICTION	VALUATION	TAX LEVY	RATE
<b>BABOQUIVARI UNIFIED SCHOOL DISTRICT NO. 40:</b>			
Primary	1,993,100		
Maintenance & Operation		0	0.0000
TOTAL PRIMARY		<u>0</u>	<u>0.0000</u>
Secondary	1,993,100	0	0.0000
TOTAL SECONDARY			
<b>REDINGTON ELEMENTARY SCHOOL DISTRICT NO. 44:</b>			
Primary	1,411,912		
Maintenance & Operation		104,117	7.3742
TOTAL PRIMARY		<u>104,117</u>	<u>7.3742</u>
Secondary	1,411,912	0	0.0000
TOTAL SECONDARY			
<b>ALTAR VALLEY ELEMENTARY SCHOOL DISTRICT NO. 51:</b>			
Primary	47,606,496		
Maintenance & Operation		2,220,272	4.6638
TOTAL PRIMARY		<u>2,220,272</u>	<u>4.6638</u>
Secondary	47,606,496		
Override Maintenance & Operation		436,423	0.9167
TOTAL SECONDARY		<u>436,423</u>	<u>0.9167</u>
<b>UNORGANIZED SCHOOL DISTRICT TAX:</b>			
Primary	17,764,452	336,707	1.8954
<b>JOINT TECHNICAL EDUCATION DISTRICT</b>			
Secondary	8,283,784,111	4,141,892	0.0500

# PIMA COUNTY FISCAL YEAR 2019/20 TAX LEVY

JURISDICTION	VALUATION	TAX LEVY	RATE
<b>DOMESTIC WATER IMPROVEMENT DISTRICTS:</b>			
Marana Domestic Water Improvement District			
Secondary	6,937,287	25,002	0.3604
Mt. Lemmon Domestic Water District			
Secondary	12,616,048	339,876	2.6940
<b>IMPROVEMENT DISTRICTS:</b>			
Hayhook Ranch			
Secondary	711,058	40,000	5.6254
<b>GLADDEN FARMS COMMUNITY FACILITIES DISTRICT:</b>			
Secondary	26,328,259		
Maintenance & Operation		78,985	0.3000
Bond Indebtedness		658,206	2.5000
TOTAL SECONDARY		737,191	2.8000
<b>GLADDEN FARMS PHASE II COMMUNITY FACILITIES DISTRICT:</b>			
Secondary	1,107,876		
Maintenance & Operation		3,324	0.3000
Bond Indebtedness		27,697	2.5000
TOTAL SECONDARY		31,021	2.8000
<b>SAGUARO SPRINGS COMMUNITY FACILITIES DISTRICT</b>			
Secondary	14,603,472		
Maintenance & Operation		43,810	0.3000
Bond Indebtedness		365,087	2.5000
TOTAL SECONDARY		408,897	2.8000
<b>VANDERBILT FARMS COMMUNITY FACILITIES DISTRICT:</b>			
Secondary	1,911,900		
Maintenance & Operation		5,736	0.3000
TOTAL SECONDARY		5,736	0.3000

# PIMA COUNTY FISCAL YEAR 2019/20 TAX LEVY

JURISDICTION	VALUATION	TAX LEVY	RATE
<b>QUAIL CREEK COMMUNITY FACILITIES DISTRICT:</b>			
Secondary	22,056,967		
Maintenance & Operation		66,171	0.3000
Bond Indebtedness		661,709	3.0000
TOTAL SECONDARY		727,880	3.3000
<b>RANCHO SAHUARITA COMMUNITY FACILITIES DISTRICT:</b>			
Secondary	1,569,791		
Maintenance & Operation		4,710	0.3000
Bond Indebtedness		73,623	4.6900
TOTAL SECONDARY		78,333	4.9900
<b>ROCKING K SOUTH COMMUNITY FACILITIES DISTRICT:</b>			
Secondary	3,168		
Maintenance & Operation		10	0.3000
TOTAL SECONDARY		10	0.3000
<b>CORTARO-MARANA IRRIGATION DISTRICT 12,153 ACRES</b>			
Maintenance & Operation		966,164	79.5000
<b>FLOWING WELLS IRRIGATION DISTRICT 1,681.77 ACRES</b>			
Maintenance & Operation		32,542	19.3500
<b>SILVERBELL IRRIGATION &amp; DRAINAGE DISTRICT 1,912.15 ACRES</b>			
Maintenance & Operation		5,736	3.0000
<b>MOBILE HOME RELOCATION FUND ASSESSMENT</b>			
Primary	Valuation Unavailable		0.0000
<b>TOTAL</b>		<b>1,323,607,860</b>	

# PIMA COUNTY FISCAL YEAR 2019/20 TAX LEVY

## CITY OF TUCSON BUSINESS IMPROVEMENT DISTRICT

<u>PARCEL ID #</u>	<u>TAX LEVY</u>	<u>PARCEL ID #</u>	<u>TAX LEVY</u>
11706089C	\$2,976.25	117067480	\$956.28
11706166B	5,342.44	117067490	12,581.68
11706168A	3,362.23	117067500	14,707.51
11706168B	135.71	117100600	1,848.40
117061740	281.12	117100610	1,030.05
11706175B	36.63	117100620	1,661.72
11706177A	639.44	117100630	1,824.38
117061780	335.29	11710065A	1,172.96
11706179A	2,172.15	11710066A	1,052.93
11706183B	6,990.48	117100670	850.07
117061900	1,619.24	117100680	299.08
117061910	2,279.50	11710069A	275.70
11706194A	609.57	11710069B	365.94
11706195A	2,599.69	117100710	57.02
117061960	1,938.36	11710075B	797.47
117062010	3,031.50	117100760	3,630.10
117062050	1,515.82	11710077A	780.72
117062060	1,738.78	117100780	489.25
117062070	2,461.55	11710079A	1,276.82
117062080	1,515.82	11710081D	1,075.88
117062090	1,515.82	11710082A	572.08
117062100	4,007.52	11710083A	605.87
117062110	622.83	117100840	523.61
117062120	1,151.44	11710089A	12,215.67
117062160	2,328.54	117100920	439.79
117062170	3,387.96	11710094A	332.87
11706218A	1,587.81	117100950	374.21
11706219D	3,308.20	117100960	626.18
11706219F	973.45	117100970	269.07
117062200	3,160.87	11710098A	419.40
117067090	1,360.21	117100990	800.60
117067100	1,732.08	11710100A	1,041.53
117067110	552.76	117101010	2,222.19
117067120	131.01	117101020	1,655.74
117067130	936.46	117101210	1,620.45
117067290	2,889.22	117101240	538.15
117067300	11,976.31	117101250	592.68
117067310	1,319.73	117101260	724.48
117067320	952.57	117101270	451.62

# PIMA COUNTY FISCAL YEAR 2019/20 TAX LEVY

## CITY OF TUCSON BUSINESS IMPROVEMENT DISTRICT

<u>PARCEL ID #</u>	<u>TAX LEVY</u>	<u>PARCEL ID #</u>	<u>TAX LEVY</u>
117101280	\$940.88	11712017A	\$2,696.20
117101290	635.09	11712019A	647.00
117101300	465.59	117120200	3,214.18
117101310	413.27	117120210	2,859.71
117101320	385.33	117120220	904.46
11710133A	845.44	117120280	876.02
117101350	527.67	117120290	888.85
117101360	454.65	117120300	543.14
117110160	1,222.15	117120310	2,550.79
117110170	14,711.22	11712033A	1,777.77
117110180	659.40	117120360	761.26
117110210	3,140.91	117120470	1,826.81
117110730	853.03	11712048A	267.72
11711080C	3,342.49	117120490	243.34
117110820	1,519.52	117120860	2,067.66
117110830	1,746.33	11712087B	7,156.77
117110840	2,619.50	11712087C	7,277.81
11711085A	3,297.15	11712098A	20,719.83
117110890	1,016.86	11712099A	3,461.02
117110900	4,170.68	11712103C	24,870.06
117110910	1,265.91	117121240	560.25
117110920	1,136.75	117121250	536.37
11711096C	13,346.94	117121260	546.28
11711096D	9,968.31	117121270	275.92
11711096E	6,299.36	117121280	558.11
117110980	1,603.06	117121290	1,259.92
117110990	724.19	117121940	1,035.32
117111000	1,858.46	11713027A	911.33
117111010	1,352.87	11713029A	7,539.04
11711102A	1,517.03	117130360	1,525.72
117111040	1,632.93	11713037A	1,331.70
117111060	375.14	11713039A	4,787.46
117120030	107.98	11713039B	2,024.75
11712006A	1,018.43	117130400	2,795.42
11712007A	4,105.67	117130410	2,132.95
117120080	4,458.43	117130420	1,206.86
117120130	694.04	117130430	1,754.74
117120140	989.71	11713156B	9,675.03
117120150	289.39	11713156C	2,256.80



# PIMA COUNTY FISCAL YEAR 2019/20 TAX LEVY

## CITY OF TUCSON BUSINESS IMPROVEMENT DISTRICT

<u>PARCEL ID #</u>	<u>TAX LEVY</u>	<u>PARCEL ID #</u>	<u>TAX LEVY</u>
117131600	\$3,952.24	117160100	\$1,982.84
117131610	784.07	117160110	2,256.12
117131620	1,026.13	117160120	784.64
117131630	131.72	117160130	3,410.56
117131640	883.86	117160300	1,159.56
117131650	35.63	117160310	622.97
117131660	1,111.95	117160330	1,027.55
117131670	1,111.95	117160360	1,069.18
117131680	437.93	117160370	1,311.53
117131730	832.53	117170010	2,785.01
117131740	1,464.50	117170020	1,047.80
117131750	620.27	117170060	628.68
11713177C	6,542.42	11717007B	569.09
11713182A	3,488.96	11717008B	1,313.38
117131830	1,433.35	117170090	1,977.99
117132170	191.59	117170110	2,333.60
117132180	1,672.20	117170120	3,090.87
117132190	418.69	117170170	3,440.71
117132200	407.14	11717020A	3,253.32
117132210	407.14	117170340	535.73
117132220	418.69	117170380	1,092.77
11713223A	733.03	117170400	476.57
117132250	405.00	11717044B	990.99
117132260	385.54	117170610	39.20
117132270	3,468.72	117170620	38.13
11714072A	1,163.13	117170630	38.13
117140750	786.06	117170640	39.20
11714077A	2,123.47	117170650	30.36
11714079A	1,395.93	117170660	29.58
11714081A	1,632.64	117170670	29.58
117140860	3,073.69	117170680	29.58
117140870	2,004.93	117170690	30.36
117150010	2,784.94	117170700	39.20
117150030	933.32	117170710	38.06
117150040	1,096.20	117170720	38.06
117150050	2,169.02	117170730	39.20
117160030	3,493.81	117170740	30.86
117160050	1,383.09	117170750	44.76
11716007B	6,432.08	117170760	44.76

# PIMA COUNTY FISCAL YEAR 2019/20 TAX LEVY

## CITY OF TUCSON BUSINESS IMPROVEMENT DISTRICT

<u>PARCEL ID #</u>	<u>TAX LEVY</u>	<u>PARCEL ID #</u>	<u>TAX LEVY</u>
117170770	\$41.12	117171030	\$30.50
117170780	49.04	117171040	29.65
117170790	39.27	117171050	29.65
117170800	38.27	117171060	29.65
117170810	38.27	117171070	30.50
117170820	39.27	117171080	39.27
117170830	30.50	117171090	38.20
117170840	29.65	117171100	38.20
117170850	29.65	117171110	38.20
117170860	29.65	117171120	38.20
117170870	30.50	117171130	39.27
117170880	39.27	117171140	328.02
117170890	38.20	117171150	138.42
117170900	38.20	117171160	425.10
117170910	38.20	117171170	397.45
117170920	38.20	117171180	332.73
117170930	39.27	117171190	332.73
117170940	30.86	117171200	113.19
117170950	44.76	117171210	165.22
117170960	44.76	11720015B	227.80
117170970	44.76	11720015C	8,540.09
117170980	45.40	11720024A	4,638.20
117170990	39.27	772501630	2,374.59
117171000	38.27	972901630	29,168.55
117171010	38.27	979501630	2,021.76
117171020	39.27		
		<b>Total Levy</b>	<b>\$533,427.97</b>

Passed and adopted this 19th day of August, 2019.

---


Richard Elías, Chairman  
Pima County Board of Supervisors

ATTEST:

---

Julie Castañeda, Clerk of the Board

APPROVED AS TO FORM:



---

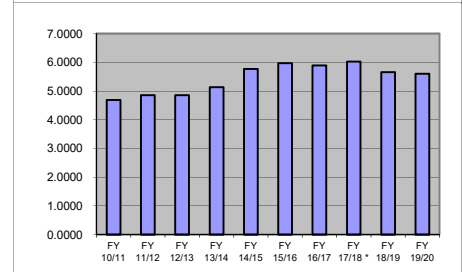
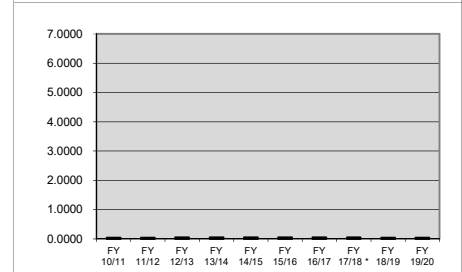
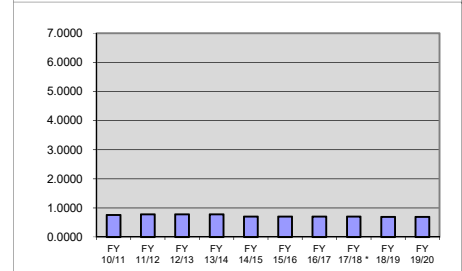
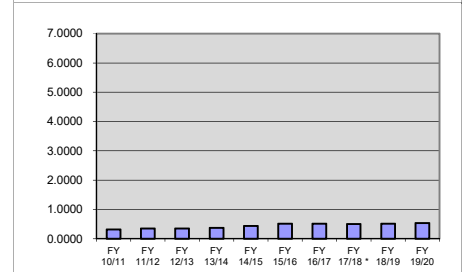
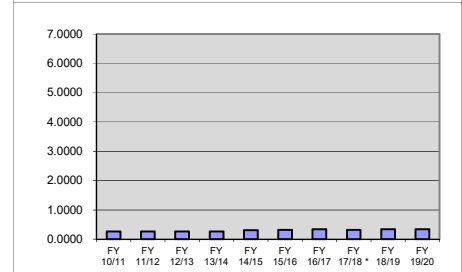
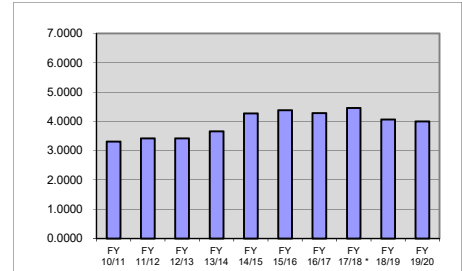
Deputy County Attorney  
**REGINA NASSEN**

2019/20 Levy Resolution

# ATTACHMENT B

PIMA COUNTY TAX RATES

CATEGORY		LEVY AMT	VALUATION	TAX RATE
Primary	FY 10/11	296,197,333	8,939,647,260	3.3133
	FY 11/12	284,023,289	8,310,120,212	3.4178
	FY 12/13	275,951,044	8,073,937,734	3.4178
	FY 13/14	277,155,468	7,559,129,097	3.6665
	FY 14/15	321,633,141	7,518,481,988	4.2779
	FY 15/16	334,358,574	7,620,360,873	4.3877
	FY 16/17	335,305,153	7,816,699,760	4.2896
	FY 17/18 *	360,110,814	8,074,957,717	4.4596
	FY 18/19	339,156,105	8,333,892,906	4.0696
	FY 19/20	349,163,676	8,729,964,923	3.9996
Flood Control	FY 10/11	22,474,309	8,529,149,549	0.2635
	FY 11/12	20,116,215	7,634,237,253	0.2635
	FY 12/13	19,089,598	7,244,629,122	0.2635
	FY 13/14	17,834,883	6,768,456,641	0.2635
	FY 14/15	20,539,235	6,767,457,872	0.3035
	FY 15/16	21,685,425	6,917,200,982	0.3135
	FY 16/17	23,643,348	7,089,459,732	0.3335
	FY 17/18	23,115,524	7,373,372,757	0.3135
	FY 18/19	25,266,454	7,576,148,151	0.3335
	FY 19/20	26,495,639	7,944,719,355	0.3335
Library District	FY 10/11	28,961,940	9,342,561,193	0.3100
	FY 11/12	29,231,054	8,448,281,586	0.3460
	FY 12/13	28,081,413	8,116,015,231	0.3460
	FY 13/14	28,487,320	7,590,546,275	0.3753
	FY 14/15	32,747,156	7,522,893,581	0.4353
	FY 15/16	39,267,720	7,620,360,873	0.5153
	FY 16/17	40,279,454	7,816,699,760	0.5153
	FY 17/18	40,802,761	8,074,957,717	0.5053
	FY 18/19	42,944,550	8,333,892,906	0.5153
	FY 19/20	46,731,502	8,729,964,923	0.5353
Debt Service	FY 10/11	70,069,209	9,342,561,193	0.7500
	FY 11/12	65,896,596	8,448,281,586	0.7800
	FY 12/13	63,735,453	8,171,211,922	0.7800
	FY 13/14	59,464,792	7,623,691,280	0.7800
	FY 14/15	53,059,292	7,579,898,868	0.7000
	FY 15/16	53,342,526	7,620,360,873	0.7000
	FY 16/17	54,716,898	7,816,699,760	0.7000
	FY 17/18	56,524,704	8,074,957,717	0.7000
	FY 18/19	57,503,861	8,333,892,906	0.6900
	FY 19/20	60,236,758	8,729,964,923	0.6900
Fire District Assistance	FY 10/11	4,018,605	9,345,594,118	0.0430
	FY 11/12	3,545,455	8,481,950,795	0.0418
	FY 12/13	3,650,680	8,171,211,922	0.0447
	FY 13/14	3,476,404	7,623,691,280	0.0456
	FY 14/15	3,577,714	7,579,898,868	0.0472
	FY 15/16	3,558,709	7,620,360,873	0.0467
	FY 16/17	3,658,216	7,816,699,760	0.0468
	FY 17/18	3,706,407	8,074,957,717	0.0459
	FY 18/19	3,675,247	8,333,892,906	0.0441
	FY 19/20	3,753,884	8,729,964,923	0.0430
Total Pima County Property Tax Rate	FY 10/11	421,721,396		4.6798
	FY 11/12	402,812,609		4.8491
	FY 12/13	390,508,188		4.8520
	FY 13/14	386,418,867		5.1309
	FY 14/15	431,556,538		5.7639
	FY 15/16	452,212,954		5.9632
	FY 16/17	457,603,069		5.8852
	FY 17/18	484,260,210		6.0243
	FY 18/19	468,546,217		5.6525
	FY 19/20	486,381,459		5.6014



\* FY2017/18 County Primary levy and rate includes \$0.2500 Transportation Property Road Tax Primary.

# ATTACHMENT C

## SUMMARY OF FY 2019/20 PRIMARY TAX RATES

School District	Arizona Property Tax	State School Equalization Assistance	County	Community College District	City or Town	School District	FY 2019/20 Total
Unorganized School District	0.0000	0.4566	3.9996	1.3758	0.0000	1.8954	7.7274
1 TUSD in Tucson	0.0000	0.4566	3.9996	1.3758	0.4555	3.9644	10.2519
TUSD in S. Tucson	0.0000	0.4566	3.9996	1.3758	0.2434	3.9644	10.0398
TUSD outside city	0.0000	0.4566	3.9996	1.3758	0.0000	3.9644	9.7964
6 Marana	0.0000	0.4566	3.9996	1.3758	0.0000	4.0249	9.8569
8 Flowing Wells in Tucson	0.0000	0.4566	3.9996	1.3758	0.4555	3.9712	10.2587
Flowing Wells outside city	0.0000	0.4566	3.9996	1.3758	0.0000	3.9712	9.8032
10 Amphitheater in Tucson	0.0000	0.4566	3.9996	1.3758	0.4555	3.8753	10.1628
Amphitheater outside city	0.0000	0.4566	3.9996	1.3758	0.0000	3.8753	9.7073
12 Sunnyside in Tucson	0.0000	0.4566	3.9996	1.3758	0.4555	3.7908	10.0783
Sunnyside outside city	0.0000	0.4566	3.9996	1.3758	0.0000	3.7908	9.6228
13 Tanque Verde in Tucson	0.0000	0.4566	3.9996	1.3758	0.4555	3.8652	10.1527
Tanque Verde outside city	0.0000	0.4566	3.9996	1.3758	0.0000	3.8652	9.6972
15 Ajo	0.0000	0.4566	3.9996	1.3758	0.0000	4.3769	10.2089
16 Catalina Foothills in Tucson	0.0000	0.4566	3.9996	1.3758	0.4555	3.6868	9.9743
Catalina Foothills outside city	0.0000	0.4566	3.9996	1.3758	0.0000	3.6868	9.5188
20 Vail in Tucson	0.0000	0.4566	3.9996	1.3758	0.4555	4.0268	10.3143
Vail outside city	0.0000	0.4566	3.9996	1.3758	0.0000	4.0268	9.8588
30 Sahuarita in Tucson	0.0000	0.4566	3.9996	1.3758	0.4555	4.0207	10.3082
Sahuarita outside city	0.0000	0.4566	3.9996	1.3758	0.0000	4.0207	9.8527
35 San Fernando	0.0000	0.4566	3.9996	1.3758	0.0000	1.3675	7.1995
37 Empire	0.0000	0.4566	3.9996	1.3758	0.0000	3.2475	9.0795
39 Continental	0.0000	0.4566	3.9996	1.3758	0.0000	1.6894	7.5214
40 Baboquivari	0.0000	0.4566	3.9996	1.3758	0.0000	0.0000	5.8320
44 Redington	0.0000	0.4566	3.9996	1.3758	0.0000	7.3742	13.2062
51 Altar Valley	0.0000	0.4566	3.9996	1.3758	0.0000	4.6638	10.4958

## SUMMARY OF FY 2019/20 SECONDARY TAX RATES

School District	County Free Library Dist./Debt Service	Fire District Assistance	Flood Control District	Community College District	Central Az. Water Cons. Dist.	City or Town	Joint Tech. Ed. District	School District	FY 2019/20 Total
Unorganized School District	1.2253	0.0430	0.3335	0.0000	0.1400	0.0000	0.0000	0.0000	1.7418
1 TUSD in Tucson	1.2253	0.0430	0.3335	0.0000	0.1400	0.9255	0.0500	2.3684	5.0857
TUSD in S. Tucson	1.2253	0.0430	0.3335	0.0000	0.1400	0.0000	0.0500	2.3684	4.1602
TUSD outside city	1.2253	0.0430	0.3335	0.0000	0.1400	0.0000	0.0500	2.3684	4.1602
6 Marana	1.2253	0.0430	0.3335	0.0000	0.1400	0.0000	0.0500	1.8957	3.6875
8 Flowing Wells in Tucson	1.2253	0.0430	0.3335	0.0000	0.1400	0.9255	0.0500	2.8827	5.6000
Flowing Wells outside city	1.2253	0.0430	0.3335	0.0000	0.1400	0.0000	0.0500	2.8827	4.6745
10 Amphitheater in Tucson	1.2253	0.0430	0.3335	0.0000	0.1400	0.9255	0.0500	1.5754	4.2927
Amphitheater outside city	1.2253	0.0430	0.3335	0.0000	0.1400	0.0000	0.0500	1.5754	3.3672
12 Sunnyside in Tucson	1.2253	0.0430	0.3335	0.0000	0.1400	0.9255	0.0500	1.3527	4.0700
Sunnyside outside city	1.2253	0.0430	0.3335	0.0000	0.1400	0.0000	0.0500	1.3527	3.1445
13 Tanque Verde in Tucson	1.2253	0.0430	0.3335	0.0000	0.1400	0.9255	0.0500	1.5322	4.2495
Tanque Verde outside city	1.2253	0.0430	0.3335	0.0000	0.1400	0.0000	0.0500	1.5322	3.3240
15 Ajo	1.2253	0.0430	0.3335	0.0000	0.1400	0.0000	0.0500	0.0000	1.7918
16 Catalina Foothills in Tucson	1.2253	0.0430	0.3335	0.0000	0.1400	0.9255	0.0500	1.3075	4.0248
Catalina Foothills outside city	1.2253	0.0430	0.3335	0.0000	0.1400	0.0000	0.0500	1.3075	3.0993
20 Vail in Tucson	1.2253	0.0430	0.3335	0.0000	0.1400	0.9255	0.0500	3.4491	6.1664
Vail outside city	1.2253	0.0430	0.3335	0.0000	0.1400	0.0000	0.0500	3.4491	5.2409
30 Sahuarita in Tucson	1.2253	0.0430	0.3335	0.0000	0.1400	0.9255	0.0500	3.8505	6.5678
Sahuarita outside city	1.2253	0.0430	0.3335	0.0000	0.1400	0.0000	0.0500	3.8505	5.6423
35 San Fernando	1.2253	0.0430	0.3335	0.0000	0.1400	0.0000	0.0000	0.0000	1.7418
37 Empire	1.2253	0.0430	0.3335	0.0000	0.1400	0.0000	0.0000	0.0000	1.7418
39 Continental	1.2253	0.0430	0.3335	0.0000	0.1400	0.0000	0.0000	0.4386	2.1804
40 Baboquivari	1.2253	0.0430	0.3335	0.0000	0.1400	0.0000	0.0500	0.0000	1.7918
44 Redington	1.2253	0.0430	0.3335	0.0000	0.1400	0.0000	0.0000	0.0000	1.7418
51 Altar Valley	1.2253	0.0430	0.3335	0.0000	0.1400	0.0000	0.0000	0.9167	2.6585



# ATTACHMENT D

## COMPARISON OF FY 2019/20 AND FY 2018/19 PRIMARY TAX RATES

School District	State, County & Community College Total	City or Town	School District	FY 2019/20 Total	FY 2018/19 Total	Rate Incr/ (Decr)	Percent Change
Unorganized School District	5.8320	0.0000	1.8954	7.7274	7.9099	(0.1825)	(2.31)
1 TUSD in Tucson	5.8320	0.4555	3.9644	10.2519	10.5753	(0.3234)	(3.06)
TUSD in S. Tucson	5.8320	0.2434	3.9644	10.0398	10.2954	(0.2556)	(2.48)
TUSD outside city	5.8320	0.0000	3.9644	9.7964	10.0442	(0.2478)	(2.47)
6 Marana	5.8320	0.0000	4.0249	9.8569	10.1108	(0.2539)	(2.51)
8 Flowing Wells in Tucson	5.8320	0.4555	3.9712	10.2587	10.5566	(0.2979)	(2.82)
Flowing Wells outside city	5.8320	0.0000	3.9712	9.8032	10.0255	(0.2223)	(2.22)
10 Amphitheater in Tucson	5.8320	0.4555	3.8753	10.1628	10.3526	(0.1898)	(1.83)
Amphitheater outside city	5.8320	0.0000	3.8753	9.7073	9.8215	(0.1142)	(1.16)
12 Sunnyside in Tucson	5.8320	0.4555	3.7908	10.0783	10.6781	(0.5998)	(5.62)
Sunnyside outside city	5.8320	0.0000	3.7908	9.6228	10.1470	(0.5242)	(5.17)
13 Tanque Verde in Tucson	5.8320	0.4555	3.8652	10.1527	10.3890	(0.2363)	(2.27)
Tanque Verde outside city	5.8320	0.0000	3.8652	9.6972	9.8579	(0.1607)	(1.63)
15 Ajo	5.8320	0.0000	4.3769	10.2089	10.5005	(0.2916)	(2.78)
16 Catalina Foothills in Tucson	5.8320	0.4555	3.6868	9.9743	10.4556	(0.4813)	(4.60)
Catalina Foothills outside city	5.8320	0.0000	3.6868	9.5188	9.9245	(0.4057)	(4.09)
20 Vail in Tucson	5.8320	0.4555	4.0268	10.3143	10.6229	(0.3086)	(2.91)
Vail outside city	5.8320	0.0000	4.0268	9.8588	10.0918	(0.2330)	(2.31)
30 Sahuarita in Tucson	5.8320	0.4555	4.0207	10.3082	10.9683	(0.6601)	(6.02)
Sahuarita outside city	5.8320	0.0000	4.0207	9.8527	10.4372	(0.5845)	(5.60)
35 San Fernando	5.8320	0.0000	1.3675	7.1995	10.2565	(3.0570)	(29.81)
37 Empire	5.8320	0.0000	3.2475	9.0795	12.4304	(3.3509)	(26.96)
39 Continental	5.8320	0.0000	1.6894	7.5214	7.9836	(0.4622)	(5.79)
40 Baboquivari	5.8320	0.0000	0.0000	5.8320	5.9420	(0.1100)	(1.85)
44 Redington	5.8320	0.0000	7.3742	13.2062	14.6273	(1.4211)	(9.72)
51 Altar Valley	5.8320	0.0000	4.6638	10.4958	11.0060	(0.5102)	(4.64)

## COMPARISON OF FY 2019/20 AND FY 2018/19 SECONDARY TAX RATES

School District	County, Community College & Cent. Az. Water Conservation District Total	City or Town	Joint Tech. Ed. District	School District	FY 2019/20 Total	FY 2018/19 Total	Rate Incr/ (Decr)	Percent Change
Unorganized School District	1.7418	0.0000	0.0000	0.0000	1.7418	1.7229	0.0189	1.10
1 TUSD in Tucson	1.7418	0.9255	0.0500	2.3684	5.0857	5.1769	(0.0912)	(1.76)
TUSD in S. Tucson	1.7418	0.0000	0.0500	2.3684	4.1602	4.2261	(0.0659)	(1.56)
TUSD outside city	1.7418	0.0000	0.0500	2.3684	4.1602	4.2261	(0.0659)	(1.56)
6 Marana	1.7418	0.0000	0.0500	1.8957	3.6875	3.6881	(0.0006)	(0.02)
8 Flowing Wells in Tucson	1.7418	0.9255	0.0500	2.8827	5.6000	5.5262	0.0738	1.34
Flowing Wells outside city	1.7418	0.0000	0.0500	2.8827	4.6745	4.5754	0.0991	2.17
10 Amphitheater in Tucson	1.7418	0.9255	0.0500	1.5754	4.2927	4.3361	(0.0434)	(1.00)
Amphitheater outside city	1.7418	0.0000	0.0500	1.5754	3.3672	3.3853	(0.0181)	(0.53)
12 Sunnyside in Tucson	1.7418	0.9255	0.0500	1.3527	4.0700	4.1823	(0.1123)	(2.69)
Sunnyside outside city	1.7418	0.0000	0.0500	1.3527	3.1445	3.2315	(0.0870)	(2.69)
13 Tanque Verde in Tucson	1.7418	0.9255	0.0500	1.5322	4.2495	4.2228	0.0267	0.63
Tanque Verde outside city	1.7418	0.0000	0.0500	1.5322	3.3240	3.2720	0.0520	1.59
15 Ajo	1.7418	0.0000	0.0500	0.0000	1.7918	1.7729	0.0189	1.07
16 Catalina Foothills in Tucson	1.7418	0.9255	0.0500	1.3075	4.0248	4.1624	(0.1376)	(3.31)
Catalina Foothills outside city	1.7418	0.0000	0.0500	1.3075	3.0993	3.2116	(0.1123)	(3.50)
20 Vail in Tucson	1.7418	0.9255	0.0500	3.4491	6.1664	5.7382	0.4282	7.46
Vail outside city	1.7418	0.0000	0.0500	3.4491	5.2409	4.7874	0.4535	9.47
30 Sahuarita in Tucson	1.7418	0.9255	0.0500	3.8505	6.5678	6.6525	(0.0847)	(1.27)
Sahuarita outside city	1.7418	0.0000	0.0500	3.8505	5.6423	5.7017	(0.0594)	(1.04)
35 San Fernando	1.7418	0.0000	0.0000	0.0000	1.7418	1.7229	0.0189	1.10
37 Empire	1.7418	0.0000	0.0000	0.0000	1.7418	1.7229	0.0189	1.10
39 Continental	1.7418	0.0000	0.0000	0.4386	2.1804	2.1850	(0.0046)	(0.21)
40 Baboquivari	1.7418	0.0000	0.0500	0.0000	1.7918	1.7729	0.0189	1.07
44 Redington	1.7418	0.0000	0.0000	0.0000	1.7418	1.7229	0.0189	1.10
51 Altar Valley	1.7418	0.0000	0.0000	0.9167	2.6585	2.6441	0.0144	0.54

**SUMMARY AND COMPARISON OF FY 2019/20 AND FY 2018/19  
SPECIAL DISTRICT TAX RATES**

	FY 2019/20 Total	FY 2018/19 Total	Rate Incr/ (Decr)	Percent Change
<b>FIRE DISTRICTS</b>				
Arivaca	2.5000	2.5000	0.0000	0.00
Avra Valley				
Operations	3.5000	3.5000	0.0000	0.00
Bonds	0.6000	0.6000	0.0000	0.00
Corona de Tucson	3.0500	3.0500	0.0000	0.00
Drexel Heights				
Operations	3.2500	3.2500	0.0000	0.00
Bonds	0.2200	0.2300	(0.0100)	(4.35)
Golder Ranch				
Operations	2.3500	2.3537	(0.0037)	(0.16)
Bonds	0.0900	0.0900	0.0000	0.00
Green Valley	2.5299	2.5299	0.0000	0.00
Hidden Valley	0.7762	0.7966	(0.0204)	(2.56)
Mescal-J6	1.7596	1.6847	0.0749	4.45
Mt. Lemmon	3.2500	3.2500	0.0000	0.00
Northwest				
Operations	2.7095	2.7095	0.0000	0.00
Bonds	0.2954	0.3406	(0.0452)	(13.27)
Picture Rocks				
Operations	3.2500	3.2500	0.0000	0.00
Bonds	0.6288	0.6890	(0.0602)	(8.74)
Rincon Valley				
Operations	2.7834	2.7834	0.0000	0.00
Bonds	0.4414	0.4885	(0.0471)	(9.64)
Sabino Vista	1.2174	1.2385	(0.0211)	(1.70)
Sonoita-Elgin	2.7250	2.6500	0.0750	2.83
Tanque Verde Valley	1.3700	1.3000	0.0700	5.38
Three Points				
Operations	3.2500	3.2500	0.0000	0.00
Bonds	1.5000	1.5000	0.0000	0.00
Tucson Country Club Estates	1.0337	1.0048	0.0289	2.88
Why	3.2500	3.2500	0.0000	0.00
<b>HEALTH DISTRICTS</b>				
Ajo-Lukeville Health District	0.7500	0.7500	0.0000	0.00

**SUMMARY AND COMPARISON OF FY 2019/20 AND FY 2018/19  
SPECIAL DISTRICT TAX RATES**

	FY 2019/20 Total	FY 2018/19 Total	Rate Incr/ (Decr)	Percent Change
<b>DOMESTIC WATER IMPROVEMENT DISTRICTS</b>				
Marana Domestic Water Improvement District	0.3604	0.3675	(0.0071)	(1.93)
Mt. Lemmon Domestic Water Improvement District	2.6940	2.6940	0.0000	0.00
<b>IMPROVEMENT DISTRICTS</b>				
Hayhook Ranch	5.6254	4.1257	1.4997	36.35
<b>STREET LIGHTING IMPROVEMENT DISTRICTS</b>				
Cardinal Estates	1.8067	1.4696	0.3371	22.94
Carriage Hills No. 1	0.2476	0.2508	(0.0032)	(1.28)
Carriage Hills No. 3	0.1102	0.1165	(0.0063)	(5.41)
Desert Steppes	0.2048	0.2068	(0.0020)	(0.97)
Hermosa Hills Estates	0.1356	0.1143	0.0213	18.64
Lakeside No. 1	0.2936	0.2471	0.0465	18.82
Littletown	0.7595	0.9260	(0.1665)	(17.98)
Longview Estates No. 1	0.2566	0.2595	(0.0029)	(1.12)
Longview Estates No. 2	0.2531	0.2048	0.0483	23.58
Manana Grande "B"	0.2365	0.2392	(0.0027)	(1.13)
Manana Grande "C"	0.3188	0.3230	(0.0042)	(1.30)
Midvale Park	0.1814	0.1699	0.0115	6.77
Mortimore Addition	0.6260	0.6264	(0.0004)	(0.06)
Oaktree No. 1	2.6973	2.2258	0.4715	21.18
Oaktree No. 2	3.0105	2.4881	0.5224	21.00
Oaktree No. 3	3.2302	2.4201	0.8101	33.47
Orange Grove Valley	0.3508	0.3570	(0.0062)	(1.74)
Peach Valley	0.5305	0.4088	0.1217	29.77
Peppertree	0.0737	0.0785	(0.0048)	(6.11)
Rolling Hills	0.2003	0.2009	(0.0006)	(0.30)
Salida del Sol	2.4011	1.9796	0.4215	21.29

**SUMMARY AND COMPARISON OF FY 2019/20 AND FY 2018/19  
SPECIAL DISTRICT TAX RATES**

	FY 2019/20 Total	FY 2018/19 Total	Rate Incr/ (Decr)	Percent Change
<b>COMMUNITY FACILITIES DISTRICTS</b>				
Gladden Farms Community Facilities District				
Maintenance and Operation	0.3000	0.3000	0.0000	0.00
Bond Indebtedness	2.5000	2.1400	0.3600	16.82
Gladden Farms Phase II Community Facilities District				
Maintenance and Operation	0.3000	0.3000	0.0000	0.00
Bond Indebtedness	2.5000	0.0000	2.5000	n/a
Saguaro Springs Community Facilities District				
Maintenance and Operation	0.3000	0.3000	0.0000	0.00
Bond Indebtedness	2.5000	2.5000	0.0000	0.00
Vanderbilt Farms Community Facilities District				
Maintenance and Operation	0.3000	0.3000	0.0000	0.00
Quail Creek Community Facilities District				
Maintenance and Operation	0.3000	0.3000	0.0000	0.00
Bond Indebtedness	3.0000	3.0000	0.0000	0.00
Rancho Sahuarita Community Facilities District				
Maintenance and Operation	0.3000	0.3000	0.0000	0.00
Bond Indebtedness	4.6900	4.6900	0.0000	0.00
Rocking K South Community Facilities District				
Maintenance and Operation	0.3000	0.3000	0.00	0.00
<b>IRRIGATION DISTRICTS</b>				
Cortaro-Marana Irrigation District - Per Acre	79.5000	78.0000	1.5000	1.92
Flowing Wells Irrigation District - Per Acre	19.3500	19.3500	0.0000	0.00
Silverbell Irrigation & Drainage District - Per Acre	3.0000	3.0000	0.0000	0.00