



Board of Supervisors Memorandum

August 16, 2021

Tax Levy and Rate Adoption

Background

State statutes require the Board of Supervisors to levy property taxes on or before the third Monday in August each year. Attachment A is the proposed Pima County resolution for the levy of the tax for Fiscal Year (FY) 2021/22, which includes the levies for FY 2021/22 of various taxing jurisdictions within Pima County. Of the 94 separate authority levies proposed for adoption in Attachment A, only four are controlled by the Board of Supervisors: County Primary, County Debt Service, County Free Library District, and the Regional Flood Control District. The remaining authority levies are set entirely by other elected governing bodies or result from the requirements of state law. The Board of Supervisors' statutory role in adopting these property tax levies for other jurisdictions is ministerial only, and the Board has no authority to change the amounts of the various levies that have been transmitted to the County. The levies include the relevant valuations and the resultant tax rates. Most valuations are provided by the 2021 Clerk of the Board of Supervisors Abstract of Values by Legislative Class. Primary and secondary tax levies and rates for Pima County, Pima Community College, City of Tucson, City of South Tucson, and school districts are based on valuations in compliance with Arizona Revised Statutes (ARS) §42-17151. Secondary tax levies and rates for fire districts and the Fire District Assistance Tax are based on valuations pursuant to ARS §42-17052.

The Pima County Primary and Secondary tax rates (per \$100 of assessed valuation) for last year and this year are shown in the table below, as well as the corresponding tax levy for this year. For a comparison of Pima County Primary and Secondary rates from FY 2012/13 through proposed FY 2021/22, please refer to Attachment B. Attachment C provides a summary of primary and secondary rates by school district. Attachment D is a comparison of FY 2020/21 tax rates to the proposed FY 2021/22 tax rates by school district and for the special districts.

	Fiscal Year 2020/21 Rate	Fiscal Year 2021/22 Rate	Fiscal Year 2021/22 Levy
Primary - General Fund	\$3.9220	\$3.8764	\$375,861,572
County Free Library District	0.5353	0.5353	51,903,493
Debt Service	0.5200	0.4500	43,632,677
Flood Control District	0.3335	0.3335	29,329,496
Fire District Assistance Tax	0.0416	0.0394	3,820,281
Total County	\$5.3524	\$5.2346	\$504,547,519

The FY 2021/22 Pima County levies reflect Board actions at the June 22, 2021 meeting adopting the County's budget and directing the levels of tax rates. The impact of the Board's actions on that date and a slight decrease in the Fire District Assistance Tax result

The Honorable Chair and Members, Pima County Board of Supervisors

Re: **Tax Levy and Rate Adoption**

August 16, 2021


Page 2

in a total County tax rate of \$5.2346, which is \$0.1178 less than the FY 2020/21 total of \$5.3524.

Recommendation

It is recommended the Board of Supervisors approve the levies for all taxing jurisdictions within Pima County as described in Resolution 2021-53.

Sincerely,


C.H. Huckelberry
County Administrator

CHH/anc – August 12, 2021

Attachments

c: Jan Leshar, Chief Deputy County Administrator
Michelle Campagne, Director, Finance and Risk Management
Andy Welch, Deputy Director, Finance and Risk Management
Xavier Rendon, Budget Manager, Finance and Risk Management

ATTACHMENT A

RESOLUTION NO. 2021 – 53

**RESOLUTION OF THE PIMA COUNTY BOARD OF SUPERVISORS
FOR THE LEVY OF TAXES FOR FISCAL YEAR 2021/2022**

The Board of Supervisors of Pima County, Arizona finds:

1. In accordance with the provisions of A.R.S. §§ 42-17101 to 42-17110, 48-252, and 48-3620, the Board of Supervisors, acting as the governing board of the Pima County Flood Control District, on May 18, 2021, made an estimate of the different amounts required to meet the public expenditures of the district for the 2021/2022 fiscal year and, on June 22, 2021, following a public hearing, adopted the budget of the district and determined the amount of its property tax levy.
2. In accordance with the provisions of A.R.S. §§ 42-17101 to 42-17110, 48-252, and 48-3903, the Board of Supervisors, acting as the governing board of the Pima County Free Library District, on May 18, 2021, made an estimate of the different amounts required to meet the public expenditures of the district for the 2021/2022 fiscal year and, on June 22, 2021, following a public hearing, adopted the budget of the district and determined the amount of its property tax levy.
3. In accordance with the provisions of A.R.S. §§ 35-451 and 42-17101 to 42-17110, the Board of Supervisors, on May 18, 2021, made an estimate of the different amounts required to meet the public expenditures of Pima County for the 2021/2022 fiscal year and, on June 22, 2021, following a public hearing, adopted the budget for the County and determined the amount of its property tax levy.
4. The Board of Supervisors has received information enabling the Board to determine the amount of taxes and/or special assessments to be imposed on property within the various school districts, municipalities, and special taxing districts in the County for Fiscal Year 2021/2022, by or on behalf of those entities.
5. Public notice of the levy of taxes was given as required by law.

NOW, THEREFORE, BE IT RESOLVED, that taxes and special assessments are to be levied upon property located in Pima County for the entities and in the amounts as follows:

PIMA COUNTY FISCAL YEAR 2021/22 TAX LEVY

JURISDICTION	VALUATION	TAX LEVY	RATE
STATE OF ARIZONA:			
State of Arizona Property Tax			
Primary	9,696,150,355	0	0.0000
STATE (EDUCATION) EQUALIZATION ASSISTANCE TAX:			
Primary	9,696,150,355	41,334,689	0.4263
PIMA COUNTY:			
Primary			
General Fund	9,696,150,355	375,861,572	3.8764
Transportation Property Road Tax		0	0.0000
TOTAL PRIMARY		375,861,572	3.8764
Secondary			
County Free Library	9,696,150,355	51,903,493	0.5353
Debt Service	9,696,150,355	43,632,677	0.4500
Flood Control District	8,794,451,623	29,329,496	0.3335
Fire District Assistance	9,696,150,355	3,820,281	0.0394
TOTAL PIMA COUNTY		504,547,519	5.2346
PIMA COMMUNITY COLLEGE:			
Primary	9,696,150,355	123,461,082	1.2733
CENTRAL ARIZONA WATER CONSERVATION DISTRICT:			
Ad Valorem Secondary	9,696,150,355	9,696,150	0.1000
Water Storage Secondary	9,696,150,355	3,878,460	0.0400
Ground Water Replenishment			
Category 1 Member Lands			
Water Usage (rate per acre-foot and usage of 1,193.51 acre-feet)		941,679	789.0000
Membership Dues (rate per lot, with 15,859 lots assessed)		461,021	29.0700
Total Category 1 Member Lands		1,402,700	
Category 2 Member Lands			
Water Usage (rate per acre-foot and no usage)		0	675.0000

PIMA COUNTY FISCAL YEAR 2021/22 TAX LEVY

JURISDICTION	VALUATION	TAX LEVY	RATE
CITY OF TUCSON:			
Primary	3,962,584,979		
Primary		17,043,080	0.4301
Involuntary Tort Judgments (Arizona Administrative Code Regulation 15-12-202)		513,010	0.0129
TOTAL PRIMARY		17,556,090	0.4430
Secondary	3,962,584,979	34,448,600	0.8693
TOTAL CITY OF TUCSON		52,004,690	1.3123
CITY OF TUCSON BUSINESS IMPROVEMENT DISTRICT:			
Assessment		582,480	list attached
CITY OF SOUTH TUCSON:			
Primary	24,975,636	59,192	0.2370
STREET LIGHTING IMPROVEMENT DISTRICTS:			
Cardinal Estates	937,942	12,030	1.2826
Carriage Hills No. 1	2,741,329	6,947	0.2534
Carriage Hills No. 3	1,255,493	1,192	0.0949
Desert Steppes	1,968,876	4,171	0.2118
Hermosa Hills Estates	2,947,742	3,572	0.1212
Lakeside No. 1	2,202,605	5,560	0.2524
Littleton	1,982,802	15,286	0.7709
Longview Estates No. 1	2,879,473	7,544	0.2620
Longview Estates No. 2	3,384,562	8,733	0.2580
Manana Grande "B"	2,468,937	5,955	0.2412
Manana Grande "C"	2,970,102	9,727	0.3275
Midvale Park	7,748,266	12,359	0.1595
Mortimore Addition	4,213,113	26,832	0.6369
Oaktree No. 1	1,048,826	20,739	1.9774
Oaktree No. 2	727,507	16,286	2.2386
Oaktree No. 3	880,842	28,453	3.2302
Orange Grove Valley	1,716,232	6,148	0.3582
Peach Valley	616,949	3,250	0.5268
Peppertree	11,685,029	9,055	0.0775
Rolling Hills	9,168,058	15,637	0.1706
Salida del Sol	732,648	13,242	1.8074

PIMA COUNTY FISCAL YEAR 2021/22 TAX LEVY

JURISDICTION	VALUATION	TAX LEVY	RATE
FIRE DISTRICTS:			
Arivaca	5,041,784	126,043	2.5000
Avra Valley	32,902,973		
Operations		1,151,604	3.5000
Bonds		197,418	0.6000
Total Avra Valley		1,349,022	4.1000
Corona de Tucson	73,114,225	2,229,984	3.0500
Drexel Heights	247,309,596		
Operations		8,037,562	3.2500
Bonds		816,122	0.3300
Total Drexel Heights		8,853,684	3.5800
Golder Ranch	1,149,544,674		
Operations		27,244,209	2.3700
Bonds		1,609,363	0.1400
Total Golder Ranch		28,853,572	2.5100
Green Valley	455,224,205		
Operations		11,516,717	2.5299
Bonds		888,142	0.1951
Total Green Valley		12,404,859	2.7250
Hidden Valley	30,731,204	256,000	0.8330
Mescal-J6	3,922,531	73,951	1.8853
Mt. Lemmon	13,620,343	442,660	3.2500
Northwest	1,373,136,865		
Operations		38,166,369	2.7795
Bonds		3,708,025	0.2700
Total Northwest		41,874,394	3.0495
Picture Rocks	40,130,850		
Operations		1,304,253	3.2500
Bonds		233,670	0.5823
Total Picture Rocks		1,537,923	3.8323
Rincon Valley	157,883,596		
Operations		4,394,532	2.7834
Bonds		539,200	0.3415
Total Rincon Valley		4,933,732	3.1249
Sabino Vista	35,377,478	401,039	1.1336
Sonoita-Elgin	4,720,857	128,408	2.7200
Tanque Verde Valley	16,790,043	240,100	1.4300
Three Points	42,626,204	1,385,352	3.2500
Tucson Country Club Estates	23,408,612	161,482	0.6898
Why	929,352	30,204	3.2500
HEALTH DISTRICTS:			
Ajo-Lukeville Health District	15,154,308	113,657	0.7500

PIMA COUNTY FISCAL YEAR 2021/22 TAX LEVY

JURISDICTION	VALUATION	TAX LEVY	RATE
TUCSON UNIFIED SCHOOL DISTRICT NO 1:			
Primary	3,761,018,262		
Maintenance & Operation		146,751,440	3.9019
Adjacent Ways		1,000,000	0.0266
Dropout Prevention		767,410	0.0204
TOTAL PRIMARY		148,518,850	3.9489
Secondary	3,761,018,262		
Class B Bond Interest and Redemption		17,311,771	0.4603
Desegregation		63,711,047	1.6940
TOTAL SECONDARY		81,022,818	2.1543
MARANA UNIFIED SCHOOL DISTRICT NO 6:			
Primary	1,033,704,839		
Maintenance & Operation		41,485,651	4.0133
Adjacent Ways		950,000	0.0919
TOTAL PRIMARY		42,435,651	4.1052
Secondary	1,033,704,839		
Class B Bond Interest and Redemption		10,966,420	1.0609
Override Maintenance & Operation		8,094,068	0.7830
TOTAL SECONDARY		19,060,488	1.8439
FLOWING WELLS UNIFIED SCHOOL DISTRICT NO. 8:			
Primary	221,076,452		
Maintenance & Operation		8,519,181	3.8535
TOTAL PRIMARY		8,519,181	3.8535
Secondary	221,076,452		
Class B Bond Interest and Redemption		2,812,393	1.2721
Override Maintenance & Operation		3,006,447	1.3599
TOTAL SECONDARY		5,818,840	2.6320
AMPHITHEATER UNIFIED SCHOOL DISTRICT NO. 10:			
Primary	1,750,676,834		
Maintenance & Operation		62,961,480	3.5964
Dropout Prevention		129,412	0.0074
TOTAL PRIMARY		63,090,892	3.6038
Secondary	1,750,676,834		
Class B Bond Interest and Redemption		13,761,270	0.7861
Desegregation		4,025,000	0.2299
Override Maintenance & Operation		6,271,306	0.3582
Override K-3 / Special Programs		2,194,957	0.1254
TOTAL SECONDARY		26,252,533	1.4996

PIMA COUNTY FISCAL YEAR 2021/22 TAX LEVY

JURISDICTION	VALUATION	TAX LEVY	RATE
SUNNYSIDE UNIFIED SCHOOL DISTRICT NO. 12:			
Primary	520,918,796		
Maintenance & Operation		18,891,422	3.6266
Dropout Prevention		245,572	0.0471
TOTAL PRIMARY		19,136,994	3.6737
Secondary	520,918,796		
Class B Bond Interest and Redemption		5,140,470	0.9868
TOTAL SECONDARY		5,140,470	0.9868
TANQUE VERDE UNIFIED SCHOOL DISTRICT NO. 13:			
Primary	212,455,026		
Maintenance & Operation		7,933,283	3.7341
TOTAL PRIMARY		7,933,283	3.7341
Secondary	212,455,026		
Class B Bond Interest and Redemption		1,419,568	0.6682
Override Maintenance & Operation		1,850,000	0.8708
TOTAL SECONDARY		3,269,568	1.5390
AJO UNIFIED SCHOOL DISTRICT NO. 15:			
Primary	19,582,358		
Maintenance & Operation		808,281	4.1276
TOTAL PRIMARY		808,281	4.1276
Secondary	19,582,358	0	0.0000
TOTAL SECONDARY			
CATALINA FOOTHILLS UNIFIED SCHOOL DISTRICT NO. 16:			
Primary	677,141,517		
Maintenance & Operation		24,697,383	3.6473
TOTAL PRIMARY		24,697,383	3.6473
Secondary	677,141,517		
Class B Bond Interest and Redemption		4,473,345	0.6606
Override Maintenance & Operation		4,026,758	0.5947
Override District Add'l Assistance		2,000,000	0.2954
TOTAL SECONDARY		10,500,103	1.5507

PIMA COUNTY FISCAL YEAR 2021/22 TAX LEVY

JURISDICTION	VALUATION	TAX LEVY	RATE
VAIL UNIFIED SCHOOL DISTRICT NO. 20:			
Primary	649,978,091		
Maintenance & Operation		26,169,901	4.0263
Adjacent Ways		500,000	0.0769
TOTAL PRIMARY		26,669,901	4.1032
Secondary	649,978,091		
Class B Bond Interest and Redemption		9,300,197	1.4308
Override Maintenance & Operation		10,501,864	1.6157
TOTAL SECONDARY		19,802,061	3.0465
SAHUARITA UNIFIED SCHOOL DISTRICT NO. 30:			
Primary	351,873,683		
Maintenance & Operation		13,824,061	3.9287
TOTAL PRIMARY		13,824,061	3.9287
Secondary	351,873,683		
Class B Bond Interest and Redemption		6,131,283	1.7425
Override Maintenance & Operation		4,746,007	1.3488
Override District Add'l Assistance		1,000,000	0.2842
TOTAL SECONDARY		11,877,290	3.3755
SAN FERNANDO ELEMENTARY SCHOOL DISTRICT NO. 35:			
Primary	13,243,413		
Maintenance & Operation		248,829	1.8789
A.R.S. 15-992 B		15,496	0.1170
TOTAL PRIMARY		264,325	1.9959
Secondary	13,243,413	0	0.0000
TOTAL SECONDARY			
EMPIRE ELEMENTARY SCHOOL DISTRICT NO. 37:			
Primary	7,077,999		
Maintenance & Operation		243,812	3.4446
A.R.S. 15-992 B		11,612	0.1641
TOTAL PRIMARY		255,424	3.6087
Secondary	7,077,999	0	0.0000
TOTAL SECONDARY			

PIMA COUNTY FISCAL YEAR 2021/22 TAX LEVY

JURISDICTION	VALUATION	TAX LEVY	RATE
CONTINENTAL ELEMENTARY SCHOOL DISTRICT NO. 39:			
Primary	404,978,655		
Maintenance & Operation		6,959,789	1.7186
A.R.S. 15-992 B		410,822	0.1014
TOTAL PRIMARY		7,370,611	1.8200
Secondary	404,978,655		
Class B Bond Interest and Redemption		1,164,544	0.2876
Override Maintenance & Operation		571,870	0.1412
TOTAL SECONDARY		1,736,414	0.4288
BABOQUIVARI UNIFIED SCHOOL DISTRICT NO. 40:			
Primary	2,162,480		
Maintenance & Operation		0	0.0000
TOTAL PRIMARY		0	0.0000
Secondary	2,162,480		
TOTAL SECONDARY		0	0.0000
REDINGTON ELEMENTARY SCHOOL DISTRICT NO. 44:			
Primary	1,486,608		
Maintenance & Operation		109,625	7.3742
TOTAL PRIMARY		109,625	7.3742
Secondary	1,486,608		
TOTAL SECONDARY		0	0.0000
ALTAR VALLEY ELEMENTARY SCHOOL DISTRICT NO. 51:			
Primary	51,481,406		
Maintenance & Operation		3,005,696	5.8384
TOTAL PRIMARY		3,005,696	5.8384
Secondary	51,481,406		
Override Maintenance & Operation		454,282	0.8824
TOTAL SECONDARY		454,282	0.8824
UNORGANIZED SCHOOL DISTRICT TAX:			
Primary	17,293,536	305,992	1.7694
JOINT TECHNICAL EDUCATION DISTRICT			
Secondary	9,200,588,338	4,600,294	0.0500

PIMA COUNTY FISCAL YEAR 2021/22 TAX LEVY

JURISDICTION	VALUATION	TAX LEVY	RATE
DOMESTIC WATER IMPROVEMENT DISTRICTS:			
Marana Domestic Water Improvement District Secondary	7,476,434	25,853	0.3458
Mt. Lemmon Domestic Water District Secondary	11,877,398	314,110	2.6446
DeAnza Domestic Water Improvement District Secondary	134,898	15,000	11.1195
IMPROVEMENT DISTRICTS:			
Hayhook Ranch Secondary	771,632	40,000	5.1838
GLADDEN FARMS COMMUNITY FACILITIES DISTRICT:			
Secondary	32,707,177		
Maintenance & Operation		98,122	0.3000
Bond Indebtedness		817,679	2.5000
TOTAL SECONDARY		915,801	2.8000
GLADDEN FARMS PHASE II COMMUNITY FACILITIES DISTRICT:			
Secondary	5,746,234		
Maintenance & Operation		17,239	0.3000
Bond Indebtedness		143,656	2.5000
TOTAL SECONDARY		160,895	2.8000
SAGUARO SPRINGS COMMUNITY FACILITIES DISTRICT:			
Secondary	22,344,868		
Maintenance & Operation		67,035	0.3000
Bond Indebtedness		558,622	2.5000
TOTAL SECONDARY		625,657	2.8000
QUAIL CREEK COMMUNITY FACILITIES DISTRICT:			
Secondary	30,820,590		
Maintenance & Operation		92,462	0.3000
Bond Indebtedness		924,618	3.0000
TOTAL SECONDARY		1,017,080	3.3000
RANCHO SAHUARITA COMMUNITY FACILITIES DISTRICT:			
Secondary	6,950,902		
Maintenance & Operation		20,853	0.3000
Bond Indebtedness		325,997	4.6900
TOTAL SECONDARY		346,850	4.9900

PIMA COUNTY FISCAL YEAR 2021/22 TAX LEVY

JURISDICTION	VALUATION	TAX LEVY	RATE
ROCKING K SOUTH COMMUNITY FACILITIES DISTRICT:			
Secondary	755,518		
Maintenance & Operation		3,778	0.5000
Bond Indebtedness		17,377	2.3000
TOTAL SECONDARY		21,155	2.8000
CORTARO-MARANA IRRIGATION DISTRICT 11,208 ACRES			
Maintenance & Operation		941,472	84.0000
FLOWING WELLS IRRIGATION DISTRICT 1,681.77 ACRES			
Maintenance & Operation		32,542	19.3500
SILVERBELL IRRIGATION & DRAINAGE DISTRICT 1,912.15 ACRES			
Maintenance & Operation		5,736	3.0000
MOBILE HOME RELOCATION FUND			
Assessment	Valuation / Levy	Unavailable	0.0000

PIMA COUNTY FISCAL YEAR 2021/22 TAX LEVY

CITY OF TUCSON BUSINESS IMPROVEMENT DISTRICT

<u>PARCEL ID #</u>	<u>TAX LEVY</u>	<u>PARCEL ID #</u>	<u>TAX LEVY</u>
11706089C	\$3,126.92	117067500	\$15,452.08
11706166B	5,612.90	117100600	1,941.98
11706168A	3,532.44	117100610	1,082.20
11706168B	142.58	117100620	1,745.84
117061740	295.34	117100630	1,916.74
11706177A	671.80	11710065A	1,232.34
117061780	352.26	11710066A	1,106.22
11706179A	2,282.12	117100670	893.10
11706183B	7,344.36	117100680	314.22
117061900	1,701.22	11710069A	289.66
117061910	2,394.90	11710069B	384.46
11706194A	640.42	117100710	59.90
11706195A	2,731.30	11710075B	837.84
117061960	2,036.48	117100760	3,813.86
117062010	3,184.96	11710077A	820.24
117062050	1,592.54	117100780	514.02
11706206A	3,653.60	11710079A	1,341.46
117062080	1,592.54	11710081D	1,130.34
117062090	1,592.54	11710082A	601.04
117062100	4,259.90	11710083A	636.54
117062110	654.36	117100840	550.12
117062120	1,209.72	11710089A	12,834.08
117062160	2,446.42	117100920	462.04
117062170	3,559.48	11710094A	349.72
11706218A	1,668.18	117100950	393.14
11706219D	3,475.68	117100960	657.88
11706219F	1,022.74	117100970	282.70
117062200	3,320.88	11710098A	440.62
117067090	1,429.08	117100990	841.12
117067100	1,819.76	11710100A	1,094.24
117067110	580.74	117101010	2,334.68
117067120	137.64	117101020	1,739.56
117067130	983.86	117101210	1,702.48
117067290	3,035.48	117101240	565.40
117067300	12,582.60	117101250	622.68
117067310	1,386.54	117101260	761.14
117067320	1,000.78	117101270	474.48
117067480	1,004.68	117101280	988.50
117067490	13,218.62	117101290	667.24

PIMA COUNTY FISCAL YEAR 2021/22 TAX LEVY

CITY OF TUCSON BUSINESS IMPROVEMENT DISTRICT

<u>PARCEL ID #</u>	<u>TAX LEVY</u>	<u>PARCEL ID #</u>	<u>TAX LEVY</u>
117101300	\$489.16	117120200	\$3,376.90
117101310	434.18	117120210	3,004.48
117101320	404.84	117120220	950.24
11710133A	888.24	117120280	920.36
117101350	554.38	117120290	933.84
117101360	477.66	117120300	570.64
117110160	1,284.02	117120310	2,679.92
117110170	14,445.88	11712033A	1,867.76
117110180	692.78	117120360	799.78
117110210	3,468.56	117120470	1,919.28
117110730	896.20	11712048A	281.26
11711080C	3,511.70	117120490	255.66
117110820	1,596.44	117120860	2,238.38
117110830	1,834.74	11712087B	7,519.08
117110840	2,752.10	11712087C	7,646.24
11711085A	3,464.06	11712099B	34,252.84
117110890	1,068.34	11712103C	26,129.10
117110900	4,381.82	117121240	588.60
117110910	1,330.00	117121250	563.52
117110920	1,194.30	117121260	573.92
11711096C	14,022.62	117121270	289.88
11711096D	13,314.48	117121280	586.36
11711096E	7,680.92	117121290	1,323.70
117110980	1,684.22	117121940	1,087.74
117110990	760.84	11713027A	1,914.94
117111000	1,952.54	11713029A	7,920.70
117111010	1,421.36	117130360	1,602.96
11711102A	1,593.82	11713037A	1,399.12
117111040	1,715.60	11713039B	2,127.24
117111060	394.12	117130400	2,936.94
117120030	113.44	117130410	2,240.92
11712006A	1,069.98	117130430	1,843.58
11712007A	4,313.52	11713156B	10,164.82
117120080	4,684.14	11713156C	2,371.04
117120130	729.18	11713160A	4,612.44
117120140	1,039.80	11713162A	19,048.18
117120150	304.04	117131730	874.68
11712017A	2,832.68	117131740	1,538.64
11712019A	679.74	117131750	651.66

PIMA COUNTY FISCAL YEAR 2021/22 TAX LEVY

CITY OF TUCSON BUSINESS IMPROVEMENT DISTRICT

<u>PARCEL ID #</u>	<u>TAX LEVY</u>	<u>PARCEL ID #</u>	<u>TAX LEVY</u>
11713177C	\$6,873.62	117170060	\$660.50
11713182A	3,665.58	11717007B	597.90
117131830	1,505.90	117170090	2,078.12
117132170	201.28	11717011A	3,831.62
117132180	1,756.86	117170120	3,247.34
117132190	439.88	117170170	3,628.22
117132200	427.74	11717020A	3,418.02
117132210	427.74	117170340	562.84
117132220	439.88	117170380	1,148.10
11713223A	770.14	117170400	500.68
117132250	425.50	11717044B	2,082.32
117132260	405.06	117170610	41.18
11713227A	1,399.64	117170620	40.06
11714072A	1,222.00	117170630	40.06
117140750	825.86	117170640	41.18
11714077A	2,230.96	117170650	31.90
11714079A	1,466.58	117170660	31.06
11714081A	1,715.30	117170670	31.06
11714086A	3,044.92	117170680	31.06
11714087B	2,024.66	117170690	31.90
117150010	2,925.92	117170700	41.18
117150030	980.56	117170710	39.98
117150040	1,151.68	117170720	39.98
117150050	2,281.74	117170730	41.18
117160030	3,670.68	117170740	32.42
117160050	1,453.10	117170750	47.02
11716007B	6,757.70	117170760	47.02
117160100	2,083.22	117170770	43.20
117160110	2,370.34	117170780	51.52
117160120	824.36	117170790	41.26
117160130	3,583.22	117170800	40.20
117160300	1,218.26	117170810	40.20
117160310	654.50	117170820	41.26
117160330	1,079.56	117170830	32.04
117160360	1,123.30	117170840	31.14
117160370	1,377.92	117170850	31.14
117170010	2,926.00	117170860	31.14
117170020	1,100.84	117170870	32.04
11717003A	3,205.92	117170880	41.26

PIMA COUNTY FISCAL YEAR 2021/22 TAX LEVY

CITY OF TUCSON BUSINESS IMPROVEMENT DISTRICT

<u>PARCEL ID #</u>	<u>TAX LEVY</u>	<u>PARCEL ID #</u>	<u>TAX LEVY</u>
117170890	\$40.12	117171090	\$40.12
117170900	40.12	117171100	40.12
117170910	40.12	117171110	40.12
117170920	40.12	117171120	40.12
117170930	41.26	117171130	41.26
117170940	32.42	117171140	344.62
117170950	47.02	117171150	145.42
117170960	47.02	117171160	446.62
117170970	47.02	117171170	417.56
117170980	47.70	117171180	349.56
117170990	41.26	117171190	349.56
117171000	40.20	117171200	118.92
117171010	40.20	117171210	173.58
117171020	41.26	11720015B	239.34
117171030	32.04	11720015C	9,675.54
117171040	31.14	11720024A	4,873.00
117171050	31.14	772501630	2,494.80
117171060	31.14	972901630	30,645.20
117171070	32.04	979501630	2,124.10
117171080	41.26		
		Total Levy	\$582,480.42

Passed and adopted this 16th day of August, 2021.

Sharon Bronson, Chair
Pima County Board of Supervisors

ATTEST:

Julie Castañeda, Clerk of the Board

APPROVED AS TO FORM:

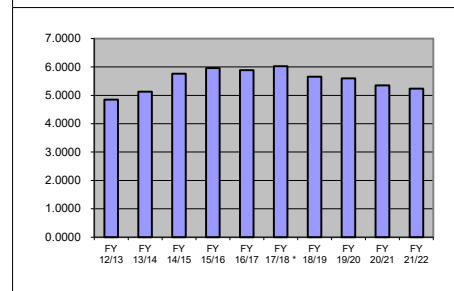
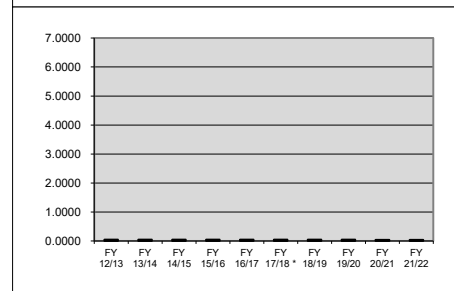
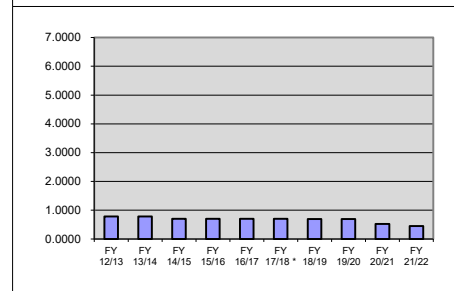
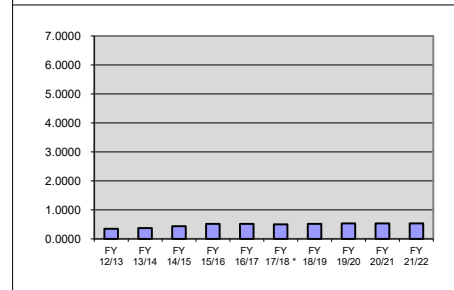
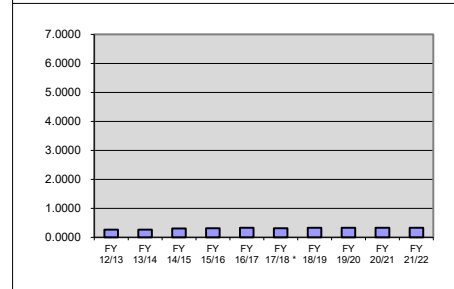
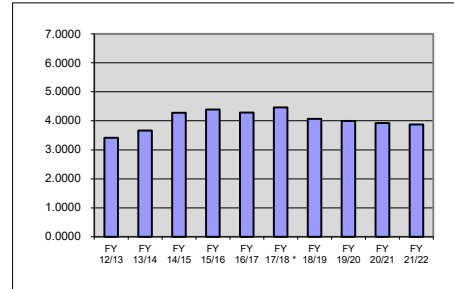


Deputy County Attorney

ATTACHMENT B

PIMA COUNTY TAX RATES

CATEGORY		LEVY AMT	VALUATION	TAX RATE
Primary	FY 12/13	275,951,044	8,073,937,734	3.4178
	FY 13/14	277,155,468	7,559,129,097	3.6665
	FY 14/15	321,633,141	7,518,481,988	4.2779
	FY 15/16	334,358,574	7,620,360,873	4.3877
	FY 16/17	335,305,153	7,816,699,760	4.2896
	FY 17/18 *	360,110,814	8,074,957,717	4.4596
	FY 18/19	339,156,105	8,333,892,906	4.0696
	FY 19/20	349,163,676	8,729,964,923	3.9996
	FY 20/21	358,487,504	9,140,425,898	3.9220
	FY 21/22	375,861,572	9,696,150,355	3.8764
Flood Control	FY 12/13	19,089,598	7,244,629,122	0.2635
	FY 13/14	17,834,883	6,768,456,641	0.2635
	FY 14/15	20,539,235	6,767,457,872	0.3035
	FY 15/16	21,685,425	6,917,200,982	0.3135
	FY 16/17	23,643,348	7,089,459,732	0.3335
	FY 17/18	23,115,524	7,373,372,757	0.3135
	FY 18/19	25,266,454	7,576,148,151	0.3335
	FY 19/20	26,495,639	7,944,719,355	0.3335
	FY 20/21	27,976,190	8,388,662,525	0.3335
	FY 21/22	29,329,496	8,794,451,623	0.3335
Library District	FY 12/13	28,081,413	8,116,015,231	0.3460
	FY 13/14	28,487,320	7,590,546,275	0.3753
	FY 14/15	32,747,156	7,522,893,581	0.4353
	FY 15/16	39,267,720	7,620,360,873	0.5153
	FY 16/17	40,279,454	7,816,699,760	0.5153
	FY 17/18	40,802,761	8,074,957,717	0.5053
	FY 18/19	42,944,550	8,333,892,906	0.5153
	FY 19/20	46,731,502	8,729,964,923	0.5353
	FY 20/21	48,928,700	9,140,425,898	0.5353
	FY 21/22	51,903,493	9,696,150,355	0.5353
Debt Service	FY 12/13	63,735,453	8,171,211,922	0.7800
	FY 13/14	59,464,792	7,623,691,280	0.7800
	FY 14/15	53,059,292	7,579,898,868	0.7000
	FY 15/16	53,342,526	7,620,360,873	0.7000
	FY 16/17	54,716,898	7,816,699,760	0.7000
	FY 17/18	56,524,704	8,074,957,717	0.7000
	FY 18/19	57,503,861	8,333,892,906	0.6900
	FY 19/20	60,236,758	8,729,964,923	0.6900
	FY 20/21	47,530,215	9,140,425,898	0.5200
	FY 21/22	43,632,677	9,696,150,355	0.4500
Fire District Assistance	FY 12/13	3,650,680	8,171,211,922	0.0447
	FY 13/14	3,476,404	7,623,691,280	0.0456
	FY 14/15	3,577,714	7,579,898,868	0.0472
	FY 15/16	3,558,709	7,620,360,873	0.0467
	FY 16/17	3,658,216	7,816,699,760	0.0468
	FY 17/18	3,706,407	8,074,957,717	0.0459
	FY 18/19	3,675,247	8,333,892,906	0.0441
	FY 19/20	3,753,884	8,729,964,923	0.0430
	FY 20/21	3,802,418	9,140,425,898	0.0416
	FY 21/22	3,820,281	9,696,150,355	0.0394
Total Pima County Property Tax Rate	FY 12/13	390,508,188		4.8520
	FY 13/14	386,418,867		5.1309
	FY 14/15	431,556,538		5.7639
	FY 15/16	452,212,954		5.9632
	FY 16/17	457,603,069		5.8852
	FY 17/18	484,260,210		6.0243
	FY 18/19	468,546,217		5.6525
	FY 19/20	486,381,459		5.6014
	FY 20/21	486,725,027		5.3524
	FY 21/22	504,547,519		5.2346



* FY2017/18 County Primary levy and rate includes \$0.2500 Transportation Property Road Tax Primary.

ATTACHMENT C

SUMMARY OF FY 2021/22 PRIMARY TAX RATES

School District	Arizona Property Tax	State School Equalization Assistance	County	Community College District	City or Town	School District	FY 2021/22 Total
Unorganized School District	0.0000	0.4263	3.8764	1.2733	0.0000	1.7694	7.3454
1 TUSD in Tucson	0.0000	0.4263	3.8764	1.2733	0.4430	3.9489	9.9679
TUSD in S. Tucson	0.0000	0.4263	3.8764	1.2733	0.2370	3.9489	9.7619
TUSD outside city	0.0000	0.4263	3.8764	1.2733	0.0000	3.9489	9.5249
6 Marana	0.0000	0.4263	3.8764	1.2733	0.0000	4.1052	9.6812
8 Flowing Wells in Tucson	0.0000	0.4263	3.8764	1.2733	0.4430	3.8535	9.8725
Flowing Wells outside city	0.0000	0.4263	3.8764	1.2733	0.0000	3.8535	9.4295
10 Amphitheater in Tucson	0.0000	0.4263	3.8764	1.2733	0.4430	3.6038	9.6228
Amphitheater outside city	0.0000	0.4263	3.8764	1.2733	0.0000	3.6038	9.1798
12 Sunnyside in Tucson	0.0000	0.4263	3.8764	1.2733	0.4430	3.6737	9.6927
Sunnyside outside city	0.0000	0.4263	3.8764	1.2733	0.0000	3.6737	9.2497
13 Tanque Verde in Tucson	0.0000	0.4263	3.8764	1.2733	0.4430	3.7341	9.7531
Tanque Verde outside city	0.0000	0.4263	3.8764	1.2733	0.0000	3.7341	9.3101
15 Ajo	0.0000	0.4263	3.8764	1.2733	0.0000	4.1276	9.7036
16 Catalina Foothills in Tucson	0.0000	0.4263	3.8764	1.2733	0.4430	3.6473	9.6663
Catalina Foothills outside city	0.0000	0.4263	3.8764	1.2733	0.0000	3.6473	9.2233
20 Vail in Tucson	0.0000	0.4263	3.8764	1.2733	0.4430	4.1032	10.1222
Vail outside city	0.0000	0.4263	3.8764	1.2733	0.0000	4.1032	9.6792
30 Sahuarita in Tucson	0.0000	0.4263	3.8764	1.2733	0.4430	3.9287	9.9477
Sahuarita outside city	0.0000	0.4263	3.8764	1.2733	0.0000	3.9287	9.5047
35 San Fernando	0.0000	0.4263	3.8764	1.2733	0.0000	1.9959	7.5719
37 Empire	0.0000	0.4263	3.8764	1.2733	0.0000	3.6087	9.1847
39 Continental	0.0000	0.4263	3.8764	1.2733	0.0000	1.8200	7.3960
40 Baboquivari	0.0000	0.4263	3.8764	1.2733	0.0000	0.0000	5.5760
44 Redington	0.0000	0.4263	3.8764	1.2733	0.0000	7.3742	12.9502
51 Altar Valley	0.0000	0.4263	3.8764	1.2733	0.0000	5.8384	11.4144

SUMMARY OF FY 2021/22 SECONDARY TAX RATES

School District	County Free Library Dist./Debt Service	Fire District Assistance	Flood Control District	Community College District	Central Az. Water Cons. Dist.	City or Town	Joint Tech. Ed. District	School District	FY 2021/22 Total
Unorganized School District	0.9853	0.0394	0.3335	0.0000	0.1400	0.0000	0.0000	0.0000	1.4982
1 TUSD in Tucson	0.9853	0.0394	0.3335	0.0000	0.1400	0.8693	0.0500	2.1543	4.5718
TUSD in S. Tucson	0.9853	0.0394	0.3335	0.0000	0.1400	0.0000	0.0500	2.1543	3.7025
TUSD outside city	0.9853	0.0394	0.3335	0.0000	0.1400	0.0000	0.0500	2.1543	3.7025
6 Marana	0.9853	0.0394	0.3335	0.0000	0.1400	0.0000	0.0500	1.8439	3.3921
8 Flowing Wells in Tucson	0.9853	0.0394	0.3335	0.0000	0.1400	0.8693	0.0500	2.6320	5.0495
Flowing Wells outside city	0.9853	0.0394	0.3335	0.0000	0.1400	0.0000	0.0500	2.6320	4.1802
10 Amphitheater in Tucson	0.9853	0.0394	0.3335	0.0000	0.1400	0.8693	0.0500	1.4996	3.9171
Amphitheater outside city	0.9853	0.0394	0.3335	0.0000	0.1400	0.0000	0.0500	1.4996	3.0478
12 Sunnyside in Tucson	0.9853	0.0394	0.3335	0.0000	0.1400	0.8693	0.0500	0.9868	3.4043
Sunnyside outside city	0.9853	0.0394	0.3335	0.0000	0.1400	0.0000	0.0500	0.9868	2.5350
13 Tanque Verde in Tucson	0.9853	0.0394	0.3335	0.0000	0.1400	0.8693	0.0500	1.5390	3.9565
Tanque Verde outside city	0.9853	0.0394	0.3335	0.0000	0.1400	0.0000	0.0500	1.5390	3.0872
15 Ajo	0.9853	0.0394	0.3335	0.0000	0.1400	0.0000	0.0500	0.0000	1.5482
16 Catalina Foothills in Tucson	0.9853	0.0394	0.3335	0.0000	0.1400	0.8693	0.0500	1.5507	3.9682
Catalina Foothills outside city	0.9853	0.0394	0.3335	0.0000	0.1400	0.0000	0.0500	1.5507	3.0989
20 Vail in Tucson	0.9853	0.0394	0.3335	0.0000	0.1400	0.8693	0.0500	3.0465	5.4640
Vail outside city	0.9853	0.0394	0.3335	0.0000	0.1400	0.0000	0.0500	3.0465	4.5947
30 Sahuarita in Tucson	0.9853	0.0394	0.3335	0.0000	0.1400	0.8693	0.0500	3.3755	5.7930
Sahuarita outside city	0.9853	0.0394	0.3335	0.0000	0.1400	0.0000	0.0500	3.3755	4.9237
35 San Fernando	0.9853	0.0394	0.3335	0.0000	0.1400	0.0000	0.0000	0.0000	1.4982
37 Empire	0.9853	0.0394	0.3335	0.0000	0.1400	0.0000	0.0000	0.0000	1.4982
39 Continental	0.9853	0.0394	0.3335	0.0000	0.1400	0.0000	0.0000	0.4288	1.9270
40 Baboquivari	0.9853	0.0394	0.3335	0.0000	0.1400	0.0000	0.0500	0.0000	1.5482
44 Redington	0.9853	0.0394	0.3335	0.0000	0.1400	0.0000	0.0000	0.0000	1.4982
51 Altar Valley	0.9853	0.0394	0.3335	0.0000	0.1400	0.0000	0.0000	0.8824	2.3806

ATTACHMENT D

COMPARISON OF FY 2021/22 AND FY 2020/21 PRIMARY TAX RATES

School District	State, County & Community College Total	City or Town	School District	FY 2021/22 Total	FY 2020/21 Total	Rate Incr/ (Decr)	Percent Change
Unorganized School District	5.5760	0.0000	1.7694	7.3454	7.5376	(0.1922)	(2.55)
1 TUSD in Tucson	5.5760	0.4430	3.9489	9.9679	10.0482	(0.0803)	(0.80)
TUSD in S. Tucson	5.5760	0.2370	3.9489	9.7619	9.8126	(0.0507)	(0.52)
TUSD outside city	5.5760	0.0000	3.9489	9.5249	9.5599	(0.0350)	(0.37)
6 Marana	5.5760	0.0000	4.1052	9.6812	9.5568	0.1244	1.30
8 Flowing Wells in Tucson	5.5760	0.4430	3.8535	9.8725	10.0120	(0.1395)	(1.39)
Flowing Wells outside city	5.5760	0.0000	3.8535	9.4295	9.5237	(0.0942)	(0.99)
10 Amphitheater in Tucson	5.5760	0.4430	3.6038	9.6228	9.9439	(0.3211)	(3.23)
Amphitheater outside city	5.5760	0.0000	3.6038	9.1798	9.4556	(0.2758)	(2.92)
12 Sunnyside in Tucson	5.5760	0.4430	3.6737	9.6927	10.0152	(0.3225)	(3.22)
Sunnyside outside city	5.5760	0.0000	3.6737	9.2497	9.5269	(0.2772)	(2.91)
13 Tanque Verde in Tucson	5.5760	0.4430	3.7341	9.7531	9.9399	(0.1868)	(1.88)
Tanque Verde outside city	5.5760	0.0000	3.7341	9.3101	9.4516	(0.1415)	(1.50)
15 Ajo	5.5760	0.0000	4.1276	9.7036	9.9251	(0.2215)	(2.23)
16 Catalina Foothills in Tucson	5.5760	0.4430	3.6473	9.6663	9.9022	(0.2359)	(2.38)
Catalina Foothills outside city	5.5760	0.0000	3.6473	9.2233	9.4139	(0.1906)	(2.02)
20 Vail in Tucson	5.5760	0.4430	4.1032	10.1222	10.0417	0.0805	0.80
Vail outside city	5.5760	0.0000	4.1032	9.6792	9.5534	0.1258	1.32
30 Sahuarita in Tucson	5.5760	0.4430	3.9287	9.9477	10.0376	(0.0899)	(0.90)
Sahuarita outside city	5.5760	0.0000	3.9287	9.5047	9.5493	(0.0446)	(0.47)
35 San Fernando	5.5760	0.0000	1.9959	7.5719	7.6248	(0.0529)	(0.69)
37 Empire	5.5760	0.0000	3.6087	9.1847	8.1312	1.0535	12.96
39 Continental	5.5760	0.0000	1.8200	7.3960	7.5922	(0.1962)	(2.58)
40 Baboquivari	5.5760	0.0000	0.0000	5.5760	5.7005	(0.1245)	(2.18)
44 Redington	5.5760	0.0000	7.3742	12.9502	13.0747	(0.1245)	(0.95)
51 Altar Valley	5.5760	0.0000	5.8384	11.4144	10.4145	0.9999	9.60

COMPARISON OF FY 2021/22 AND FY 2020/21 SECONDARY TAX RATES

School District	County, Community College & Cent. Az. Water Conservation District Total	City or Town	Joint Tech. Ed. District	School District	FY 2021/22 Total	FY 2020/21 Total	Rate Incr/ (Decr)	Percent Change
Unorganized School District	1.4982	0.0000	0.0000	0.0000	1.4982	1.5704	(0.0722)	(4.60)
1 TUSD in Tucson	1.4982	0.8693	0.0500	2.1543	4.5718	4.7543	(0.1825)	(3.84)
TUSD in S. Tucson	1.4982	0.0000	0.0500	2.1543	3.7025	3.8853	(0.1828)	(4.70)
TUSD outside city	1.4982	0.0000	0.0500	2.1543	3.7025	3.8853	(0.1828)	(4.70)
6 Marana	1.4982	0.0000	0.0500	1.8439	3.3921	3.5235	(0.1314)	(3.73)
8 Flowing Wells in Tucson	1.4982	0.8693	0.0500	2.6320	5.0495	5.3501	(0.3006)	(5.62)
Flowing Wells outside city	1.4982	0.0000	0.0500	2.6320	4.1802	4.4811	(0.3009)	(6.71)
10 Amphitheater in Tucson	1.4982	0.8693	0.0500	1.4996	3.9171	4.1865	(0.2694)	(6.43)
Amphitheater outside city	1.4982	0.0000	0.0500	1.4996	3.0478	3.3175	(0.2697)	(8.13)
12 Sunnyside in Tucson	1.4982	0.8693	0.0500	0.9868	3.4043	3.8160	(0.4117)	(10.79)
Sunnyside outside city	1.4982	0.0000	0.0500	0.9868	2.5350	2.9470	(0.4120)	(13.98)
13 Tanque Verde in Tucson	1.4982	0.8693	0.0500	1.5390	3.9565	3.9767	(0.0202)	(0.51)
Tanque Verde outside city	1.4982	0.0000	0.0500	1.5390	3.0872	3.1077	(0.0205)	(0.66)
15 Ajo	1.4982	0.0000	0.0500	0.0000	1.5482	1.6204	(0.0722)	(4.46)
16 Catalina Foothills in Tucson	1.4982	0.8693	0.0500	1.5507	3.9682	4.3638	(0.3956)	(9.07)
Catalina Foothills outside city	1.4982	0.0000	0.0500	1.5507	3.0989	3.4948	(0.3959)	(11.33)
20 Vail in Tucson	1.4982	0.8693	0.0500	3.0465	5.4640	5.8005	(0.3365)	(5.80)
Vail outside city	1.4982	0.0000	0.0500	3.0465	4.5947	4.9315	(0.3368)	(6.83)
30 Sahuarita in Tucson	1.4982	0.8693	0.0500	3.3755	5.7930	6.0619	(0.2689)	(4.44)
Sahuarita outside city	1.4982	0.0000	0.0500	3.3755	4.9237	5.1929	(0.2692)	(5.18)
35 San Fernando	1.4982	0.0000	0.0000	0.0000	1.4982	1.5704	(0.0722)	(4.60)
37 Empire	1.4982	0.0000	0.0000	0.0000	1.4982	1.5704	(0.0722)	(4.60)
39 Continental	1.4982	0.0000	0.0000	0.4288	1.9270	2.0036	(0.0766)	(3.82)
40 Baboquivari	1.4982	0.0000	0.0500	0.0000	1.5482	1.6204	(0.0722)	(4.46)
44 Redington	1.4982	0.0000	0.0000	0.0000	1.4982	1.5704	(0.0722)	(4.60)
51 Altar Valley	1.4982	0.0000	0.0000	0.8824	2.3806	2.5086	(0.1280)	(5.10)

**SUMMARY AND COMPARISON OF FY 2021/22 AND FY 2020/21
SPECIAL DISTRICT TAX RATES**

	FY 2021/22 Total	FY 2020/21 Total	Rate Incr/ (Decr)	Percent Change
FIRE DISTRICTS				
Arivaca	2.5000	2.5000	0.0000	0.00
Avra Valley				
Operations	3.5000	3.5000	0.0000	0.00
Bonds	0.6000	0.6000	0.0000	0.00
Corona de Tucson	3.0500	3.0500	0.0000	0.00
Drexel Heights				
Operations	3.2500	3.2500	0.0000	0.00
Bonds	0.3300	0.3800	(0.0500)	(13.16)
Golder Ranch				
Operations	2.3700	2.3500	0.0200	0.85
Bonds	0.1400	0.1100	0.0300	27.27
Green Valley				
Operations	2.5299	2.5298	0.0001	0.00
Bonds	0.1951	0.0000	0.1951	100.00
Hidden Valley	0.8330	0.8012	0.0318	3.97
Mescal-J6	1.8853	1.8562	0.0291	1.57
Mt. Lemmon	3.2500	3.2500	0.0000	0.00
Northwest				
Operations	2.7795	2.7095	0.0700	2.58
Bonds	0.2700	0.2900	(0.0200)	(6.90)
Picture Rocks				
Operations	3.2500	3.2500	0.0000	0.00
Bonds	0.5823	0.5915	(0.0092)	(1.56)
Rincon Valley				
Operations	2.7834	2.7834	0.0000	0.00
Bonds	0.3415	0.3716	(0.0301)	(8.10)
Sabino Vista	1.1336	1.1731	(0.0395)	(3.37)
Sonoita-Elgin	2.7200	2.7200	0.0000	0.00
Tanque Verde Valley	1.4300	1.3700	0.0600	4.38
Three Points				
Operations	3.2500	3.2500	0.0000	0.00
Bonds	0.0000	0.8374	(0.8374)	(100.00)
Tucson Country Club Estates	0.6898	1.0990	(0.4092)	(37.23)
Why	3.2500	3.2500	0.0000	0.00
HEALTH DISTRICTS				
Ajo-Lukeville Health District	0.7500	0.7500	0.0000	0.00
DOMESTIC WATER IMPROVEMENT DISTRICTS				
Marana Domestic Water Improvement District	0.3458	0.3458	0.0000	0.00
Mt. Lemmon Domestic Water Improvement District	2.6446	2.6867	(0.0421)	(1.57)
DeAnza Domestic Water Improvement District	11.1195	0.1000	11.0195	n/a
IMPROVEMENT DISTRICTS				
Hayhook Ranch	5.1838	5.9282	(0.7444)	(12.56)

**SUMMARY AND COMPARISON OF FY 2021/22 AND FY 2020/21
SPECIAL DISTRICT TAX RATES**

	FY 2021/22 Total	FY 2020/21 Total	Rate Incr/ (Decr)	Percent Change
STREET LIGHTING IMPROVEMENT DISTRICTS				
Cardinal Estates	1.2826	1.8067	(0.5241)	(29.01)
Carriage Hills No. 1	0.2534	0.2374	0.0160	6.74
Carriage Hills No. 3	0.0949	0.1331	(0.0382)	(28.70)
Desert Steppes	0.2118	0.1980	0.0138	6.97
Hermosa Hills Estates	0.1212	0.1320	(0.0108)	(8.18)
Lakeside No. 1	0.2524	0.2831	(0.0307)	(10.84)
Littleton	0.7709	0.7329	0.0380	5.18
Longview Estates No. 1	0.2620	0.2460	0.0160	6.50
Longview Estates No. 2	0.2580	0.2426	0.0154	6.35
Manana Grande "B"	0.2412	0.2265	0.0147	6.49
Manana Grande "C"	0.3275	0.3077	0.0198	6.43
Midvale Park	0.1595	0.1829	(0.0234)	(12.79)
Mortimore Addition	0.6369	0.6034	0.0335	5.55
Oaktree No. 1	1.9774	2.2871	(0.3097)	(13.54)
Oaktree No. 2	2.2386	2.5636	(0.3250)	(12.68)
Oaktree No. 3	3.2302	0.8550	2.3752	277.80
Orange Grove Valley	0.3582	0.3323	0.0259	7.79
Peach Valley	0.5268	0.4997	0.0271	5.42
Peppertree	0.0775	0.0883	(0.0108)	(12.23)
Rolling Hills	0.1706	0.1307	0.0399	30.53
Salida del Sol	1.8074	2.4011	(0.5937)	(24.73)
COMMUNITY FACILITIES DISTRICTS				
Gladden Farms Community Facilities District				
Maintenance and Operation	0.3000	0.3000	0.0000	0.00
Bond Indebtedness	2.5000	2.5000	0.0000	0.00
Gladden Farms Phase II Community Facilities District				
Maintenance and Operation	0.3000	0.3000	0.0000	0.00
Bond Indebtedness	2.5000	2.5000	0.0000	0.00
Saguaro Springs Community Facilities District				
Maintenance and Operation	0.3000	0.3000	0.0000	0.00
Bond Indebtedness	2.5000	2.5000	0.0000	0.00
Quail Creek Community Facilities District				
Maintenance and Operation	0.3000	0.3000	0.0000	0.00
Bond Indebtedness	3.0000	3.0000	0.0000	0.00
Rancho Sahuarita Community Facilities District				
Maintenance and Operation	0.3000	0.3000	0.0000	0.00
Bond Indebtedness	4.6900	4.6900	0.0000	0.00
Rocking K South Community Facilities District				
Maintenance and Operation	0.5000	0.3000	0.2000	66.67
Bond Indebtedness	2.3000	2.3000	0.0000	0.00
IRRIGATION DISTRICTS				
Cortaro-Marana Irrigation District - Per Acre	84.0000	80.2500	3.7500	4.67
Flowing Wells Irrigation District - Per Acre	19.3500	19.3500	0.0000	0.00
Silverbell Irrigation & Drainage District - Per Acre	3.0000	3.0000	0.0000	0.00