

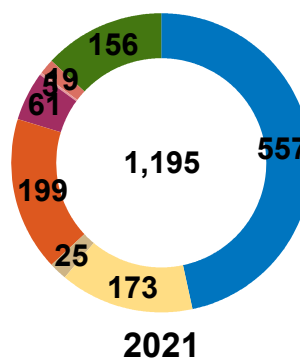
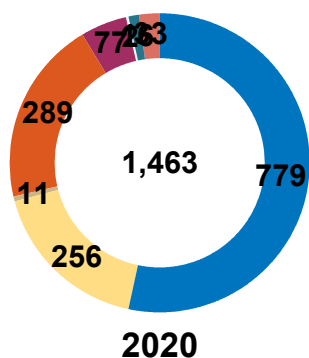
Pima Animal Care Center Monthly
Report
February 2020 and 2021

Animal Intakes February 2020 & February 2021

	2020				2021			
	CAT	DOG	OTHERS	Total	CAT	DOG	OTHERS	Total
Stray	163	624	5	792	227	418	11	656
Owner Surrender	154	272	2	428	178	252	6	436
Transfer	0	1	0	1	0	1	0	1
Returned	7	34	3	44	3	24	0	27
Confiscated	39	37	5	81	41	50	6	97
Quarantine	2	21	0	23	2	31	0	33
Pub Assist	0	0	0	0	9	9	0	18
Total Live Intakes	365	989	15	1,369	460	785	23	1,268

Animal Outcomes February 2020 & February 2021

	2020				2021			
	CAT	DOG	OTHERS	Total	CAT	DOG	OTHERS	Total
Adopted	197	569	13	779	154	390	13	557
Owner Redemption	11	245	0	256	17	155	1	173
Working Cat Program	10	1	0	11	24	0	1	25
Transferred to Rescue	122	166	1	289	63	127	9	199
Community Cat	16	0	0	16	0	0	0	0
Euthanized	29	47	1	77	19	42	0	61
Went Missing	1	1	0	2	3	2	0	5
Died	19	14	0	33	4	15	0	19
Rtf	0	0	0	0	156	0	0	156
Total	405	1,043	15	1,463	440	731	24	1,195



February 2020 Save Rate 91.82%

February 2020 Live Release Rate 92.26%

February 2021 Save Rate 93.20%

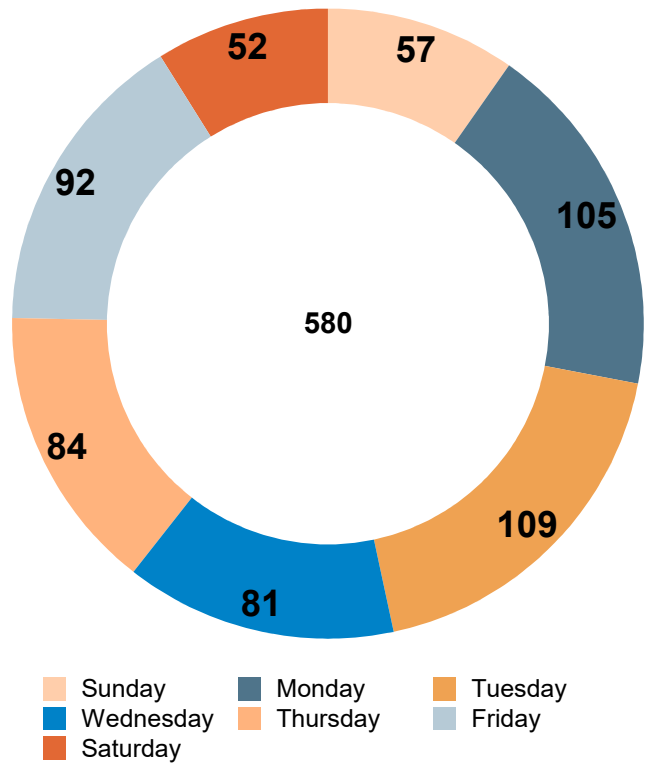
February 2021 Live Release Rate 91.74%

** Save Rate = Live Intakes - Non-Live Outcomes / Live Intakes

** Live Release Rate = Live Outcomes / Total Outcomes

Adoptions by Day

	CAT	DOG	Others	Total
2/1/2021	7	31	0	38
2/2/2021	7	26	1	34
2/3/2021	6	10	0	16
2/4/2021	10	13	0	23
2/5/2021	7	17	0	24
2/6/2021	1	14	0	15
2/7/2021	7	7	0	14
2/8/2021	13	15	0	28
2/9/2021	15	16	0	31
2/10/2021	4	13	0	17
2/11/2021	4	12	1	17
2/12/2021	6	11	0	17
2/13/2021	5	9	0	14
2/14/2021	7	6	0	13
2/16/2021	8	18	1	27
2/17/2021	8	18	0	26
2/18/2021	9	12	0	21
2/19/2021	7	26	0	33
2/20/2021	2	8	0	10
2/21/2021	6	9	0	15
2/22/2021	9	30	0	39
2/23/2021	3	14	0	17
2/24/2021	8	14	0	22
2/25/2021	11	12	0	23
2/26/2021	5	13	0	18
2/27/2021	1	12	0	13
2/28/2021	1	4	10	15
Total	177	390	13	580



Non-Live Outcomes February 2020 & February 2021

		2020				2021		
		CAT	DOG	OTHER	Total	CAT	DOG	Total
DIED		0	0	0	0	0	1	1
	AT VET	3	2	0	5	0	0	0
	ENROUTE	1	1	0	2	0	1	1
	IN CARE	2	3	0	5	0	1	1
	IN FOSTER	9	1	0	10	1	5	6
	IN KENNEL	3	7	0	10	3	7	10
	IN SURGERY	1	0	0	1	0	0	0
	Total	19	14	0	33	4	15	19
EUTH		0	0	0	0	1	1	2
	AT VET	1	2	0	3	0	0	0
	BEHAVIOR	0	3	0	3	0	2	2
	MEDICAL	28	42	1	71	18	39	57
	Total	29	47	1	77	19	42	61
MISSING		1	0	0	1	0	0	0
	IN FOSTER	0	0	0	0	2	1	3
	IN KENNEL	0	1	0	1	1	0	1
	STOLEN	0	0	0	0	0	1	1
	Total	1	1	0	2	3	2	5
Total		49	62	1	112	26	59	85

Animals that went to Foster Care February 2020 & 2021

	2020				2021			
	CAT	DOG	OTHERS	Total	CAT	DOG	OTHERS	Total
	0	0	0	0	4	1	0	5
Adult Cat	32	0	0	32	53	0	0	53
Adult Dog	0	43	0	43	0	36	0	36
Hospice	3	3	0	6	0	1	0	1
Medical Condition	26	45	2	73	27	40	11	78
Safety Net	0	0	0	0	10	17	0	27
To Adopt	21	43	6	70	14	33	0	47
Total	82	134	8	224	108	128	11	247

APS February 2020 & 2021

	2020	2021
Abandoned Animal	40	32
Bite Reports	96	99
Court	1	0
Cruelty/Neglect	134	96
Dangerous Dog Investigation	3	6
DOA Pickups	282	223
Follow Ups	6	7
Followup	3	5
Hoarding Cases	3	4
Inv	18	11
Law Enforcement Assist	100	104
Leash Law Violations	283	190
Noise & Waste Complaints	74	131
Other	1	1
Outreach Events	3	3
Owned	8	8
Possible Rabies Exposure	15	15
Rescue	1	1
Strays	660	556
Tie Outs	33	24
Tnr	0	1
Transport	11	17
Trap	2	2
Wild	1	8
Total	1,778	1,544

Licensing & Donations February 2020 & 2021

	2020	2021
Altered Dog License	7,001	6,331
Unaltered Dog License	325	348
Others	1,417	1,365
Total	8,743	8,044

	2020	2021
Altered Dog License	\$129,480.00	\$114,855.00
Unaltered Dog License	\$20,664.00	\$21,401.00
Total	\$150,144.00	\$136,256.00

	2020	2021
DONATION	\$0.00	\$15.00
DONATION ADOP	\$493.00	\$739.00
DONATION GEN	\$35,084.03	\$30,302.46
DONATION GRANTS	\$-180.00	\$-200.00
DONATION OUTR	\$50.00	\$37.00
DONATION S/N	\$600.00	\$1,441.00
DONATION SAMS	\$1,112.00	\$1,604.00
Total	\$37,159.03	\$33,938.46

Clinic Activity February 2020 & 2021

Number of Alterations

*Includes public service alterations

	2020	2021
CAT	152.00	288.00
DOG	429.00	349.00
OTHER	2.00	4.00
Total	583.00	641.00

Number of Special Surgeries

	2020	2021
CAT	15.00	21.00
DOG	60.00	75.00
OTHER	0.00	0.00
Total	75.00	96.00

Public Service Alterations

	2021
TNR	135
Total	135