

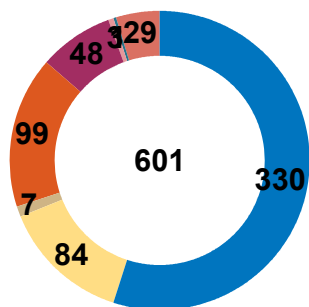
Pima Animal Care Center Monthly  
Report  
April 2020 and 2021

## Animal Intakes April 2020 & April 2021

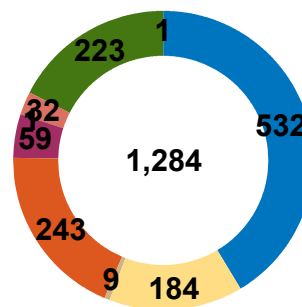
	2020				2021			
	CAT	DOG	OTHERS	Total	CAT	DOG	OTHERS	Total
<b>Stray</b>	104	242	5	351	386	485	7	878
<b>Owner Surrender</b>	42	138	6	186	147	272	5	424
<b>Transfer</b>	4	2	0	6	0	3	0	3
<b>Returned</b>	2	18	0	20	6	31	0	37
<b>Confiscated</b>	13	30	3	46	22	57	18	97
<b>Quarantine</b>	2	9	0	11	3	36	0	39
<b>Pub Assist</b>	3	0	0	3	16	8	0	24
<b>Total Live Intakes</b>	170	439	14	623	580	892	30	1,502

# Animal Outcomes April 2020 & April 2021

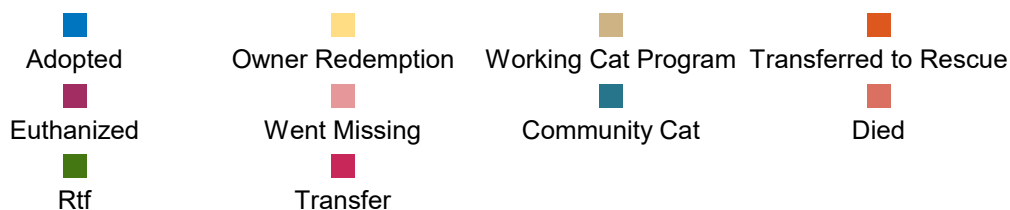
	2020				2021			
	CAT	DOG	OTHERS	Total	CAT	DOG	OTHERS	Total
<b>Adopted</b>	81	236	13	330	118	404	10	532
<b>Owner Redemption</b>	10	73	1	84	17	166	1	184
<b>Working Cat Program</b>	7	0	0	7	9	0	0	9
<b>Transferred to Rescue</b>	28	69	2	99	78	157	8	243
<b>Community Cat</b>	1	0	0	1	0	0	0	0
<b>Euthanized</b>	17	31	0	48	19	39	1	59
<b>Went Missing</b>	2	1	0	3	0	1	0	1
<b>Died</b>	17	12	0	29	17	15	0	32
<b>Rtf</b>	0	0	0	0	223	0	0	223
<b>Transfer</b>	0	0	0	0	0	1	0	1
<b>Total</b>	163	422	16	601	481	783	20	1,284



**2020**



**2021**



**April 2020 Save Rate 87.10%**

**April 2020 Live Release Rate 86.50%**

**April 2021 Save Rate 93.78%**

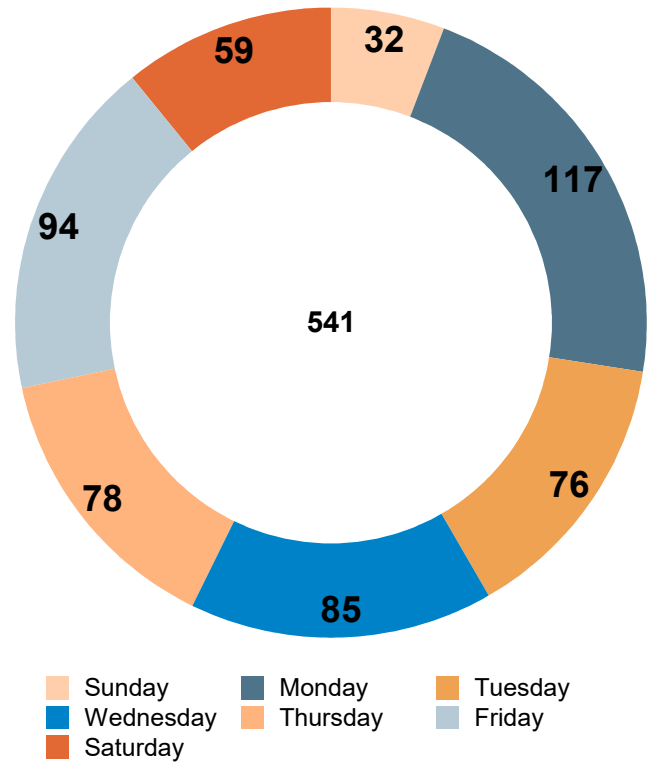
**April 2021 Live Release Rate 91.36%**

\*\* Save Rate = Live Intakes - Non-Live Outcomes / Live Intakes

\*\* Live Release Rate = Live Outcomes / Total Outcomes

# Adoptions by Day

	CAT	DOG	Others	Total
4/1/2021	3	12	0	15
4/2/2021	4	7	1	12
4/3/2021	4	16	0	20
4/4/2021	1	2	0	3
4/5/2021	5	23	0	28
4/6/2021	2	18	0	20
4/7/2021	7	16	0	23
4/8/2021	7	6	0	13
4/9/2021	3	16	0	19
4/10/2021	1	8	0	9
4/11/2021	2	9	0	11
4/12/2021	1	25	1	27
4/13/2021	4	17	0	21
4/14/2021	7	12	0	19
4/15/2021	10	8	0	18
4/16/2021	6	16	0	22
4/17/2021	6	9	3	18
4/18/2021	1	5	0	6
4/19/2021	9	19	4	32
4/20/2021	2	14	0	16
4/21/2021	4	19	0	23
4/22/2021	5	10	0	15
4/23/2021	7	12	0	19
4/24/2021	1	11	0	12
4/25/2021	0	12	0	12
4/26/2021	4	26	0	30
4/27/2021	7	12	0	19
4/28/2021	2	18	0	20
4/29/2021	6	10	1	17
4/30/2021	6	16	0	22
<b>Total</b>	<b>127</b>	<b>404</b>	<b>10</b>	<b>541</b>



## Non-Live Outcomes April 2020 & April 2021

		2020			2021			
		CAT	DOG	Total	CAT	DOG	OTHER	Total
<b>DIED</b>		0	0	0	2	2	0	4
	<b>AT VET</b>	0	0	0	2	0	0	2
	<b>ENROUTE</b>	1	1	2	0	0	0	0
	<b>IN CARE</b>	2	1	3	0	2	0	2
	<b>IN FOSTER</b>	9	3	12	4	0	0	4
	<b>IN KENNEL</b>	5	6	11	7	10	0	17
	<b>IN SURGERY</b>	0	1	1	2	1	0	3
	<b>Total</b>	17	12	29	17	15	0	32
<b>EUTH</b>		0	0	0	1	0	0	1
	<b>AT VET</b>	0	0	0	2	1	0	3
	<b>BEHAVIOR</b>	0	3	3	0	0	0	0
	<b>MEDICAL</b>	17	28	45	16	38	1	55
	<b>Total</b>	17	31	48	19	39	1	59
<b>MISSING</b>	<b>ENROUTE</b>	0	1	1	0	0	0	0
	<b>IN FOSTER</b>	2	0	2	0	1	0	1
	<b>Total</b>	2	1	3	0	1	0	1
<b>Total</b>		36	44	80	36	55	1	92

## Animals that went to Foster Care April 2020 & 2021

	2020				2021			
	CAT	DOG	OTHERS	Total	CAT	DOG	OTHERS	Total
	0	13	0	13	1	2	0	3
<b>Adult Cat</b>	15	0	0	15	15	0	0	15
<b>Adult Dog</b>	0	38	0	38	0	51	0	51
<b>Hospice</b>	0	2	0	2	1	0	0	1
<b>Medical Condition</b>	71	42	1	114	107	42	1	150
<b>Safety Net</b>	0	0	0	0	21	10	0	31
<b>To Adopt</b>	49	172	2	223	22	33	2	57
<b>Total</b>	135	267	3	405	167	138	3	308

# APS April 2020 & 2021

	2020	2021
<b>Abandoned Animal</b>	34	51
<b>Bite Reports</b>	101	143
<b>Court</b>	1	3
<b>Cruelty/Neglect</b>	58	103
<b>Dangerous Dog Investigation</b>	0	6
<b>DOA Pickups</b>	249	259
<b>Follow Ups</b>	2	4
<b>Followup</b>	0	3
<b>Hoarding Cases</b>	0	5
<b>Inv</b>	6	21
<b>Law Enforcement Assist</b>	84	102
<b>Leash Law Violations</b>	197	156
<b>Noise &amp; Waste Complaints</b>	94	156
<b>Other</b>	1	0
<b>Outreach Events</b>	1	1
<b>Owned</b>	7	6
<b>Possible Rabies Exposure</b>	17	24
<b>Rescue</b>	4	6
<b>Strays</b>	419	554
<b>Tie Outs</b>	23	27
<b>Tnr</b>	0	6
<b>Transport</b>	22	19
<b>Trap</b>	1	2
<b>Wild</b>	3	6
<b>Total</b>	1,324	1,663

## Licensing & Donations April 2020 & 2021

	<b>2020</b>	<b>2021</b>
<b>Altered Dog License</b>	5,481	5,798
<b>Unaltered Dog License</b>	304	308
<b>Others</b>	1,419	1,374
<b>Total</b>	7,204	7,480

	<b>2020</b>	<b>2021</b>
<b>Altered Dog License</b>	\$102,013.00	\$106,688.00
<b>Unaltered Dog License</b>	\$19,296.00	\$19,151.00
<b>Total</b>	\$121,309.00	\$125,839.00

	<b>2020</b>	<b>2021</b>
<b>DONATION</b>	\$241.00	\$0.00
<b>DONATION ADOP</b>	\$828.00	\$586.00
<b>DONATION GEN</b>	\$46,607.82	\$31,226.85
<b>DONATION GRANTS</b>	\$920.00	\$-200.00
<b>DONATION OUTR</b>	\$48.00	\$313.00
<b>DONATION S/N</b>	\$1,079.00	\$637.00
<b>DONATION SAMS</b>	\$3,070.00	\$2,568.00
<b>Total</b>	\$52,793.82	\$35,130.85



# Clinic Activity April 2020 & 2021

## Number of Alterations

\*Includes public service alterations

	2020	2021
CAT	28	283
DOG	102	410
OTHER	2	1
<b>Total</b>	<b>132</b>	<b>694</b>

## Number of Special Surgeries

	2020	2021
CAT	16	32
DOG	47	57
OTHER	1	0
<b>Total</b>	<b>64</b>	<b>89</b>

## Public Service Alterations

	2021
Pubic Assist	2
TNR	198
<b>Total</b>	<b>200</b>