

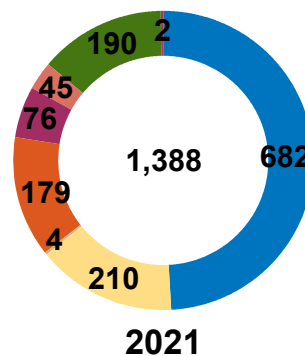
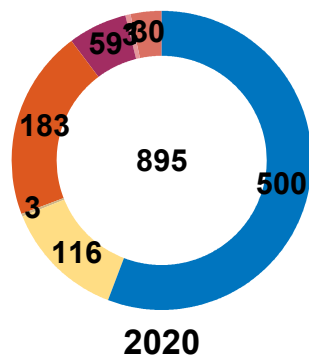
Pima Animal Care Center Monthly  
Report  
May 2020 and 2021

## Animal Intakes May 2020 & May 2021

	2020				2021			
	CAT	DOG	OTHERS	Total	CAT	DOG	OTHERS	Total
<b>Stray</b>	161	309	6	476	518	470	2	990
<b>Owner Surrender</b>	58	157	1	216	180	333	2	515
<b>Transfer</b>	0	1	1	2	1	1	0	2
<b>Returned</b>	2	25	0	27	9	35	0	44
<b>Confiscated</b>	10	27	2	39	29	61	15	105
<b>Quarantine</b>	1	32	0	33	4	28	0	32
<b>Pub Assist</b>	1	7	0	8	8	23	0	31
<b>Total Live Intakes</b>	233	558	10	801	749	951	19	1,719

# Animal Outcomes May 2020 & May 2021

	2020				2021			
	CAT	DOG	OTHERS	Total	CAT	DOG	OTHERS	Total
<b>Adopted</b>	128	364	8	500	183	485	14	682
<b>Owner Redemption</b>	3	113	0	116	22	187	1	210
<b>Working Cat Program</b>	3	0	0	3	4	0	0	4
<b>Transferred to Rescue</b>	49	128	6	183	61	117	1	179
<b>Community Cat</b>	1	0	0	1	0	0	0	0
<b>Euthanized</b>	18	39	2	59	37	39	0	76
<b>Went Missing</b>	0	3	0	3	0	0	0	0
<b>Died</b>	17	13	0	30	30	15	0	45
<b>Rtf</b>	0	0	0	0	190	0	0	190
<b>Transfer</b>	0	0	0	0	2	0	0	2
<b>Total</b>	219	660	16	895	529	843	16	1,388



**May 2020 Save Rate 88.40%**

**May 2020 Live Release Rate 89.60%**

**May 2021 Save Rate 92.83%**

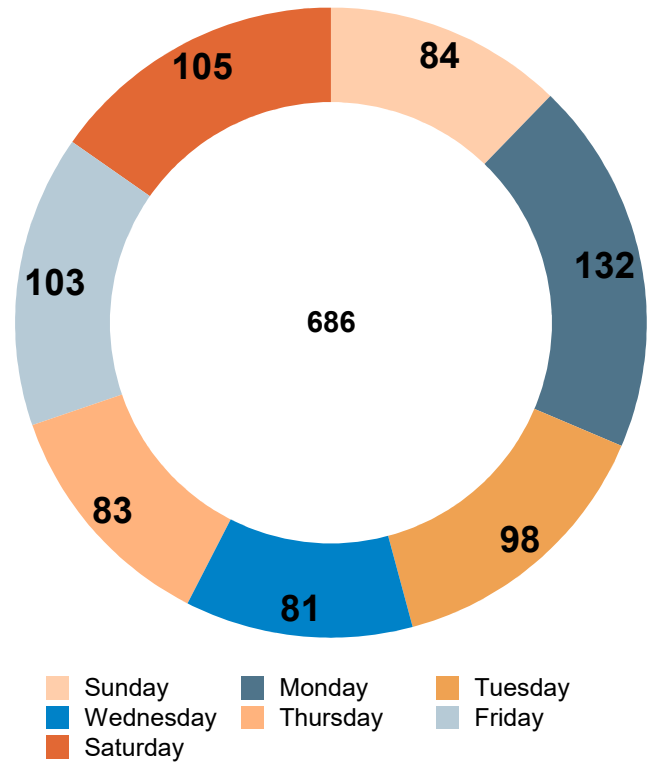
**May 2021 Live Release Rate 89.67%**

\*\* Save Rate = Live Intakes - Non-Live Outcomes / Live Intakes

\*\* Live Release Rate = Live Outcomes / Total Outcomes

# Adoptions by Day

	CAT	DOG	Others	Total
5/1/2021	2	11	0	13
5/2/2021	1	13	0	14
5/3/2021	8	21	0	29
5/4/2021	3	20	0	23
5/5/2021	3	14	0	17
5/6/2021	4	17	0	21
5/7/2021	3	10	0	13
5/8/2021	7	20	0	27
5/9/2021	11	13	0	24
5/10/2021	9	23	0	32
5/11/2021	8	24	0	32
5/12/2021	2	20	0	22
5/13/2021	2	14	14	30
5/14/2021	14	28	0	42
5/15/2021	2	20	0	22
5/16/2021	3	12	0	15
5/17/2021	11	23	0	34
5/18/2021	6	17	0	23
5/19/2021	5	21	0	26
5/20/2021	1	8	0	9
5/21/2021	8	11	0	19
5/22/2021	7	17	0	24
5/23/2021	5	9	0	14
5/24/2021	12	25	0	37
5/25/2021	3	17	0	20
5/26/2021	8	8	0	16
5/27/2021	11	12	0	23
5/28/2021	15	14	0	29
5/29/2021	8	11	0	19
5/30/2021	5	12	0	17
<b>Total</b>	<b>187</b>	<b>485</b>	<b>14</b>	<b>686</b>



## Non-Live Outcomes May 2020 & May 2021

		2020				2021		
		CAT	DOG	OTHER	Total	CAT	DOG	Total
<b>DIED</b>		0	0	0	0	2	1	3
	<b>AT VET</b>	0	0	0	0	1	0	1
	<b>ENROUTE</b>	1	1	0	2	3	0	3
	<b>IN CARE</b>	2	3	0	5	0	1	1
	<b>IN FOSTER</b>	8	1	0	9	16	2	18
	<b>IN KENNEL</b>	6	8	0	14	8	11	19
	<b>Total</b>	17	13	0	30	30	15	45
<b>EUTH</b>		0	0	0	0	7	5	12
	<b>AT VET</b>	0	0	0	0	2	1	3
	<b>BEHAVIOR</b>	0	3	0	3	0	4	4
	<b>MEDICAL</b>	18	36	2	56	28	28	56
	<b>WILDLIFE</b>	0	0	0	0	0	1	1
	<b>Total</b>	18	39	2	59	37	39	76
<b>MISSING</b>	<b>IN FOSTER</b>	0	3	0	3	0	0	0
	<b>Total</b>	0	3	0	3	0	0	0
<b>Total</b>		35	55	2	92	67	54	121

## Animals that went to Foster Care May 2020 & 2021

	2020				2021			
	CAT	DOG	OTHERS	Total	CAT	DOG	OTHERS	Total
	0	3	0	3	3	0	0	3
<b>Adult Cat</b>	19	0	0	19	25	0	0	25
<b>Adult Dog</b>	0	14	0	14	0	34	0	34
<b>Hospice</b>	3	3	0	6	2	2	0	4
<b>Medical Condition</b>	100	28	1	129	292	50	0	342
<b>Mom &amp; Litter</b>	0	0	0	0	0	1	0	1
<b>Pregnant</b>	0	1	0	1	0	1	0	1
<b>Safety Net</b>	0	0	0	0	18	30	1	49
<b>To Adopt</b>	26	77	0	103	32	33	1	66
<b>Total</b>	148	126	1	275	372	151	2	525

# APS May 2020 & 2021

	2020	2021
<b>Abandoned Animal</b>	41	51
<b>Bite Reports</b>	121	102
<b>Court</b>	0	5
<b>Cruelty/Neglect</b>	122	125
<b>Dangerous Dog Investigation</b>	1	7
<b>DOA Pickups</b>	248	230
<b>Follow Ups</b>	2	5
<b>Followup</b>	0	5
<b>Hoarding Cases</b>	1	8
<b>Inv</b>	18	16
<b>Law Enforcement Assist</b>	93	93
<b>Leash Law Violations</b>	180	220
<b>Noise &amp; Waste Complaints</b>	86	174
<b>Other</b>	4	1
<b>Outreach Events</b>	8	4
<b>Owned</b>	8	8
<b>Possible Rabies Exposure</b>	31	22
<b>Rescue</b>	3	1
<b>Strays</b>	492	520
<b>Tie Outs</b>	24	24
<b>Tnr</b>	0	14
<b>Transport</b>	17	14
<b>Trap</b>	4	2
<b>Wild</b>	2	1
<b>Total</b>	1,506	1,652

## Licensing & Donations May 2020 & 2021

	<b>2020</b>	<b>2021</b>
<b>Altered Dog License</b>	6,538	5,779
<b>Unaltered Dog License</b>	328	382
<b>Others</b>	1,690	1,424
<b>Total</b>	8,556	7,585

	<b>2020</b>	<b>2021</b>
<b>Altered Dog License</b>	\$121,022.00	\$106,889.00
<b>Unaltered Dog License</b>	\$20,767.00	\$23,894.00
<b>Total</b>	\$141,789.00	\$130,783.00

	<b>2020</b>	<b>2021</b>
<b>DONATION</b>	\$1,019.00	\$163.00
<b>DONATION ADOP</b>	\$563.69	\$424.50
<b>DONATION GEN</b>	\$50,849.60	\$32,474.76
<b>DONATION GRANTS</b>	\$-1,071.00	\$-155.00
<b>DONATION OUTR</b>	\$201.00	\$94.00
<b>DONATION S/N</b>	\$760.00	\$447.00
<b>DONATION SAMS</b>	\$2,854.00	\$3,258.00
<b>Total</b>	\$55,176.29	\$36,706.26



# Clinic Activity May 2020 & 2021

## Number of Alterations

\*Includes public service alterations

	2020	2021
CAT	84	317
DOG	321	434
OTHER	3	0
<b>Total</b>	<b>408</b>	<b>751</b>

## Number of Special Surgeries

	2020	2021
CAT	12	16
DOG	47	41
OTHER	0	0
<b>Total</b>	<b>59</b>	<b>57</b>

## Public Service Alterations

	2020	2021
Pubic Assist	1	12
TNR	0	172
<b>Total</b>	<b>1</b>	<b>184</b>