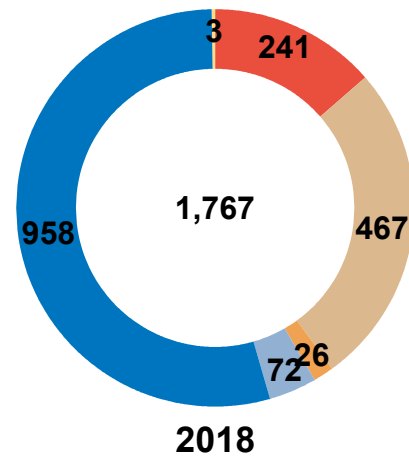
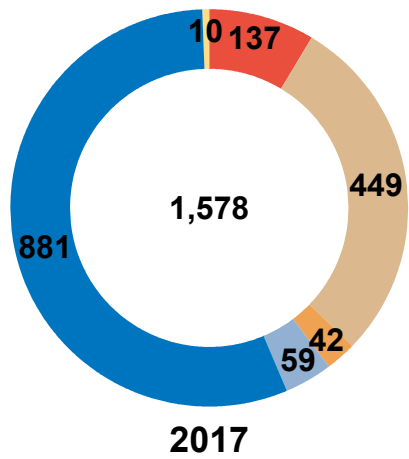


Pima Animal Care Center Monthly
Report
August 2017 and 2018

Animal Intakes August 2017 & August 2018

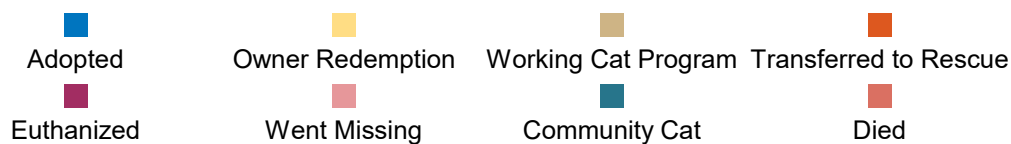
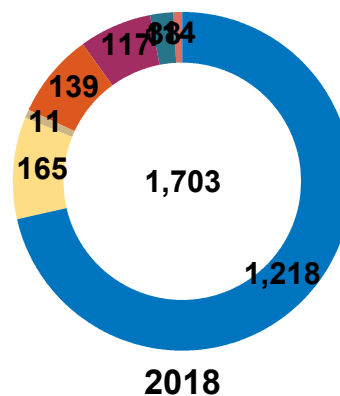
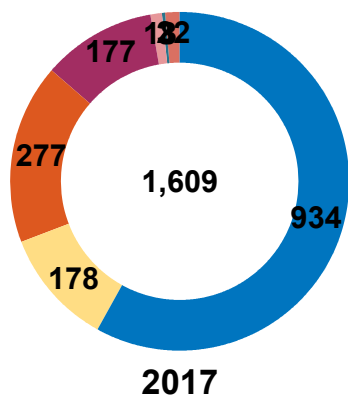
	2017				2018			
	CAT	DOG	OTHERS	Total	CAT	DOG	OTHERS	Total
Stray	240	639	2	881	432	522	4	958
Owner Surrender	197	250	2	449	186	267	14	467
Transfer	8	2	0	10	0	3	0	3
Returned	20	39	0	59	21	50	1	72
Confiscated	27	104	6	137	47	109	85	241
Quarantine	10	31	1	42	4	22	0	26
Total Live Intakes	502	1,065	11	1,578	690	973	104	1,767



■ Confiscated
 ■ Owner Surrender
 ■ Quarantine
 ■ Returned
 ■ Stray
■ Transfer

Animal Outcomes August 2017 & August 2018

	2017				2018			
	CAT	DOG	OTHERS	Total	CAT	DOG	OTHERS	Total
Adopted	396	536	2	934	487	612	119	1,218
Owner Redemption	8	170	0	178	8	157	0	165
Working Cat Program	0	0	0	0	11	0	0	11
Transferred to Rescue	41	193	43	277	32	107	0	139
Community Cat	3	0	0	3	38	0	0	38
Euthanized	36	138	3	177	34	82	1	117
Went Missing	14	4	0	18	1	0	0	1
Died	12	9	1	22	8	6	0	14
Total	510	1,050	49	1,609	619	964	120	1,703



August 2017 Save Rate 86.25%

August 2017 Live Release Rate 86.49%

August 2018 Save Rate 92.53%

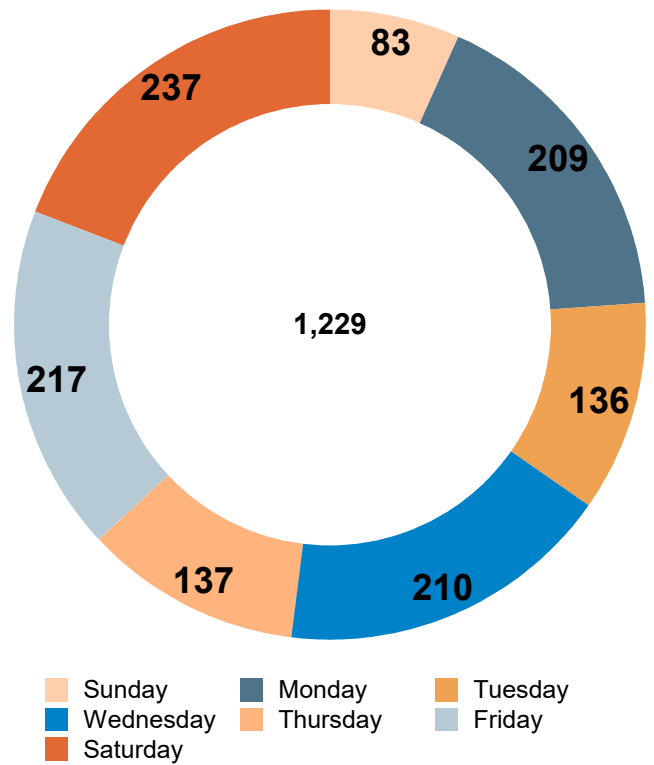
August 2018 Live Release Rate 92.07%

** Save Rate = Live Intakes - Non-Live Outcomes / Live Intakes

** Live Release Rate = Live Outcomes / Total Outcomes

Adoptions by Day

	CAT	DOG	Others	Total
8/1/2018	13	26	22	61
8/2/2018	10	15	2	27
8/3/2018	19	21	0	40
8/4/2018	17	19	1	37
8/5/2018	5	2	0	7
8/6/2018	26	33	0	59
8/7/2018	19	22	0	41
8/8/2018	8	21	2	31
8/9/2018	18	19	0	37
8/10/2018	19	17	2	38
8/11/2018	27	35	1	63
8/12/2018	11	13	0	24
8/13/2018	24	20	1	45
8/14/2018	15	19	2	36
8/15/2018	15	20	0	35
8/16/2018	13	7	2	22
8/17/2018	25	26	11	62
8/18/2018	20	26	40	86
8/19/2018	6	15	12	33
8/20/2018	20	28	5	53
8/21/2018	15	14	2	31
8/22/2018	26	22	2	50
8/23/2018	2	12	1	15
8/24/2018	7	16	1	24
8/25/2018	30	21	0	51
8/26/2018	4	15	0	19
8/27/2018	23	28	1	52
8/28/2018	12	16	0	28
8/29/2018	12	21	0	33
8/30/2018	14	17	5	36
8/31/2018	23	26	4	53
Total	498	612	119	1,229



Non-Live Outcomes August 2017 & August 2018

		2018	Total
DIED	AT VET	7	7
	ENROUTE	1	1
	IN FOSTER	1	1
	IN KENNEL	3	3
	IN SURGERY	2	2
	Total	14	14
EUTH	BEHAVIOR	13	13
	MEDICAL	104	104
	Total	117	117
MISSING	IN FOSTER	1	1
	Total	1	1
Total		132	132

Animals that went to Foster Care August 2017 & 2018

	2017				2018			
	CAT	DOG	OTHERS	Total	CAT	DOG	OTHERS	Total
Adult Cat	0	0	0	0	47	0	0	47
Adult Dog	0	0	0	0	0	38	0	38
Foster	9	6	0	15	0	0	0	0
Foster Study	0	12	0	12	0	0	0	0
Hospice	0	0	0	0	2	1	0	3
Medical Condition	21	35	1	57	301	55	0	356
Mom & Litter	27	6	0	33	0	0	0	0
Parvo	0	8	0	8	0	0	0	0
Pregnant	1	0	0	1	0	0	0	0
Reactive	0	2	0	2	0	0	0	0
Ringworm	10	0	0	10	0	0	0	0
To Adopt	0	4	0	4	13	34	5	52
Young	50	7	0	57	0	0	0	0
Total	118	80	1	199	363	128	5	496

Licensing & Donations August 2017 & 2018

	2017	2018	Total
Altered Dog License	6,836	6,814	13,650
Unaltered Dog License	308	306	614
Others	1,509	1,392	2,901
Total	8,653	8,512	17,165

	2017	2018	Total
Altered Dog License	\$112,785.00	\$118,573.00	\$231,358.00
Unaltered Dog License	\$18,555.00	\$18,913.00	\$37,468.00
Total	\$131,340.00	\$137,486.00	\$268,826.00

	2017	2018	Total
DONATION	\$0.00	\$21.00	\$21.00
DONATION ADOP	\$326.00	\$1,129.00	\$1,455.00
DONATION GEN	\$34,144.30	\$36,109.92	\$70,254.22
DONATION GRANTS	\$-112.00	\$-159.00	\$-271.00
DONATION OUTR	\$28.00	\$91.00	\$119.00
DONATION S/N	\$598.50	\$1,361.00	\$1,959.50
DONATION SAMS	\$3,692.50	\$2,259.00	\$5,951.50
Total	\$38,677.30	\$40,811.92	\$79,489.22

Clinic Activity August 2017 & 2018

Number of Alterations

	2017	2018	Total
CAT	312	437	749
DOG	478	534	1,012
OTHER		20	20
Total	790	991	1781

Number of Special Surgeries

	2017	2018	Total
CAT	19	18	37
DOG	94	53	147
OTHER		1	1
Total	113	72	185