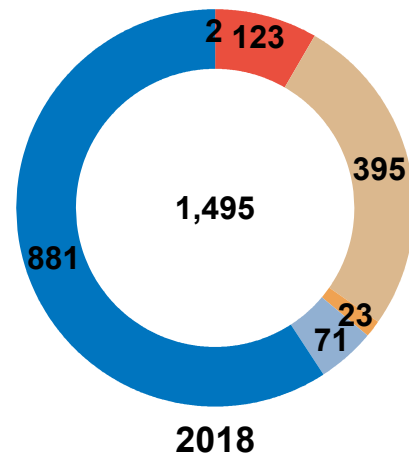
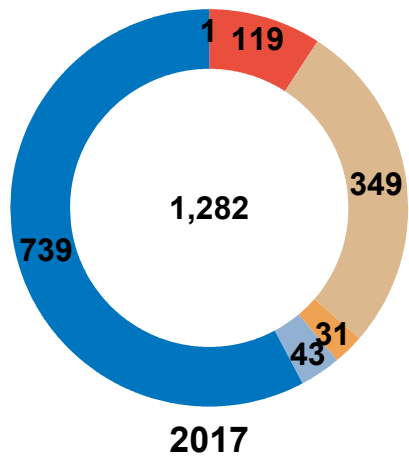


Pima Animal Care Center Monthly
Report
September 2017 and 2018

Animal Intakes September 2017 & September 2018

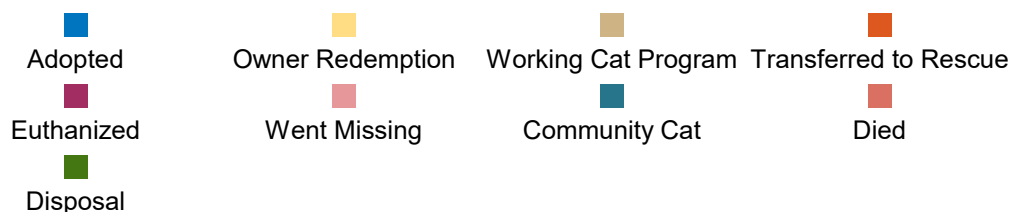
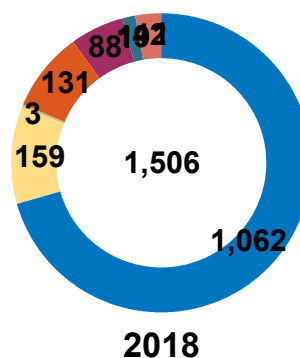
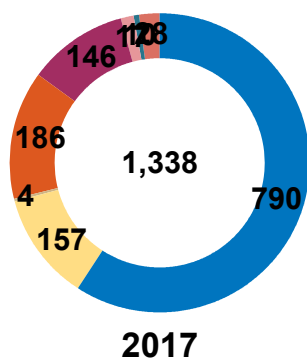
	2017				2018			
	CAT	DOG	OTHERS	Total	CAT	DOG	OTHERS	Total
Stray	209	516	14	739	354	527	0	881
Owner Surrender	134	215	0	349	193	194	8	395
Transfer	0	1	0	1	1	1	0	2
Returned	10	33	0	43	19	52	0	71
Confiscated	37	77	5	119	41	74	8	123
Quarantine	7	24	0	31	7	16	0	23
Total Live Intakes	397	866	19	1,282	615	864	16	1,495



■ Confiscated
 ■ Owner Surrender
 ■ Quarantine
 ■ Returned
 ■ Stray
■ Transfer

Animal Outcomes September 2017 & September 2018

	2017				2018			
	CAT	DOG	OTHERS	Total	CAT	DOG	OTHERS	Total
Adopted	340	443	7	790	436	598	28	1,062
Owner Redemption	27	130	0	157	7	151	1	159
Working Cat Program	4	0	0	4	3	0	0	3
Transferred to Rescue	27	152	7	186	25	100	6	131
Community Cat	10	0	0	10	19	0	0	19
Euthanized	37	108	1	146	28	60	0	88
Went Missing	13	4	0	17	0	1	0	1
Died	10	18	0	28	31	11	0	42
Disposal	0	0	0	0	0	1	0	1
Total	468	855	15	1,338	549	922	35	1,506



September 2017 Save Rate 85.10%

September 2017 Live Release Rate 85.62%

September 2018 Save Rate 91.24%

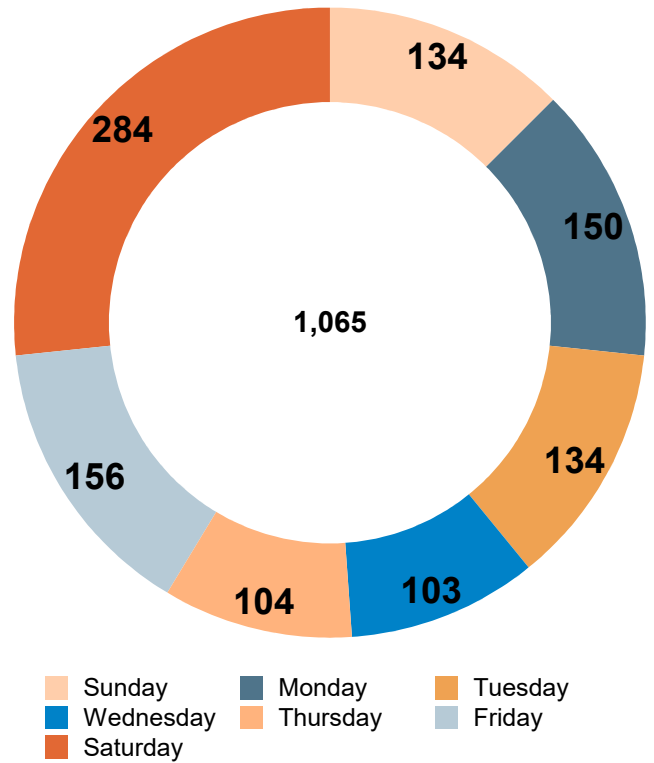
September 2018 Live Release Rate 91.18%

** Save Rate = Live Intakes - Non-Live Outcomes / Live Intakes

** Live Release Rate = Live Outcomes / Total Outcomes

Adoptions by Day

	CAT	DOG	Others	Total
9/1/2018	32	34	0	66
9/2/2018	19	10	5	34
9/3/2018	6	1	0	7
9/4/2018	17	37	10	64
9/5/2018	24	34	0	58
9/6/2018	13	16	0	29
9/7/2018	9	19	0	28
9/8/2018	17	18	0	35
9/9/2018	8	6	0	14
9/10/2018	18	22	0	40
9/11/2018	11	10	0	21
9/12/2018	1	1	0	2
9/13/2018	15	21	2	38
9/14/2018	20	17	2	39
9/15/2018	30	43	1	74
9/16/2018	6	20	0	26
9/17/2018	25	39	0	64
9/18/2018	9	22	0	31
9/19/2018	2	18	0	20
9/20/2018	3	5	4	12
9/21/2018	10	33	0	43
9/22/2018	45	28	0	73
9/23/2018	17	17	0	34
9/24/2018	19	20	0	39
9/25/2018	6	12	0	18
9/26/2018	10	11	2	23
9/27/2018	12	13	0	25
9/28/2018	17	28	1	46
9/29/2018	13	22	1	36
9/30/2018	5	21	0	26
Total	439	598	28	1,065



Non-Live Outcomes September 2017 & September 2018

		2018	Total
DIED		1	1
	AT VET	6	6
	ENROUTE	3	3
	IN FOSTER	17	17
	IN KENNEL	13	13
	IN SURGERY	2	2
	Total	42	42
EUTH		3	3
	BEHAVIOR	6	6
	MEDICAL	79	79
	Total	88	88
MISSING		1	1
	Total	1	1
Total		131	131

Animals that went to Foster Care September 2017 & 2018

	2017			2018		
	CAT	DOG	Total	CAT	DOG	Total
Adult Cat	4	0	4	54	0	54
Adult Dog	0	1	1	0	30	30
Foster	3	2	5	0	0	0
Foster Study	0	3	3	0	0	0
Hospice	0	0	0	0	1	1
Medical Condition	19	27	46	291	68	359
Mom & Litter	28	6	34	0	0	0
Parvo	0	2	2	0	0	0
Pregnant	3	0	3	0	0	0
Reactive	1	6	7	0	0	0
To Adopt	8	49	57	15	29	44
Young	53	12	65	0	0	0
Total	119	108	227	360	128	488

Licensing & Donations September 2017 & 2018

	2017	2018	Total
Altered Dog License	6,036	5,004	11,040
Unaltered Dog License	320	245	565
Others	1,223	966	2,189
Total	7,579	6,215	13,794

	2017	2018	Total
Altered Dog License	\$100,195.00	\$87,628.00	\$187,823.00
Unaltered Dog License	\$19,664.00	\$15,240.00	\$34,904.00
Total	\$119,859.00	\$102,868.00	\$222,727.00

	2017	2018	Total
DONATION	\$26.00	\$0.00	\$26.00
DONATION ADOP	\$64.00	\$123.00	\$187.00
DONATION GEN	\$26,336.96	\$19,660.98	\$45,997.94
DONATION GRANTS	\$-54.00	\$-52.00	\$-106.00
DONATION OUTR	\$12.00	\$12.00	\$24.00
DONATION S/N	\$338.00	\$1,433.00	\$1,771.00
DONATION SAMS	\$3,376.00	\$924.00	\$4,300.00
Total	\$30,098.96	\$22,100.98	\$52,199.94

Clinic Activity September 2017 & 2018

Number of Alterations

	2017	2018	Total
CAT	269	419	688
DOG	458	495	953
OTHER	4	3	7
Total	731	917	1648

Number of Special Surgeries

	2017	2018	Total
CAT	16	18	34
DOG	56	44	100
Total	72	62	134