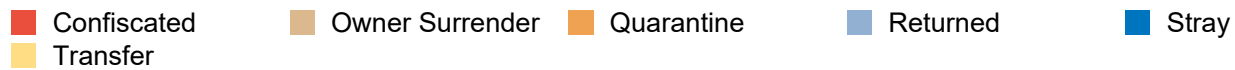
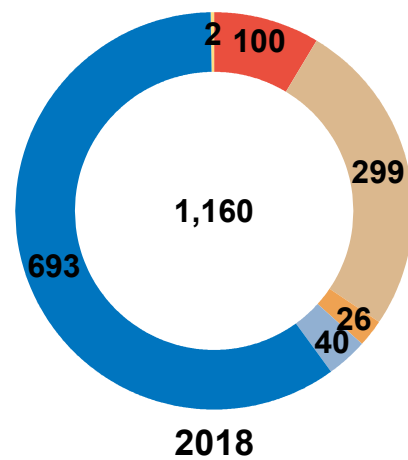
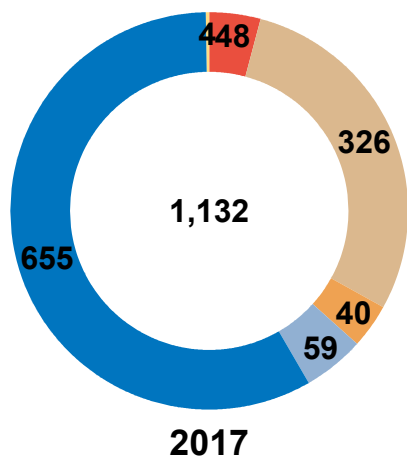


Pima Animal Care Center Monthly
Report
March 2017 and 2018

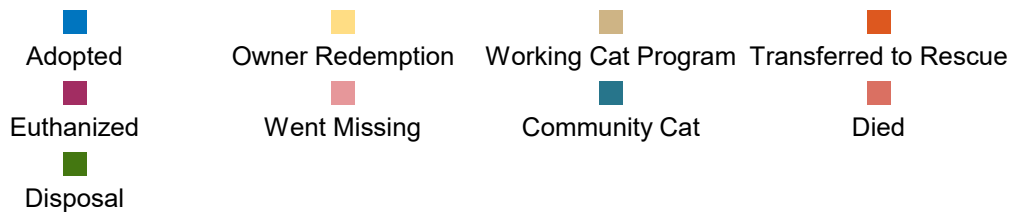
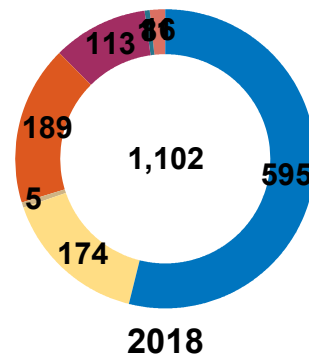
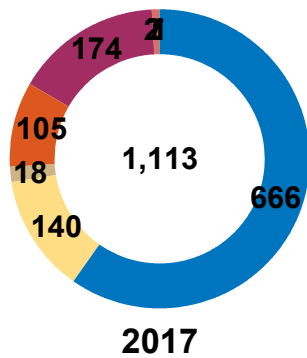
Animal Intakes March 2017 & March 2018

	2017			2018		
	CAT	DOG	Total	CAT	DOG	Total
Stray	127	528	655	154	539	693
Owner Surrender	94	232	326	107	192	299
Transfer	2	2	4	0	2	2
Returned	7	52	59	9	31	40
Confiscated	2	46	48	25	75	100
Quarantine	2	38	40	3	23	26
Total Live Intakes	234	898	1,132	298	862	1,160



Animal Outcomes March 2017 & March 2018

	2017			2018		
	CAT	DOG	Total	CAT	DOG	Total
Adopted	154	512	666	185	410	595
Owner Redemption	7	133	140	9	165	174
Working Cat Program	18	0	18	5	0	5
Transferred to Rescue	41	64	105	43	146	189
Euthanized	29	145	174	32	81	113
Went Missing	0	2	2	0	1	1
Community Cat	0	0	0	8	0	8
Died	3	4	7	7	9	16
Disposal	0	1	1	0	1	1
Total	252	861	1,113	289	813	1,102



March 2017 Save Rate 83.83%

March 2017 Live Release Rate 83.54%

March 2018 Save Rate 88.79%

March 2018 Live Release Rate 88.11%

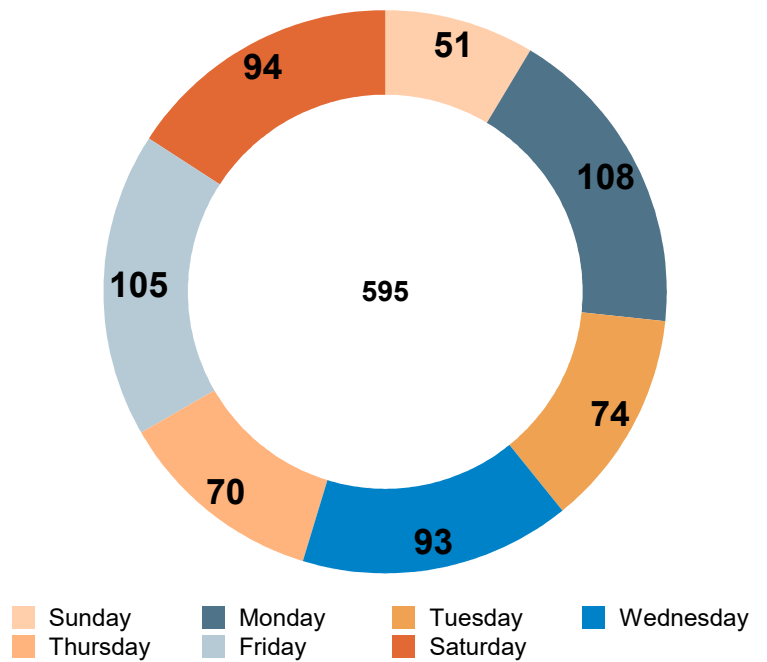
** Save Rate = Live Intakes - Non-Live Outcomes / Live Intakes

** Live Release Rate = Live Outcomes / Total Outcomes

Adoptions by Day

	CAT	DOG	Total
3/1/2018	5	5	10
3/2/2018	1	21	22
3/3/2018	6	12	18
3/4/2018	5	5	10
3/5/2018	2	24	26
3/6/2018	4	17	21
3/7/2018	12	12	24
3/8/2018	7	12	19
3/9/2018	9	10	19
3/10/2018	7	10	17
3/11/2018	5	12	17
3/12/2018	9	18	27
3/13/2018	4	13	17
3/14/2018	3	15	18
3/15/2018	9	11	20
3/16/2018	3	17	20
3/17/2018	2	8	10
3/18/2018	3	6	9
3/19/2018	9	17	26
3/20/2018	3	8	11
3/21/2018	9	9	18
3/22/2018	4	5	9
3/23/2018	5	10	15
3/24/2018	10	14	24
3/25/2018	2	13	15
3/26/2018	13	16	29
3/27/2018	8	17	25
3/28/2018	10	23	33
3/29/2018	3	9	12
3/30/2018	6	23	29
3/31/2018	7	18	25
Total	185	410	595

Adoptions by day of the week



Non-Live Outcomes March 2017 & March 2018

		2017	2018	Total
DIED	AT VET	4	7	11
	ENROUTE	1	1	2
	IN FOSTER	1	3	4
	IN KENNEL	1	5	6
	Total	7	16	23
EUTH		10	7	17
	AGED	0	2	2
	AGGRESSIVE	24	4	28
	BEH MANAGE	1	0	1
	BEH SEVERE	4	10	14
	ILL MINOR	1	0	1
	ILL SEVERE	80	74	154
	INJ SEVERE	20	11	31
	OWNER PTS	34	5	39
	Total	174	113	287
MISSING		2	0	2
	STOLEN	0	1	1
	Total	2	1	3
Total		183	130	313

Animals that went to Foster Care March 2017 & 2018

	2017			2018		
	CAT	DOG	Total	CAT	DOG	Total
Foster	7	4	11	2	4	6
Foster Study	0	0	0	0	5	5
Med/Large	2	3	5	0	0	0
Medical Condition	8	6	14	19	30	49
Mom & Litter	10	0	10	8	14	22
Parvo	0	4	4	0	0	0
Pregnant	0	0	0	1	0	1
Reactive	2	0	2	1	4	5
Ringworm	1	0	1	0	0	0
To Adopt	0	0	0	12	89	101
Young	10	0	10	11	0	11
Total	40	17	57	54	146	200

Licensing & Donations March 2017 & 2018

	2017	2018	Total
Altered Dog License	8,566	7,625	16,191
Unaltered Dog License	390	369	759
Other Dog License	140	144	284
Online Donations	352	331	683
Total Donations	1,333	1,101	2,434
Total	10,781	9,570	20,351

	2017	2018	Total
Altered Dog License	\$133,857.00	\$126,608.00	\$260,465.00
Unaltered Dog License	\$23,301.00	\$22,113.00	\$45,414.00
Other Dog License	\$653.00	\$2,396.25	\$3,049.25
Online Donations	\$7,850.00	\$7,669.00	\$15,519.00
Total Donations	\$36,939.39	\$36,219.53	\$73,158.92
Total	\$202,600.39	\$195,005.78	\$397,606.17

Clinic Activity March 2017 & 2018

Number of Alterations

	2017	2018	Total
CAT	103	116	219
DOG	391	445	836
OTHER	1		1
Total	495	561	1056

Number of Special Surgeries

	2017	2018	Total
CAT	31	34	65
DOG	117	152	269
Total	148	186	334