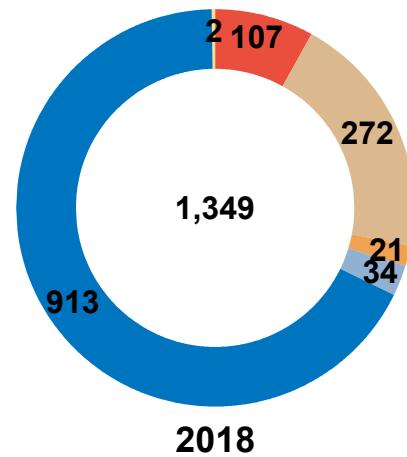
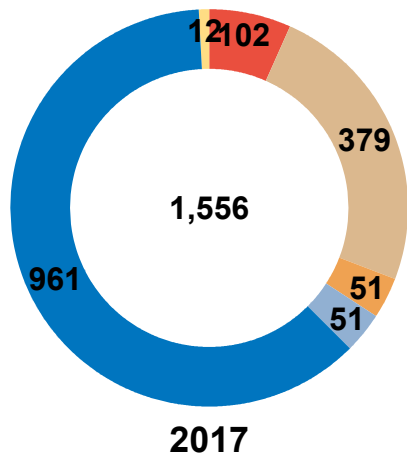


Pima Animal Care Center Monthly
Report
May 2017 and 2018

Animal Intakes May 2017 & May 2018

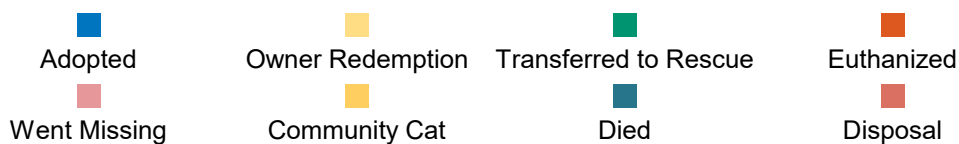
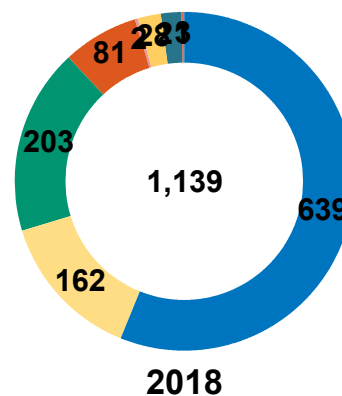
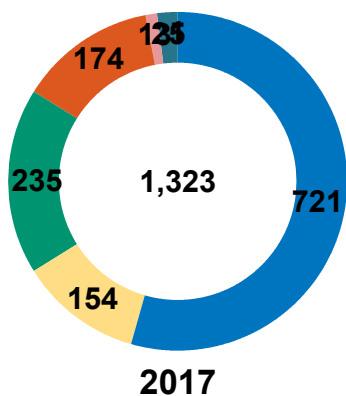
	2017			2018		
	CAT	DOG	Total	CAT	DOG	Total
Stray	396	565	961	428	485	913
Owner Surrender	137	242	379	114	158	272
Transfer	8	4	12	1	1	2
Returned	4	47	51	6	28	34
Confiscated	11	91	102	18	89	107
Quarantine	7	44	51	2	19	21
Total Live Intakes	563	993	1,556	569	780	1,349



■ Confiscated
 ■ Owner Surrender
 ■ Quarantine
 ■ Returned
 ■ Stray
■ Transfer

Animal Outcomes May 2017 & May 2018

	2017			2018		
	CAT	DOG	Total	CAT	DOG	Total
Adopted	211	510	721	236	403	639
Owner Redemption	6	148	154	6	156	162
Transferred to Rescue	58	177	235	69	134	203
Euthanized	41	133	174	23	58	81
Went Missing	12	1	13	0	2	2
Community Cat	0	0	0	28	0	28
Died	12	13	25	13	8	21
Disposal	1	0	1	2	1	3
Total	341	982	1,323	377	762	1,139



May 2017 Save Rate 86.38%

May 2017 Live Release Rate 83.96%

May 2018 Save Rate 92.29%

May 2018 Live Release Rate 90.61%

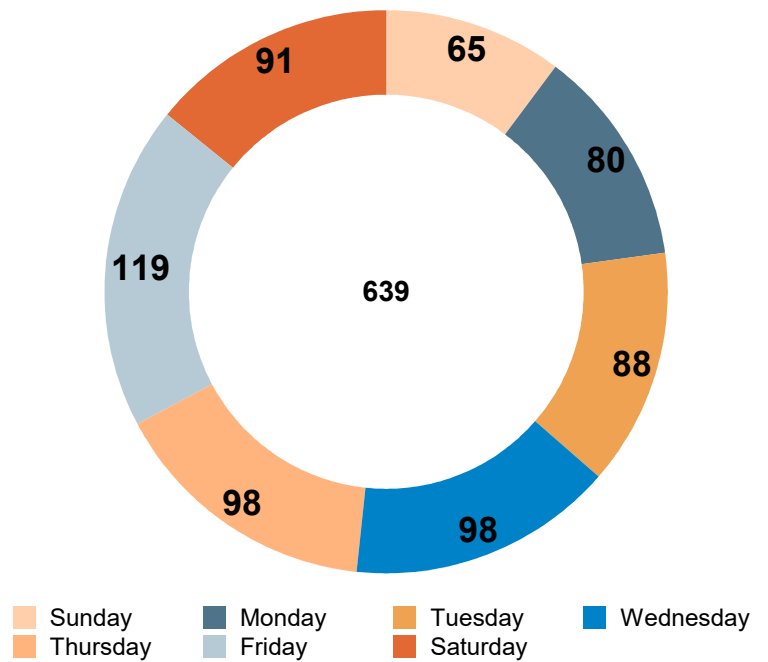
** Save Rate = Live Intakes - Non-Live Outcomes / Live Intakes

** Live Release Rate = Live Outcomes / Total Outcomes

Adoptions by Day

	CAT	DOG	Total
5/1/2018	8	13	21
5/2/2018	2	16	18
5/3/2018	9	20	29
5/4/2018	11	24	35
5/5/2018	9	14	23
5/6/2018	4	13	17
5/7/2018	9	18	27
5/8/2018	8	7	15
5/9/2018	7	17	24
5/10/2018	5	17	22
5/11/2018	11	13	24
5/12/2018	3	17	20
5/13/2018	15	8	23
5/14/2018	6	9	15
5/15/2018	7	14	21
5/16/2018	13	10	23
5/17/2018	7	8	15
5/18/2018	19	23	42
5/19/2018	8	25	33
5/20/2018	5	4	9
5/21/2018	15	13	28
5/22/2018	1	7	8
5/23/2018	4	9	13
5/24/2018	5	10	15
5/25/2018	7	11	18
5/26/2018	5	10	15
5/27/2018	9	7	16
5/28/2018	7	3	10
5/29/2018	11	12	23
5/30/2018	2	18	20
5/31/2018	4	13	17
Total	236	403	639

Adoptions by day of the week



Non-Live Outcomes May 2017 & May 2018

		2018	Total
DIED		1	1
	AT VET	6	6
	ENROUTE	4	4
	IN FOSTER	5	5
	IN KENNEL	5	5
	Total	21	21
EUTH		2	2
	BEH SEVERE	1	1
	BEHAVIOR	1	1
	ILL SEVERE	26	26
	INJ SEVERE	3	3
	MEDICAL	45	45
	OWNER PTS	3	3
	Total	81	81
MISSING	IN KENNEL	1	1
	STOLEN	1	1
	Total	2	2
Total		104	104

Animals that went to Foster Care May 2017 & 2018

	2017			2018		
	CAT	DOG	Total	CAT	DOG	Total
Adult Cat	0	0	0	12	0	12
Adult Dog	0	0	0	0	16	16
Foster	2	0	2	4	8	12
Med/Large	1	2	3	0	0	0
Medical Condition	19	7	26	283	50	333
Mom & Litter	16	8	24	7	10	17
Parvo	0	19	19	0	0	0
Reactive	2	1	3	0	6	6
Ringworm	7	0	7	0	0	0
To Adopt	0	0	0	26	99	125
Young	123	1	124	45	1	46
Total	170	38	208	377	190	567

Licensing & Donations May 2017 & 2018

	2017	2018	Total
Altered Dog License	7,685	7,812	15,497
Unaltered Dog License	358	360	718
Other Dog License	110	105	215
Online Donations	373	343	716
Total Donations	1,400	1,260	2,660
Total	9,926	9,880	19,806

	2017	2018	Total
Altered Dog License	\$119,951.00	\$130,495.00	\$250,446.00
Unaltered Dog License	\$20,695.00	\$22,113.00	\$42,808.00
Other Dog License	\$1,569.50	\$309.00	\$1,878.50
Online Donations	\$7,779.00	\$12,100.33	\$19,879.33
Total Donations	\$61,392.45	\$38,701.04	\$100,093.49
Total	\$211,386.95	\$203,718.37	\$415,105.32

Clinic Activity May 2017 & 2018

Number of Alterations

	2017	2018	Total
CAT	147	238	385
DOG	391	415	806
OTHER	1	8	9
Total	539	661	1200

Number of Special Surgeries

	2017	2018	Total
CAT	27	17	44
DOG	99	52	151
Total	126	69	195