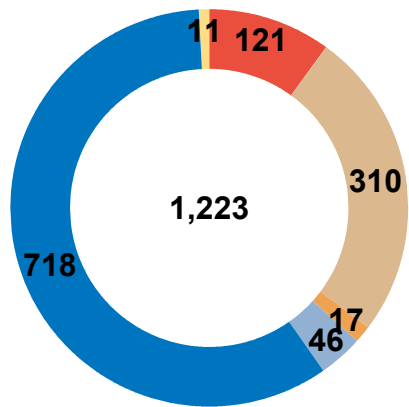


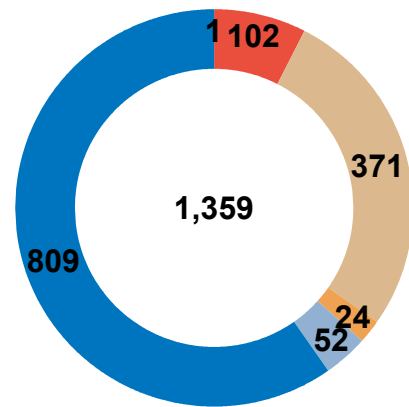
Pima Animal Care Center Monthly
Report
November 2017 and 2018

Animal Intakes November 2017 & November 2018

	2017				2018			
	CAT	DOG	OTHERS	Total	CAT	DOG	OTHERS	Total
Stray	231	486	1	718	238	567	4	809
Owner Surrender	119	189	2	310	187	183	1	371
Transfer	9	2	0	11	0	1	0	1
Returned	8	38	0	46	10	42	0	52
Confiscated	34	84	3	121	36	58	8	102
Quarantine	4	13	0	17	4	20	0	24
Total Live Intakes	405	812	6	1,223	475	871	13	1,359



2017

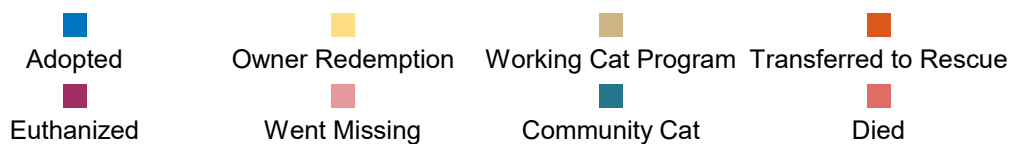
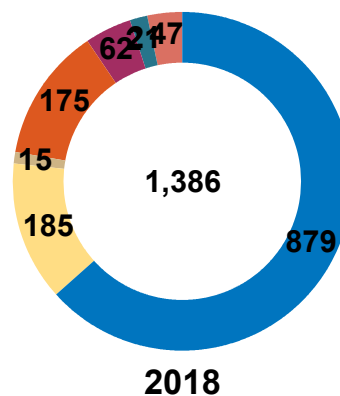
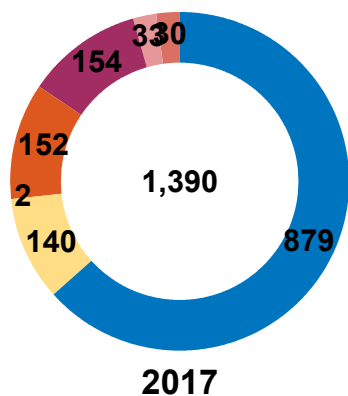


2018



Animal Outcomes November 2017 & November 2018

	2017				2018			
	CAT	DOG	OTHERS	Total	CAT	DOG	OTHERS	Total
Adopted	386	491	2	879	364	511	4	879
Owner Redemption	8	132	0	140	11	174	0	185
Working Cat Program	2	0	0	2	15	0	0	15
Transferred to Rescue	37	115	0	152	87	84	4	175
Community Cat	0	0	0	0	21	0	0	21
Euthanized	41	111	2	154	21	39	2	62
Went Missing	20	13	0	33	1	1	0	2
Died	23	6	1	30	27	17	3	47
Total	517	868	5	1,390	547	826	13	1,386



November 2017 Save Rate 82.26%

November 2017 Live Release Rate 84.39%

November 2018 Save Rate 91.83%

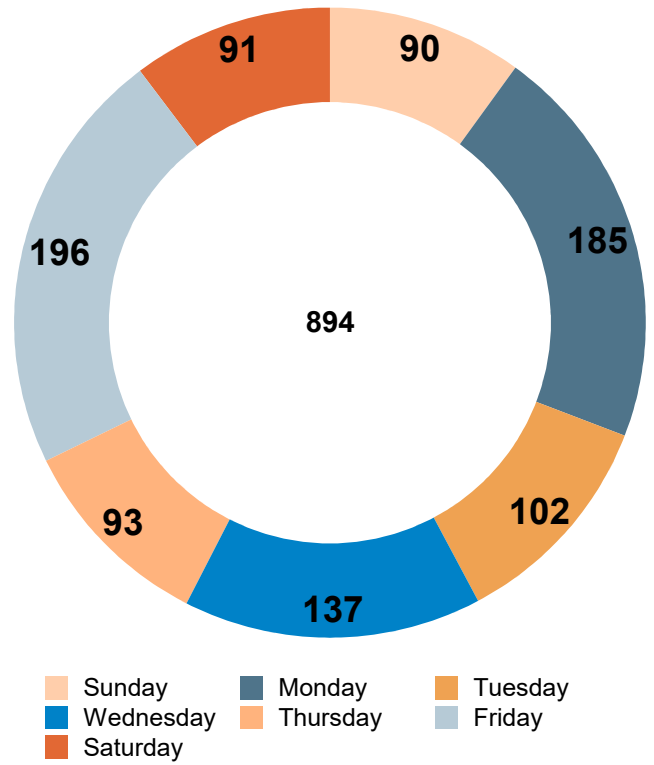
November 2018 Live Release Rate 91.72%

** Save Rate = Live Intakes - Non-Live Outcomes / Live Intakes

** Live Release Rate = Live Outcomes / Total Outcomes

Adoptions by Day

	CAT	DOG	Others	Total
11/1/2018	7	10	0	17
11/2/2018	6	22	0	28
11/3/2018	4	11	0	15
11/4/2018	15	13	0	28
11/5/2018	26	25	1	52
11/6/2018	7	13	0	20
11/7/2018	7	13	0	20
11/8/2018	13	15	0	28
11/9/2018	13	27	0	40
11/10/2018	14	21	0	35
11/11/2018	7	11	0	18
11/12/2018	3	13	0	16
11/13/2018	11	20	0	31
11/14/2018	24	28	0	52
11/15/2018	14	12	0	26
11/16/2018	16	23	0	39
11/17/2018	12	9	0	21
11/18/2018	2	16	0	18
11/19/2018	24	28	0	52
11/20/2018	15	10	0	25
11/21/2018	19	25	0	44
11/23/2018	26	22	0	48
11/24/2018	8	12	0	20
11/25/2018	12	14	0	26
11/26/2018	22	43	0	65
11/27/2018	9	14	3	26
11/28/2018	13	8	0	21
11/29/2018	7	15	0	22
11/30/2018	23	18	0	41
Total	379	511	4	894



Non-Live Outcomes November 2017 & November 2018

		2018
DIED		1
	AT VET	10
	ENROUTE	2
	IN FOSTER	22
	IN KENNEL	9
	IN SURGERY	3
	Total	47
EUTH		2
	BEHAVIOR	7
	MEDICAL	53
	Total	62
MISSING	ENROUTE	1
	IN KENNEL	1
	Total	2
Total		111

Animals that went to Foster Care November 2017 & 2018

	2017				2018			
	CAT	DOG	OTHERS	Total	CAT	DOG	OTHERS	Total
Adult Cat	1	0	0	1	26	0	0	26
Adult Dog	0	0	0	0	0	42	0	42
Foster	26	13	8	47	1	0	2	3
Foster Study	0	3	0	3	0	0	0	0
Medical Condition	32	40	1	73	145	60	4	209
Mom & Litter	20	0	0	20	0	0	0	0
Parvo	0	1	0	1	0	0	0	0
Reactive	3	6	0	9	0	0	0	0
To Adopt	11	89	0	100	19	48	2	69
Young	20	0	0	20	0	0	0	0
Total	113	152	9	274	191	150	8	349

Licensing & Donations November 2017 & 2018

	2017	2018	Total
Altered Dog License	5,953	4,606	10,559
Unaltered Dog License	241	230	471
Others	1,383	965	2,348
Total	7,577	5,801	13,378

	2017	2018	Total
Altered Dog License	\$98,958.00	\$80,644.00	\$179,602.00
Unaltered Dog License	\$14,758.00	\$14,330.00	\$29,088.00
Total	\$113,716.00	\$94,974.00	\$208,690.00

	2017	2018	Total
DONATION ADOP	\$171.00	\$60.00	\$231.00
DONATION GEN	\$50,305.37	\$29,739.02	\$80,044.39
DONATION GRANTS	\$48.00	\$-190.00	\$-142.00
DONATION OUTR	\$22.00	\$16.00	\$38.00
DONATION S/N	\$604.00	\$484.00	\$1,088.00
DONATION SAMS	\$8,260.00	\$1,968.00	\$10,228.00
Total	\$59,410.37	\$32,077.02	\$91,487.39

Clinic Activity November 2017 & 2018

Number of Alterations

	2017	2018	Total
CAT	272	348	620
DOG	354	449	803
LIVESTOCK	2	0	2
OTHER	2	4	6
Total	630	801	1431

Number of Special Surgeries

	2017	2018	Total
CAT	15	14	29
DOG	53	45	98
Total	68	59	127