

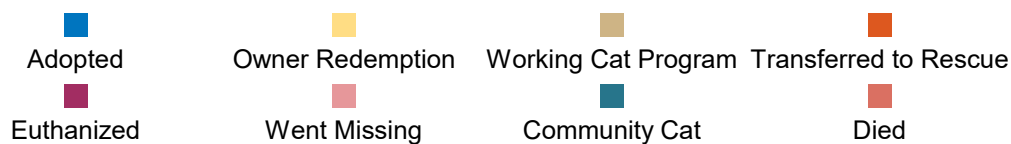
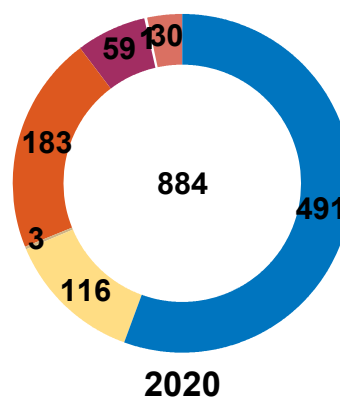
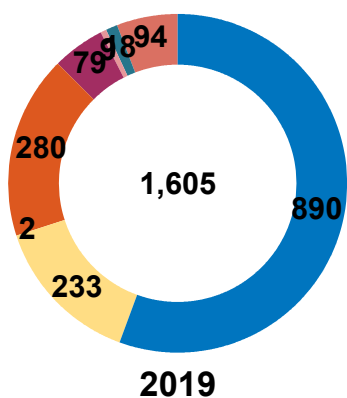
Pima Animal Care Center Monthly  
Report  
May 2019 and 2020

## Animal Intakes May 2019 & May 2020

	2019				2020			
	CAT	DOG	OTHERS	Total	CAT	DOG	OTHERS	Total
<b>Stray</b>	609	598	5	1,212	164	310	6	480
<b>Owner Surrender</b>	231	297	23	551	57	162	1	220
<b>Transfer</b>	4	5	0	9	0	1	0	1
<b>Returned</b>	6	47	0	53	3	35	0	38
<b>Confiscated</b>	6	48	29	83	10	27	2	39
<b>Quarantine</b>	4	28	0	32	1	34	0	35
<b>Pub Assist</b>	0	0	0	0	1	9	1	11
<b>Total Live Intakes</b>	860	1,023	57	1,940	236	578	10	824

# Animal Outcomes May 2019 & May 2020

	2019				2020			
	CAT	DOG	OTHERS	Total	CAT	DOG	OTHERS	Total
<b>Adopted</b>	290	591	9	890	121	362	8	491
<b>Owner Redemption</b>	15	191	27	233	3	113	0	116
<b>Working Cat Program</b>	2	0	0	2	3	0	0	3
<b>Transferred to Rescue</b>	135	107	38	280	49	128	6	183
<b>Community Cat</b>	18	0	0	18	1	0	0	1
<b>Euthanized</b>	31	47	1	79	18	39	2	59
<b>Went Missing</b>	2	7	0	9	0	1	0	1
<b>Died</b>	80	14	0	94	17	13	0	30
<b>Total</b>	573	957	75	1,605	212	656	16	884



**May 2019 Save Rate 90.62%**

**May 2019 Live Release Rate 88.53%**

**May 2020 Save Rate 88.93%**

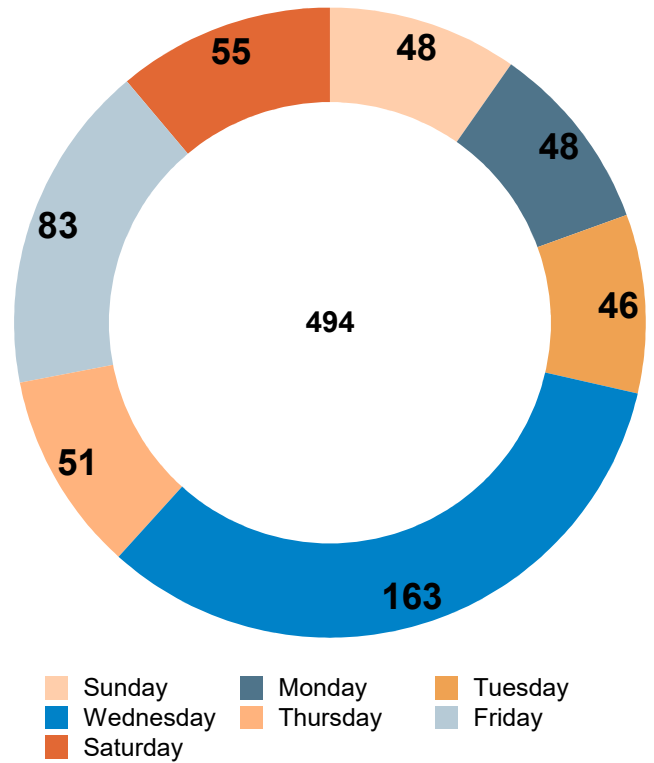
**May 2020 Live Release Rate 89.69%**

\*\* Save Rate = Live Intakes - Non-Live Outcomes / Live Intakes

\*\* Live Release Rate = Live Outcomes / Total Outcomes

# Adoptions by Day

	CAT	DOG	Others	Total
5/1/2020	10	7	0	17
5/2/2020	2	5	0	7
5/3/2020	1	4	0	5
5/4/2020	4	6	0	10
5/5/2020	1	5	0	6
5/6/2020	22	60	0	82
5/7/2020	0	13	0	13
5/8/2020	5	15	0	20
5/9/2020	2	10	0	12
5/10/2020	5	6	0	11
5/11/2020	3	10	0	13
5/12/2020	5	1	0	6
5/13/2020	6	32	0	38
5/14/2020	0	12	0	12
5/15/2020	2	15	0	17
5/16/2020	5	8	0	13
5/17/2020	1	7	0	8
5/18/2020	2	17	6	25
5/19/2020	5	20	1	26
5/20/2020	7	17	0	24
5/21/2020	3	10	0	13
5/22/2020	5	10	0	15
5/23/2020	2	5	1	8
5/24/2020	3	10	0	13
5/26/2020	2	6	0	8
5/27/2020	5	14	0	19
5/28/2020	6	7	0	13
5/29/2020	2	12	0	14
5/30/2020	5	10	0	15
5/31/2020	3	8	0	11
<b>Total</b>	<b>124</b>	<b>362</b>	<b>8</b>	<b>494</b>



## Non-Live Outcomes May 2019 & May 2020

		2019				2020			
		CAT	DOG	OTHER	Total	CAT	DOG	OTHER	Total
<b>DIED</b>	<b>AT VET</b>	2	3	0	5	0	0	0	0
	<b>ENROUTE</b>	2	0	0	2	1	1	0	2
	<b>IN CARE</b>	0	0	0	0	2	3	0	5
	<b>IN FOSTER</b>	64	1	0	65	8	1	0	9
	<b>IN KENNEL</b>	12	9	0	21	6	8	0	14
	<b>IN SURGERY</b>	0	1	0	1	0	0	0	0
	<b>Total</b>	80	14	0	94	17	13	0	30
<b>EUTH</b>	<b>BEHAVIOR</b>	0	7	0	7	0	3	0	3
	<b>MEDICAL</b>	31	40	1	72	18	36	2	56
	<b>Total</b>	31	47	1	79	18	39	2	59
<b>MISSING</b>	<b>IN FOSTER</b>	2	6	0	8	0	1	0	1
	<b>IN KENNEL</b>	0	1	0	1	0	0	0	0
	<b>Total</b>	2	7	0	9	0	1	0	1
<b>Total</b>		113	68	1	182	35	53	2	90

## Animals that went to Foster Care May 2019 & 2020

	2019				2020			
	CAT	DOG	OTHERS	Total	CAT	DOG	OTHERS	Total
	0	0	0	0	2	4	0	6
<b>Adult Cat</b>	36	0	0	36	19	0	0	19
<b>Adult Dog</b>	1	45	0	46	0	14	0	14
<b>Hospice</b>	0	3	0	3	3	3	0	6
<b>Medical Condition</b>	450	53	1	504	105	28	1	134
<b>Pregnant</b>	0	0	0	0	0	1	0	1
<b>To Adopt</b>	15	60	0	75	24	81	0	105
<b>Total</b>	502	161	1	664	153	131	1	285

## APS May 2019 & 2020

	2019	2020
<b>Abandoned Animal</b>	42	41
<b>Bite Reports</b>	105	121
<b>Cruelty/Neglect</b>	109	121
<b>Dangerous Dog Investigation</b>	3	1
<b>DOA Pickups</b>	234	248
<b>Follow Ups</b>	0	2
<b>Hoarding Cases</b>	2	1
<b>Inv</b>	11	18
<b>Law Enforcement Assist</b>	104	93
<b>Leash Law Violations</b>	178	180
<b>Noise &amp; Waste Complaints</b>	124	85
<b>Other</b>	3	4
<b>Outreach Events</b>	5	8
<b>Owned</b>	8	8
<b>Possible Rabies Exposure</b>	25	31
<b>Rescue</b>	0	3
<b>Strays</b>	682	492
<b>Tie Outs</b>	27	24
<b>Transport</b>	35	17
<b>Trap</b>	2	4
<b>Wild</b>	3	2
<b>Total</b>	1,702	1,504

## Licensing & Donations May 2019 & 2020

	<b>2019</b>	<b>2020</b>
<b>Altered Dog License</b>	6,240	6,538
<b>Unaltered Dog License</b>	311	328
<b>Others</b>	1,235	1,687
<b>Total</b>	7,786	8,553

	<b>2019</b>	<b>2020</b>
<b>Altered Dog License</b>	\$110,177.00	\$121,022.00
<b>Unaltered Dog License</b>	\$19,350.00	\$20,767.00
<b>Total</b>	\$129,527.00	\$141,789.00

	<b>2019</b>	<b>2020</b>
<b>DONATION</b>	\$26.00	\$1,019.00
<b>DONATION ADOP</b>	\$210.00	\$563.69
<b>DONATION GEN</b>	\$32,016.09	\$50,849.60
<b>DONATION GRANTS</b>	\$-291.00	\$-1,071.00
<b>DONATION OUTR</b>	\$43.00	\$201.00
<b>DONATION S/N</b>	\$359.00	\$760.00
<b>DONATION SAMS</b>	\$1,910.00	\$2,854.00
<b>Total</b>	\$34,273.09	\$55,176.29



# Clinic Activity May 2019 & 2020

## Number of Alterations

	2019	2020
<b>BIRD</b>	0	
<b>CAT</b>	248	84
<b>DOG</b>	412	321
<b>LIVESTOCK</b>		0
<b>OTHER</b>	7	3
<b>Total</b>	667	408

## Number of Special Surgeries

	2019	2020
<b>BIRD</b>	0	
<b>CAT</b>	18	12
<b>DOG</b>	66	47
<b>LIVESTOCK</b>		0
<b>OTHER</b>	0	0
<b>Total</b>	84	59