



PIMA COUNTY

OFFICIAL  
CANVASS

TOWN OF SAHUARITA  
PRIMARY ELECTION  
MARCH 8, 2011

PIMA COUNTY ELECTIONS DEPARTMENT  
6550 S. COUNTRY CLUB ROAD  
TUCSON, AZ 85756  
TEL. 520-351-6830



## ELECTIONS DEPARTMENT

PIMA COUNTY GOVERNMENT

6550 S. COUNTRY CLUB ROAD, TUCSON, AZ 85756

(520) 351-6830 FAX (520) 351-6870

March 9, 2011

In accordance with Arizona Revised Statutes, Title 16, I hereby certify the enclosed tabulation is a full, true and correct copy of the Returns of the Primary Election held pursuant to Arizona Constitution and Arizona Revised Statutes Title 9 and 16 in and for The Town of Sahuarita, Pima County, Arizona on March 8, 2011. This tabulation includes all mail ballots.

Respectfully submitted,

A handwritten signature in black ink that reads "Brad R. Nelson". The signature is written in a cursive style with a large, prominent "R".

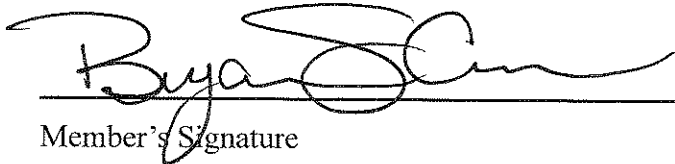
Brad R. Nelson, Director  
Pima County Elections


# CERTIFICATION BY THE PIMA COUNTY ACCURACY CERTIFICATION BOARD


We, the undersigned members of the Accuracy Certification Board, having been duly appointed for the March 8, 2011 Consolidated Elections held in the County of Pima, State of Arizona, on the 8<sup>TH</sup> day of February, 2011 at 08:30 verify the Logic and Accuracy Test ballots as required by A.R.S. § 16-449 for use on the accessible voting devices and systems, adopted pursuant to the Secretary of State's Procedures Manual, do hereby certify to the Secretary of State:

1. THAT the pre-audited group of ballots, prepared pursuant to A.R.S. § 16-449, have been used to ascertain that the equipment and programs, being used in this election, correctly counted the votes cast for all offices and measures;
2. THAT the pre-vote counting test results have been compared with the predetermined correct totals for each office and ballot measure;
3. THAT the cause of any discrepancy was found and corrected; and
4. THAT the Logic and Accuracy Test programs, the Logic and Accuracy test ballots, and the Logic and Accuracy test printed output which were certified as correct by the Accuracy Certification Board were delivered into the custody of the Elections Director or the Office of the Secretary of State.

**We declare under penalty of perjury under the laws of the State of Arizona that the foregoing is true and correct.**

 2/8/2011  
Member's Signature Date

 02/08/2011  
Member's Signature city clerk city of south Tucson Date

 2/8/2011  
Member's Signature Date

\_\_\_\_\_  
Member's Signature Date

\_\_\_\_\_  
Member's Signature Date

\_\_\_\_\_  
Member's Signature Date

# CERTIFICATION BY THE PIMA COUNTY ACCURACY CERTIFICATION BOARD


We, the undersigned members of the Accuracy Certification Board, having been duly appointed for the March 8, 2011 Consolidated Elections held in the County of Pima, State of Arizona, on the 1<sup>ST</sup> day of March, 2011 at 08:30 verify the Logic and Accuracy Test ballots as required by A.R.S. § 16-449 for use on the optical scan devices and central count systems, adopted pursuant to the Secretary of State's Procedures Manual, do hereby certify to the Secretary of State:

1. THAT the pre-audited group of ballots, prepared pursuant to A.R.S. § 16-449, have been used to ascertain that the equipment and programs, being used in this election, correctly counted the votes cast for all offices and measures;
2. THAT the pre-vote counting test results have been compared with the predetermined correct totals for each office and ballot measure;
3. THAT the cause of any discrepancy was found and corrected; and
4. THAT the Logic and Accuracy Test programs, the Logic and Accuracy test ballots, and the Logic and Accuracy test printed output which were certified as correct by the Accuracy Certification Board were delivered into the custody of the Elections Director or the Office of the Secretary of State.


We declare under penalty of perjury under the laws of the State of Arizona that the foregoing is true and correct.

 3-1-11  
Member's Signature Date

 3-1-11  
Member's Signature Date

 3-1-11  
Member's Signature Date

\_\_\_\_\_  
Member's Signature Date

 3-1-11  
Member's Signature Date

\_\_\_\_\_  
Member's Signature Date

PIMA COUNTY LOGIC AND ACCURACY TEST  
CERTIFICATION FORM

ELECTION LOGIC AND ACCURACY  
POST TEST

We the undersigned do hereby certify that a Logic and Accuracy Test was held for the

March 8, 2011 Consolidated Elections

9<sup>TH</sup> day of March, 2011 at 15:30  
(day) (Month) (Year) (Time)

and that the Diebold Election Management System's central count summary report matches the pre-audited results. Prepared pursuant to A.R.S. § 16-445.

  
Member's Signature

\_\_\_\_\_  
Member's Signature

  
Member's Signature

\_\_\_\_\_  
Member's Signature

  
Member's Signature

\_\_\_\_\_  
Member's Signature

**Equipment, Software, Firmware and Hash Certification Statement**

I, Brad R. Nelson certify by affixing my signature to this document that all election equipment and firmware, as well as all election management system software to be used in the Consolidated Elections to be held on March 8th, 2011 in Pima County has been certified for use by the Arizona Secretary of State and that I have compared the hash code on file with the National Institute of Science and Technology (NIST) election management system software listed below (if on file with NIST) with the hash code of the election management system software to be used in this election and certify that the numbers are identical. The following is a list of the equipment, firmware, and election management system software to be used in the aforementioned election:

**VOTING UNITS**


Manufacturer	Model	Firmware Version
<u>Diebold Elections Systems Inc.</u>	<u>AVOS 79811.04</u>	<u>1.96.6</u>
<u>Diebold Elections Systems Inc.</u>	<u>AVOS 79811.03</u>	<u>1.96.6</u>
<u>Diebold Elections Systems Inc.</u>	<u>AVTSx 4.6.4 w/AVPM</u>	<u>BLR7-1.2.1 / WCER7-410.2.1</u>

**CENTRAL COUNT UNITS**

Manufacturer	Model	Firmware Version
<u>Diebold Elections Systems Inc.</u>	<u>AVOS 79811.03</u>	<u>CC2.0.12</u>

**ELECTION MANAGEMENT SOFTWARE**

Manufacturer	Product Name	Version
<u>Diebold Elections Systems Inc.</u>	<u>Global Election Management System</u>	<u>1.18.24.0</u>

  
\_\_\_\_\_  
Officer in Charge of Elections Signature

  
\_\_\_\_\_  
Date

# ELECTION SUMMARY

# Election Summary Report

110308pimaconsolidated

## Summary For TOWN OF SAHUARITA, All Counters, All Races

Date:03/09/11

Time:15:22:10

Page:1 of 1

Registered Voters 12643 - Cards Cast 3338 26.40%

Num. Report Precinct 7 - Num. Reporting 7 100.00%

### TOWN OF SAHUARITA COUNCIL

	Polling	Early	PROV	Total	
Number of Precincts	7	7	7	7	
Precincts Reporting	0	7	7	7	100.0 %
Vote For	4	4	4	4	0.0 %
Times Counted (Reg. Voters 12643)	0	3338	0	3338	26.4 %
Total Votes	0	10569	0	10569	316.6 %
Times Blank Voted	0	12	0	12	0.4 %
Times Over Voted	0	3	0	3	0.1 %
Number Of Under Votes	0	2723	0	2723	81.6 %
BECK, ROBERT	0	838	0	838	25.10%
BRACCO, BILL	0	1201	0	1201	35.98%
CONKLIN, PHIL	0	1796	0	1796	53.80%
GIFFORD, DAVID	0	812	0	812	24.33%
MATTHEWS, JOSHUA	0	913	0	913	27.35%
OLDHAM, CHARLES E.	0	1329	0	1329	39.81%
SKELTON, LYNNE	0	2107	0	2107	63.12%
SMITH, MELISSA L.	0	1549	0	1549	46.41%
Write-in Votes	0	24	0	24	0.72%



**STATEMENT OF  
VOTES CAST**

Statement of Votes Cast  
 110308pimaconsolidated  
 SOVC For TOWN OF SAHUARITA, All Counters, All Races

Date:03/09/11  
 Time:15:17:51  
 Page:1 of 4

	TURN OUT		
	Reg. Voters	Cards Cast	% Turnout
Jurisdiction Wide			
12-01			
Polling	672	0	0.00%
Early	672	197	29.32%
Provisional	672	0	0.00%
Total	672	197	29.32%
12-02			
Polling	2813	0	0.00%
Early	2813	1280	45.50%
Provisional	2813	0	0.00%
Total	2813	1280	45.50%
12-03			
Polling	2634	0	0.00%
Early	2634	450	17.08%
Provisional	2634	0	0.00%
Total	2634	450	17.08%
12-04			
Polling	343	0	0.00%
Early	343	178	51.90%
Provisional	343	0	0.00%
Total	343	178	51.90%
12-05			
Polling	3708	0	0.00%
Early	3708	681	18.37%
Provisional	3708	0	0.00%
Total	3708	681	18.37%
12-06			
Polling	749	0	0.00%
Early	749	213	28.44%
Provisional	749	0	0.00%
Total	749	213	28.44%
12-07			
Polling	1724	0	0.00%
Early	1724	339	19.66%
Provisional	1724	0	0.00%
Total	1724	339	19.66%
Total			
Polling	12643	0	0.00%
Early	12643	3338	26.40%
Provisional	12643	0	0.00%
Total	12643	3338	26.40%

Statement of Votes Cast  
 110308pimaconsolidated  
 SOVC For TOWN OF SAHUARITA, All Counters, All Races

Date:03/09/11  
 Time:15:17:51  
 Page:2 of 4

TOWN OF SAHUARITA COUNCIL									
	Reg. Voters	Vote For	Times Counted	Total Votes	Times Blank Voted	Times Over Voted	Number Of Under Votes	BECK, ROBERT	
Jurisdiction Wide									
12-01									
Polling	672	4	0	0	0	0	0	0	-
Early	672	4	197	677	1	0	107	62	9.16%
Provisional	672	4	0	0	0	0	0	0	-
Total	672	12	197	677	1	0	107	62	9.16%
12-02									
Polling	2813	4	0	0	0	0	0	0	-
Early	2813	4	1280	3829	6	1	1263	201	5.25%
Provisional	2813	4	0	0	0	0	0	0	-
Total	2813	12	1280	3829	6	1	1263	201	5.25%
12-03									
Polling	2634	4	0	0	0	0	0	0	-
Early	2634	4	450	1512	0	0	288	177	11.71%
Provisional	2634	4	0	0	0	0	0	0	-
Total	2634	12	450	1512	0	0	288	177	11.71%
12-04									
Polling	343	4	0	0	0	0	0	0	-
Early	343	4	178	625	2	0	79	43	6.88%
Provisional	343	4	0	0	0	0	0	0	-
Total	343	12	178	625	2	0	79	43	6.88%
12-05									
Polling	3708	4	0	0	0	0	0	0	-
Early	3708	4	681	2129	0	1	591	222	10.43%
Provisional	3708	4	0	0	0	0	0	0	-
Total	3708	12	681	2129	0	1	591	222	10.43%
12-06									
Polling	749	4	0	0	0	0	0	0	-
Early	749	4	213	721	0	0	131	48	6.66%
Provisional	749	4	0	0	0	0	0	0	-
Total	749	12	213	721	0	0	131	48	6.66%
12-07									
Polling	1724	4	0	0	0	0	0	0	-
Early	1724	4	339	1076	3	1	264	85	7.90%
Provisional	1724	4	0	0	0	0	0	0	-
Total	1724	12	339	1076	3	1	264	85	7.90%
Total									
Polling	12643	28	0	0	0	0	0	0	-
Early	12643	28	3338	10569	12	3	2723	838	7.93%
Provisional	12643	28	0	0	0	0	0	0	-
Total	12643	84	3338	10569	12	3	2723	838	7.93%

Statement of Votes Cast  
 110308pimaconsolidated  
 SOVC For TOWN OF SAHUARITA, All Counters, All Races

Date:03/09/11  
 Time:15:17:51  
 Page:3 of 4

TOWN OF SAHUARITA COUNCIL											
		BRACCO, BILL		CONKLIN, PHIL		GIFFORD, DAVID		MATTHEWS, JOSHUA		OLDHAM, CHARLES E.	
Jurisdiction Wide											
12-01											
Polling		0	-	0	-	0	-	0	-	0	-
Early		64	9.45%	96	14.18%	48	7.09%	43	6.35%	128	18.91%
Provisional		0	-	0	-	0	-	0	-	0	-
Total		64	9.45%	96	14.18%	48	7.09%	43	6.35%	128	18.91%
12-02											
Polling		0	-	0	-	0	-	0	-	0	-
Early		358	9.35%	1067	27.87%	200	5.22%	202	5.28%	427	11.15%
Provisional		0	-	0	-	0	-	0	-	0	-
Total		358	9.35%	1067	27.87%	200	5.22%	202	5.28%	427	11.15%
12-03											
Polling		0	-	0	-	0	-	0	-	0	-
Early		190	12.57%	147	9.72%	131	8.66%	134	8.86%	193	12.76%
Provisional		0	-	0	-	0	-	0	-	0	-
Total		190	12.57%	147	9.72%	131	8.66%	134	8.86%	193	12.76%
12-04											
Polling		0	-	0	-	0	-	0	-	0	-
Early		79	12.64%	87	13.92%	71	11.36%	53	8.48%	95	15.20%
Provisional		0	-	0	-	0	-	0	-	0	-
Total		79	12.64%	87	13.92%	71	11.36%	53	8.48%	95	15.20%
12-05											
Polling		0	-	0	-	0	-	0	-	0	-
Early		289	13.57%	181	8.50%	207	9.72%	320	15.03%	212	9.96%
Provisional		0	-	0	-	0	-	0	-	0	-
Total		289	13.57%	181	8.50%	207	9.72%	320	15.03%	212	9.96%
12-06											
Polling		0	-	0	-	0	-	0	-	0	-
Early		75	10.40%	98	13.59%	61	8.46%	76	10.54%	135	18.72%
Provisional		0	-	0	-	0	-	0	-	0	-
Total		75	10.40%	98	13.59%	61	8.46%	76	10.54%	135	18.72%
12-07											
Polling		0	-	0	-	0	-	0	-	0	-
Early		146	13.57%	120	11.15%	94	8.74%	85	7.90%	139	12.92%
Provisional		0	-	0	-	0	-	0	-	0	-
Total		146	13.57%	120	11.15%	94	8.74%	85	7.90%	139	12.92%
Total											
Polling		0	-	0	-	0	-	0	-	0	-
Early		1201	11.36%	1796	16.99%	812	7.68%	913	8.64%	1329	12.57%
Provisional		0	-	0	-	0	-	0	-	0	-
Total		1201	11.36%	1796	16.99%	812	7.68%	913	8.64%	1329	12.57%

Statement of Votes Cast  
 110308pimaconsolidated  
 SOVC For TOWN OF SAHUARITA, All Counters, All Races

Date:03/09/11  
 Time:15:17:51  
 Page:4 of 4

	TOWN OF SAHUARITA COUNCIL					
	SKELTON, LYNNE		SMITH, MELISSA L.		Write-In Votes	
Jurisdiction Wide						
12-01						
Polling	0	-	0	-	0	-
Early	134	19.79%	100	14.77%	2	0.30%
Provisional	0	-	0	-	0	-
Total	134	19.79%	100	14.77%	2	0.30%
12-02						
Polling	0	-	0	-	0	-
Early	859	22.43%	505	13.19%	10	0.26%
Provisional	0	-	0	-	0	-
Total	859	22.43%	505	13.19%	10	0.26%
12-03						
Polling	0	-	0	-	0	-
Early	280	18.52%	259	17.13%	1	0.07%
Provisional	0	-	0	-	0	-
Total	280	18.52%	259	17.13%	1	0.07%
12-04						
Polling	0	-	0	-	0	-
Early	104	16.64%	89	14.24%	4	0.64%
Provisional	0	-	0	-	0	-
Total	104	16.64%	89	14.24%	4	0.64%
12-05						
Polling	0	-	0	-	0	-
Early	382	17.94%	312	14.65%	4	0.19%
Provisional	0	-	0	-	0	-
Total	382	17.94%	312	14.65%	4	0.19%
12-06						
Polling	0	-	0	-	0	-
Early	130	18.03%	96	13.31%	2	0.28%
Provisional	0	-	0	-	0	-
Total	130	18.03%	96	13.31%	2	0.28%
12-07						
Polling	0	-	0	-	0	-
Early	218	20.26%	188	17.47%	1	0.09%
Provisional	0	-	0	-	0	-
Total	218	20.26%	188	17.47%	1	0.09%
Total						
Polling	0	-	0	-	0	-
Early	2107	19.94%	1549	14.66%	24	0.23%
Provisional	0	-	0	-	0	-
Total	2107	19.94%	1549	14.66%	24	0.23%