



PIMA COUNTY
OFFICIAL
CANVASS

PRESIDENTIAL
PREFERENCE
ELECTION

MARCH 22, 2016

PIMA COUNTY ELECTIONS DEPARTMENT
6550 S. COUNTRY CLUB ROAD
TUCSON, AZ 85756
TEL. 520-724-6830



ELECTIONS DEPARTMENT

PIMA COUNTY GOVERNMENT

6550 S. COUNTRY CLUB ROAD, TUCSON, AZ 85756

(520) 724-6830 FAX (520) 724-6870

March 30, 2016

In accordance with Arizona Revised Statutes, Title 16, I hereby certify the enclosed tabulation is a full, true and correct copy of the returns of the Presidential Preference Election held pursuant to the Arizona Constitution and Arizona Revised Statutes, Title 16, in Pima County, Arizona on March 22, 2016. This tabulation includes all polling, mail, early and verified provisional ballots cast at said election.

Respectfully submitted,

A handwritten signature in black ink that reads "Brad R. Nelson". The signature is written in a cursive style with a large, prominent "R" and "N".

Brad R. Nelson, Director
Pima County Elections

**CANVASS INFORMATION
PRESIDENTIAL PREFERENCE ELECTION
MARCH 22, 2016**

EARLY BALLOTS PROCESSED

159156 Ballots Processed
159143 Ballots Counted

PROVISIONAL BALLOTS PROCESSED

8376 Ballots Received
5658 Ballots Verified
5652 Ballots Counted
6 Envelopes Verified with no ballot in Envelope
0 Rejected
2718 Ballots Unverified and Uncounted

CONDITIONAL BALLOTS PROCESSED

95 Ballots Received
26 Ballots Verified and Counted
69 Ballots Unverified and Uncounted



ELECTIONS DEPARTMENT

PIMA COUNTY GOVERNMENT
6550 S. COUNTRY CLUB ROAD, TUCSON, AZ 85756
(520) 724-6830 FAX (520) 724-6870

February 12, 2016

The Honorable Michele Reagan
Secretary of State
State Capitol - West Wing
1700 W. Washington
Phoenix, AZ 85007

Dear Secretary Reagan:

Pursuant to A.R.S. 16-445, the Pima County Elections Department, is filing a backup of the EVS Software and Database that is going to be used on the March 22, 2016 Presidential Preference Election:

If you have any questions, feel free to contact me at (520) 724-6830.

Sincerely,

A handwritten signature in black ink that reads "Brad R. Nelson". The signature is written in a cursive style with a large, stylized "R".

Brad R. Nelson, Director
Pima County Division of Elections

ADDITIONAL REPORTING FORMS

Equipment, Software, Firmware, and Hash Code Certification Statement

I, Brad R. Nelson certify by affixing my signature to this document that all election equipment and firmware, as well as all election management system software to be used in the PPE Election to be held on March 22, 2016 IN Pima County has been certified for use by the Arizona Secretary of State and that I have compared the hash code on file with the National Institute of Science and Technology (NIST) or the Arizona Secretary of State's Office to the hash code of the election management system software to be used in this election and certify that the numbers are identical. The following is a list of the equipment, firmware, and election management system software to be used in the aforementioned election:

VOTING UNITS


Manufacturer	Model	Firmware Version
<u>Diebold Elections Systems Inc.</u>	<u>AVTSx 4.6.4.103 w/AVPM</u>	<u>BLR7-1.2.1 / WCER7-410.2.1</u>
<u> </u>	<u> </u>	<u> </u>
<u> </u>	<u> </u>	<u> </u>

CENTRAL COUNT UNITS

Manufacturer	Model	Firmware Version
<u>Election Systems & Software</u>	<u>DS850 Version 1.0</u>	<u>2.10.0.0</u>
<u> </u>	<u> </u>	<u> </u>
<u> </u>	<u> </u>	<u> </u>

ELECTION MANAGEMENT SOFTWARE

Manufacturer	Product Name	Version
<u>Election Systems & Software</u>	<u>Elections Systems & Software Voting System</u>	<u>5.2.0.0</u>
<u> </u>	<u> </u>	<u> </u>
<u> </u>	<u> </u>	<u> </u>




Officer in Charge of Elections Signature

2-12-16

Date

State of Arizona

DEPARTMENT OF STATE
Office of the Secretary of State



Certificate of Accuracy

2016 Presidential Preference Election Optical Voting Equipment Test

Test Date: Tuesday, 02/23/2016

We, the undersigned, do hereby certify that a Logic and Accuracy Test was conducted in Tucson, Pima County by the Secretary of State for the above named election in accordance with Arizona Statute 16-449. Furthermore, we attest that the count produced by the equipment and programs used in the test correctly matched the pre-audited report of votes provided by the Secretary of State.


Signature	Date	Party or Agency
<u>Barbara Tellman</u>	<u>2/23/16</u>	<u>Democratic BJT 3/8/16</u>
<u>Dwight L. Rowland</u>	<u>2/23/16</u>	<u>GOP DHF 3/8/16</u>
<u>Sean T. Lion</u>	<u>2/23/16</u>	<u>DEMOCRATIC PARTY</u>
<u>[Signature]</u>	<u>2/23/16</u>	<u>GOP RL 3/8/16</u>
<u>Janine M. Petty</u>	<u>2/23/16</u>	<u>SOS JP 3/8/16</u>

*update 3/8/16 Retest

*DS860 #3 not certified by this test. All machines passed L&A. j

State of Arizona

DEPARTMENT OF STATE
Office of the Secretary of State



Certificate of Accuracy

2016 PPE Pima Post-Test Optical Voting Equipment Test

Test Date: Wednesday, 03/30/2016

We, the undersigned, do hereby certify that a Logic and Accuracy Test was conducted in Tucson, Pima County by the Secretary of State for the above named election in accordance with Arizona Statute 16-449. Furthermore, we attest that the count produced by the equipment and programs used in the test correctly matched the pre-audited report of votes provided by the Secretary of State.

Signature	Date	Party or Agency
<u>Barbara Teelman</u>	<u>3-30-16</u>	<u>Democratic Party</u>
<u>Janeill O'Hea</u>	<u>3-30-16</u>	<u>SOS</u>
<u>B. Schab</u>	<u>3-30-16</u>	<u>GOP</u>
<u>W. P. [Signature]</u>	<u>3-30-16</u>	<u>S.O.S.</u>
<u>John [Signature]</u>	<u>3-30-16</u>	<u>S.O.S.</u>

**POLITICAL PARTY TEST
CERTIFICATION FORM**

TSX MACHINES, AND CENTRAL COUNT TEST

We the undersigned do hereby certify that a Test was held for the

**March 22, 2016 Presidential Preference Election
on the**

4 day of March, 2016 at 8:30
(day) (Month) (Year) (Time)

**and that the EVS System's precinct and
summary report match the printouts and the pre-audit reports.**

Barbara Tellman

Member's Signature

Member's Signature

David H. Farnsworth

Member's Signature

Member's Signature

[Signature]

Member's Signature

Member's Signature

**POLITICAL PARTY TEST
CERTIFICATION FORM**

**ELECTION LOGIC AND ACCURACY
POST TEST**

We the undersigned do hereby certify that a Logic and Accuracy Test was held for the

March 22, 2016 Presidential Preference Election

on the

29 day of March, 2016 at 3:56pm
(day) (Month) (Year) (Time)

and that EVS System's central count summary report matches the pre-audited results.

Prepared pursuant to A.R.S. § 16-445.

Barbara Teelman

Member's Signature

A. Schutte

Member's Signature

Member's Signature

Tom [Signature]

Member's Signature

[Signature]

Member's Signature

Member's Signature

POLLING PLACES
USED FOR THE
MARCH 22, 2016
PRESIDENTIAL
PREFERENCE
ELECTION

Official Polling Place List

3/14/2016 4:50:47 PM

Presidential Preference Election

March 22, 2016

VA 001 - PCTS 006
TOWN OF MARANA PARKS & RECREATION
DEPARTMENT
BOARD ROOM
13251 N LON ADAMS ROAD

VA 002 - PCTS 012/013
ORO VALLEY CHURCH OF THE NAZARENE

FELLOWSHIP HALL
500 W CALLE CONCORDIA

VA 002 - PCTS 012/013
ORO VALLEY CHURCH OF THE NAZARENE

FELLOWSHIP HALL
500 W CALLE CONCORDIA

VA 003 - PCTS 014/035/223
WHEELER TAFT ABBETT, SR. BRANCH LIBRARY

MEETING ROOM
7800 N SCHISLER DRIVE

VA 003 - PCTS 014/035/223
WHEELER TAFT ABBETT, SR. BRANCH LIBRARY

MEETING ROOM
7800 N SCHISLER DRIVE

VA 003 - PCTS 014/035/223
WHEELER TAFT ABBETT, SR. BRANCH LIBRARY

MEETING ROOM
7800 N SCHISLER DRIVE

VA 004 - PCTS 024/188
VISTA DE LA MONTANA UNITED METHODIST
CHURCH
EDUCATION BUILDING, ROOM 1
3001 E MIRA VISTA LANE, NORTH OF WILDS ROAD

VA 004 - PCTS 024/188
VISTA DE LA MONTANA UNITED METHODIST
CHURCH
EDUCATION BUILDING, ROOM 1
3001 E MIRA VISTA LANE, NORTH OF WILDS ROAD

VA 005 - PCTS 040
COUNTRYSIDE COMMUNITY CLUB

RECREATION ROOM
9151 N BALD EAGLE AVENUE

VA 006 - PCTS 077/173/212
ORO VALLEY PUBLIC LIBRARY

CONFERENCE MEETING ROOM
1305 W NARANJA DRIVE

VA 006 - PCTS 077/173/212
ORO VALLEY PUBLIC LIBRARY

CONFERENCE MEETING ROOM
1305 W NARANJA DRIVE

VA 006 - PCTS 077/173/212
ORO VALLEY PUBLIC LIBRARY

CONFERENCE MEETING ROOM
1305 W NARANJA DRIVE

VA 007 - PCTS 104
REDEEMER EVANGELICAL LUTHERAN CHURCH &
SCHOOL
MINISTRY CENTER
8845 N SILVERBELL ROAD

VA 008 - PCTS 115/242
SUNFLOWER VILLAGE CENTER

FIESTA ROOM
9401 N SUNFLOWER PARK DRIVE

VA 008 - PCTS 115/242
SUNFLOWER VILLAGE CENTER

FIESTA ROOM
9401 N SUNFLOWER PARK DRIVE

VA 009 - PCTS 127
HERITAGE HIGHLANDS COUNTRY CLUB

CATALINA ROOM
4949 W HERITAGE CLUB BOULEVARD

VA 010 - PCTS 145
SUN CITY ORO VALLEY -CATALINA VISTA

MT. LEMMON ROOM
14055 N DEL WEBB BOULEVARD

VA 011 - PCTS 169/172
THE CHURCH OF JESUS CHRIST OF LATTER DAY
SAINTS
CULTURAL HALL
55 W ARROWSMITH DRIVE

VA 011 - PCTS 169/172
THE CHURCH OF JESUS CHRIST OF LATTER DAY
SAINTS
CULTURAL HALL
55 W ARROWSMITH DRIVE

VA 012 - PCTS 184/194/200
CANYON DEL ORO ASSEMBLY OF GOD

FOYER
2950 W LAMBERT LANE

VA 012 - PCTS 184/194/200
CANYON DEL ORO ASSEMBLY OF GOD

FOYER
2950 W LAMBERT LANE

VA 012 - PCTS 184/194/200
CANYON DEL ORO ASSEMBLY OF GOD

FOYER
2950 W LAMBERT LANE

VA 013 - PCTS 216
RESURRECTION LUTHERAN CHURCH

OUTREACH CENTER, SUNDAY SCHOOL ROOM
11575 N 1ST AVENUE

VA 014 - PCTS 011
AMERICAN LEGION POST 109

DINING ROOM
15921 S HOUGHTON ROAD

VA 015 - PCTS 134/146
BEAUTIFUL SAVIOR LUTHERAN CHURCH

FELLOWSHIP HALL
7570 N THORNYDALE ROAD

VA 015 - PCTS 134/146
BEAUTIFUL SAVIOR LUTHERAN CHURCH

FELLOWSHIP HALL
7570 N THORNYDALE ROAD

VA 016 - PCTS 039/046/197
BETHEL BAPTIST CHURCH

FELLOWSHIP HALL
11040 E ESCALANTE ROAD

VA 016 - PCTS 039/046/197
BETHEL BAPTIST CHURCH

FELLOWSHIP HALL
11040 E ESCALANTE ROAD

VA 017 - PCTS 094/096
CENTRAL CHURCH OF THE NAZARENE

FELLOWSHIP HALL
404 S COLUMBUS BOULEVARD

VA 018 - PCTS 148/219/226
CHRIST THE KING EPISCOPAL CHURCH

LIBRARY
2800 W INA ROAD

VA 020 - PCTS 083/147/209
CORNERSTONE BAPTIST CHURCH

FELLOWSHIP HALL
18280 S LA CANADA DRIVE

VA 021 - PCTS 131/181
MOUNT OLIVE LUTHERAN CHURCH

FELLOWSHIP HALL
2005 S HOUGHTON ROAD

VA 022 - PCTS 015/079/081/185
CORTARO VISTA COMMUNITY CHURCH

CELEBRATION CENTER
8600 N CAMINO DE OESTE

VA 023 - PCTS 123/124/156
D.A.V. CACTUS CHAPTER #2

BINGO HALL
3455 S WILMOT ROAD

VA 024 - PCTS 049/095/176
DESERT SKY MIDDLE SCHOOL

GYM FOYER
9850 E RANKIN LOOP

VA 025 - PCTS 141/207
CASA PALOMA I RECREATION CENTER

RECREATION ROOM
400 N CIRCULO DEL PALADIN

VA 027 - PCTS 105/113
EASTSIDE ASSEMBLY OF GOD CHURCH

ACTIVITY CENTER
1930 S WILMOT ROAD

VA 016 - PCTS 039/046/197
BETHEL BAPTIST CHURCH

FELLOWSHIP HALL
11040 E ESCALANTE ROAD

VA 018 - PCTS 148/219/226
CHRIST THE KING EPISCOPAL CHURCH

LIBRARY
2800 W INA ROAD

VA 019 - PCTS 133/177
CLEMENTS REGIONAL CENTER

MULTIPURPOSE ROOM
8155 E POINCIANA DRIVE

VA 020 - PCTS 083/147/209
CORNERSTONE BAPTIST CHURCH

FELLOWSHIP HALL
18280 S LA CANADA DRIVE

VA 021 - PCTS 131/181
MOUNT OLIVE LUTHERAN CHURCH

FELLOWSHIP HALL
2005 S HOUGHTON ROAD

VA 022 - PCTS 015/079/081/185
CORTARO VISTA COMMUNITY CHURCH

CELEBRATION CENTER
8600 N CAMINO DE OESTE

VA 023 - PCTS 123/124/156
D.A.V. CACTUS CHAPTER #2

BINGO HALL
3455 S WILMOT ROAD

VA 024 - PCTS 049/095/176
DESERT SKY MIDDLE SCHOOL

GYM FOYER
9850 E RANKIN LOOP

VA 025 - PCTS 141/207
CASA PALOMA I RECREATION CENTER

RECREATION ROOM
400 N CIRCULO DEL PALADIN

VA 027 - PCTS 105/113
EASTSIDE ASSEMBLY OF GOD CHURCH

ACTIVITY CENTER
1930 S WILMOT ROAD

VA 017 - PCTS 094/096
CENTRAL CHURCH OF THE NAZARENE

FELLOWSHIP HALL
404 S COLUMBUS BOULEVARD

VA 018 - PCTS 148/219/226
CHRIST THE KING EPISCOPAL CHURCH

LIBRARY
2800 W INA ROAD

VA 019 - PCTS 133/177
CLEMENTS REGIONAL CENTER

MULTIPURPOSE ROOM
8155 E POINCIANA DRIVE

VA 020 - PCTS 083/147/209
CORNERSTONE BAPTIST CHURCH

FELLOWSHIP HALL
18280 S LA CANADA DRIVE

VA 022 - PCTS 015/079/081/185
CORTARO VISTA COMMUNITY CHURCH

CELEBRATION CENTER
8600 N CAMINO DE OESTE

VA 022 - PCTS 015/079/081/185
CORTARO VISTA COMMUNITY CHURCH

CELEBRATION CENTER
8600 N CAMINO DE OESTE

VA 023 - PCTS 123/124/156
D.A.V. CACTUS CHAPTER #2

BINGO HALL
3455 S WILMOT ROAD

VA 024 - PCTS 049/095/176
DESERT SKY MIDDLE SCHOOL

GYM FOYER
9850 E RANKIN LOOP

VA 026 - PCTS 128
EAST TUCSON BAPTIST CHURCH

FELLOWSHIP HALL
9100 E SPEEDWAY BOULEVARD

VA 028 - PCTS 098
ECKSTROM-COLUMBUS LIBRARY

MEETING ROOM
4350 E 22ND STREET

VA 029 - PCTS 121/174
EL CAMINO BAPTIST CHURCH

D BUILDING
7777 E SPEEDWAY BOULEVARD

VA 029 - PCTS 121/174
EL CAMINO BAPTIST CHURCH

D BUILDING
7777 E SPEEDWAY BOULEVARD

VA 030 - PCTS 031/032
ELLIE TOWNE FLOWING WELLS COMMUNITY
CENTER
MULTIPURPOSE ROOM 2
1660 W RUTHRAUFF ROAD

VA 030 - PCTS 031/032
ELLIE TOWNE FLOWING WELLS COMMUNITY
CENTER
MULTIPURPOSE ROOM 2
1660 W RUTHRAUFF ROAD

VA 031 - PCTS 218/224
EMPIRE HIGH SCHOOL

LIBRARY
10701 E MARY ANN CLEVELAND WAY

VA 031 - PCTS 218/224
EMPIRE HIGH SCHOOL

LIBRARY
10701 E MARY ANN CLEVELAND WAY

VA 032 - PCTS 112/163
ESPERERO CANYON MIDDLE SCHOOL

FRONT ROOM
5801 N SABINO CANYON ROAD

VA 032 - PCTS 112/163
ESPERERO CANYON MIDDLE SCHOOL

FRONT ROOM
5801 N SABINO CANYON ROAD

VA 033 - PCTS 034/036/038
FLOWING WELLS ASSEMBLY OF GOD CHURCH

FELLOWSHIP HALL
3198 N FLOWING WELLS ROAD

VA 033 - PCTS 034/036/038
FLOWING WELLS ASSEMBLY OF GOD CHURCH

FELLOWSHIP HALL
3198 N FLOWING WELLS ROAD

VA 033 - PCTS 034/036/038
FLOWING WELLS ASSEMBLY OF GOD CHURCH

FELLOWSHIP HALL
3198 N FLOWING WELLS ROAD

VA 034 - PCTS 142/191/201
FOOTHILLS COMMUNITY CHURCH

FELLOWSHIP CENTER
3301 W OVERTON ROAD

VA 034 - PCTS 142/191/201
FOOTHILLS COMMUNITY CHURCH

FELLOWSHIP CENTER
3301 W OVERTON ROAD

VA 034 - PCTS 142/191/201
FOOTHILLS COMMUNITY CHURCH

FELLOWSHIP CENTER
3301 W OVERTON ROAD

VA 035 - PCTS 073
GRACE ST. PAUL'S EPISCOPAL CHURCH

MCBRIDE HALL
2331 E ADAMS STREET

VA 036 - PCTS 063/078/082
HIMMEL PARK BRANCH LIBRARY

MEETING ROOM
1035 N TREAT AVENUE

VA 036 - PCTS 063/078/082
HIMMEL PARK BRANCH LIBRARY

MEETING ROOM
1035 N TREAT AVENUE

VA 036 - PCTS 063/078/082
HIMMEL PARK BRANCH LIBRARY

MEETING ROOM
1035 N TREAT AVENUE

VA 037 - PCTS 132/183
IMMANUEL PRESBYTERIAN CHURCH

COYOTE/ROADRUNNER ROOM
9252 E 22ND STREET

VA 037 - PCTS 132/183
IMMANUEL PRESBYTERIAN CHURCH

COYOTE/ROADRUNNER ROOM
9252 E 22ND STREET

VA 038 - PCTS 126/178/199
KIRK-BEAR CANYON LIBRARY

MEETING ROOM
8959 E TANQUE VERDE ROAD

VA 038 - PCTS 126/178/199
KIRK-BEAR CANYON LIBRARY

MEETING ROOM
8959 E TANQUE VERDE ROAD

VA 038 - PCTS 126/178/199
KIRK-BEAR CANYON LIBRARY

MEETING ROOM
8959 E TANQUE VERDE ROAD

VA 039 - PCTS 089/099
LIGHTHOUSE - CITY YMCA

MULTIPURPOSE ROOM
2900 N COLUMBUS BOULEVARD

VA 039 - PCTS 089/099
LIGHTHOUSE - CITY YMCA

MULTIPURPOSE ROOM
2900 N COLUMBUS BOULEVARD

VA 040 - PCTS 091
LIVING FAITH CHRISTIAN CENTER

FELLOWSHIP HALL
4108 E NORTH STREET

VA 041 - PCTS 119/120/122
22ND STREET BAPTIST CHURCH

FELLOWSHIP HALL
6620 E 22ND STREET

VA 041 - PCTS 119/120/122
22ND STREET BAPTIST CHURCH

FELLOWSHIP HALL
6620 E 22ND STREET

VA 041 - PCTS 119/120/122
22ND STREET BAPTIST CHURCH

FELLOWSHIP HALL
6620 E 22ND STREET

VA 042 - PCTS 239
LUTHERAN CHURCH OF THE FOOTHILLS

ACTIVITIES ROOM
5102 N CRAYCROFT ROAD

VA 043 - PCTS 153
FAITH CHRISTIAN FELLOWSHIP

FOYER
3141 W IRONWOOD HILLS DRIVE

VA 044 - PCTS 057/164/237
MONTE VISTA CHRISTIAN UNION CHURCH

FELLOWSHIP HALL
1140 E ROGER ROAD

VA 046 - PCTS 166
MOUNTAIN AVENUE CHURCH OF CHRIST

FOYER
2848 N MOUNTAIN AVENUE

VA 048 - PCTS 109/198/221
OCOTILLO RIDGE ELEMENTARY SCHOOL

LIBRARY
10170 S WHITE LIGHTNING LANE

VA 049 - PCTS 056/210/211
ORANGE GROVE MIDDLE SCHOOL

MULTIPURPOSE ROOM
1911 E ORANGE GROVE ROAD

VA 051 - PCTS 069/129
PANTANO BAPTIST CHURCH

FELLOWSHIP HALL
225 S PANTANO ROAD

VA 053 - PCTS 084
QUAIL CREEK MADERA CLUBHOUSE

CRYSTAL BALLROOM #3
2055 E QUAIL CROSSING BOULEVARD

VA 054 - PCTS 125/171/241
SABINO ROAD BAPTIST CHURCH

FELLOWSHIP BUILDING
2710 N SABINO CANYON ROAD

VA 057 - PCTS 140/231
SANTA CRUZ VALLEY UNITED METHODIST CHURCH

SANCTUARY
70 E SAHUARITA ROAD

VA 058 - PCTS 187/202
SHEPHERD OF THE HILLS LUTHERAN CHURCH

FELLOWSHIP HALL
8799 N NORTHERN AVENUE

VA 044 - PCTS 057/164/237
MONTE VISTA CHRISTIAN UNION CHURCH

FELLOWSHIP HALL
1140 E ROGER ROAD

VA 045 - PCTS 009/118
MORRIS K UDALL RECREATION CENTER

MAIN BUILDING MEETING ROOMS 1,2,3
7200 E TANQUE VERDE ROAD

VA 047 - PCTS 130
NEW SPIRIT LUTHERAN CHURCH

FELLOWSHIP HALL
8701 E OLD SPANISH TRAIL

VA 048 - PCTS 109/198/221
OCOTILLO RIDGE ELEMENTARY SCHOOL

LIBRARY
10170 S WHITE LIGHTNING LANE

VA 049 - PCTS 056/210/211
ORANGE GROVE MIDDLE SCHOOL

MULTIPURPOSE ROOM
1911 E ORANGE GROVE ROAD

VA 051 - PCTS 069/129
PANTANO BAPTIST CHURCH

FELLOWSHIP HALL
225 S PANTANO ROAD

VA 054 - PCTS 125/171/241
SABINO ROAD BAPTIST CHURCH

FELLOWSHIP BUILDING
2710 N SABINO CANYON ROAD

VA 055 - PCTS 182
SAGUARO CANYON EVANGELICAL FREE CHURCH

SANCTUARY
10111 E OLD SPANISH TRAIL

VA 057 - PCTS 140/231
SANTA CRUZ VALLEY UNITED METHODIST CHURCH

SANCTUARY
70 E SAHUARITA ROAD

VA 059 - PCTS 072/075
SOUTHERN AZ ASSOCIATION FOR THE VISUALLY
IMPAIRED
ROMANOSKI ROOM
3767 E GRANT ROAD

VA 044 - PCTS 057/164/237
MONTE VISTA CHRISTIAN UNION CHURCH

FELLOWSHIP HALL
1140 E ROGER ROAD

VA 045 - PCTS 009/118
MORRIS K UDALL RECREATION CENTER

MAIN BUILDING MEETING ROOMS 1,2,3
7200 E TANQUE VERDE ROAD

VA 048 - PCTS 109/198/221
OCOTILLO RIDGE ELEMENTARY SCHOOL

LIBRARY
10170 S WHITE LIGHTNING LANE

VA 049 - PCTS 056/210/211
ORANGE GROVE MIDDLE SCHOOL

MULTIPURPOSE ROOM
1911 E ORANGE GROVE ROAD

VA 050 - PCTS 225
ORANGE GROVE MOBILE ESTATES

CLUBHOUSE
3635 W MANGO DRIVE

VA 052 - PCTS 086
PASSION CHURCH

FELLOWSHIP HALL
1212 S PALO VERDE AVENUE

VA 054 - PCTS 125/171/241
SABINO ROAD BAPTIST CHURCH

FELLOWSHIP BUILDING
2710 N SABINO CANYON ROAD

VA 056 - PCTS 227
SAHUARITA TOWN HALL

TOWN COUNCIL CHAMBERS
375 W SAHUARITA CENTER WAY

VA 058 - PCTS 187/202
SHEPHERD OF THE HILLS LUTHERAN CHURCH

FELLOWSHIP HALL
8799 N NORTHERN AVENUE

VA 059 - PCTS 072/075
SOUTHERN AZ ASSOCIATION FOR THE VISUALLY
IMPAIRED
ROMANOSKI ROOM
3767 E GRANT ROAD

VA 060 - PCTS 058/154
ST. DEMETRIOS GREEK ORTHODOX CHURCH

HELLENIC CENTER
1145 E FORT LOWELL ROAD

VA 061 - PCTS 067/068/167
ST. FRANCES CABRINI CHURCH

ROOM #5, EDUCATION BUILDING
3201 E PRESIDIO ROAD

VA 062 - PCTS 111/117
ST. JOSEPH'S ROMAN CATHOLIC CHURCH

BUILDING #2, ST. FRANCIS ROOM
215 S CRAYCROFT ROAD

VA 064 - PCTS 029/162
ST. ODILIA CATHOLIC CHURCH

PARISH HALL
7570 N PASEO DEL NORTE

VA 066 - PCTS 088/158/238
ST. THOMAS THE APOSTLE CATHOLIC CHURCH

O'LEARY HALL
5150 N VALLEY VIEW ROAD

VA 067 - PCTS 100/106/107
STREAMS IN THE DESERT LUTHERAN CHURCH

FELLOWSHIP HALL
5360 E PIMA STREET

VA 068 - PCTS 229
SYCAMORE ELEMENTARY SCHOOL

LIBRARY
16701 S HOUGHTON ROAD

VA 070 - PCTS 180/192
THE CHURCH OF JESUS CHRIST OF LATTER DAY
SAINTS
CULTURAL HALL
700 N BONANZA AVENUE

VA 071 - PCTS 220
REAL LIFE CHRISTIAN FELLOWSHIP CHURCH

CHURCH / LOBBY
3352 N HOUGHTON ROAD

VA 073 - PCTS 103/108/189
TUCSON WOMAN'S CLUB

ROSE ROOM
6245 E BELLEVUE STREET

VA 060 - PCTS 058/154
ST. DEMETRIOS GREEK ORTHODOX CHURCH

HELLENIC CENTER
1145 E FORT LOWELL ROAD

VA 061 - PCTS 067/068/167
ST. FRANCES CABRINI CHURCH

ROOM #5, EDUCATION BUILDING
3201 E PRESIDIO ROAD

VA 063 - PCTS 080/093
ST. MARK'S PRESBYTERIAN CHURCH

KNOX ROOM
3809 E 3RD STREET

VA 064 - PCTS 029/162
ST. ODILIA CATHOLIC CHURCH

PARISH HALL
7570 N PASEO DEL NORTE

VA 066 - PCTS 088/158/238
ST. THOMAS THE APOSTLE CATHOLIC CHURCH

O'LEARY HALL
5150 N VALLEY VIEW ROAD

VA 067 - PCTS 100/106/107
STREAMS IN THE DESERT LUTHERAN CHURCH

FELLOWSHIP HALL
5360 E PIMA STREET

VA 069 - PCTS 179/243
TANQUE VERDE BAPTIST CHURCH

FELLOWSHIP HALL DOWNSTAIRS
2200 N TANQUE VERDE LOOP ROAD

VA 070 - PCTS 180/192
THE CHURCH OF JESUS CHRIST OF LATTER DAY
SAINTS
CULTURAL HALL
700 N BONANZA AVENUE

VA 072 - PCTS 030/149
FOUNTAINS AT LA CHOLLA

KACHINA ROOM
2001 W RUDASILL ROAD

VA 073 - PCTS 103/108/189
TUCSON WOMAN'S CLUB

ROSE ROOM
6245 E BELLEVUE STREET

VA 061 - PCTS 067/068/167
ST. FRANCES CABRINI CHURCH

ROOM #5, EDUCATION BUILDING
3201 E PRESIDIO ROAD

VA 062 - PCTS 111/117
ST. JOSEPH'S ROMAN CATHOLIC CHURCH

BUILDING #2, ST. FRANCIS ROOM
215 S CRAYCROFT ROAD

VA 063 - PCTS 080/093
ST. MARK'S PRESBYTERIAN CHURCH

KNOX ROOM
3809 E 3RD STREET

VA 065 - PCTS 116
ST. PAUL'S UNITED METHODIST CHURCH

BRUMMETT HALL
8051 E BROADWAY BOULEVARD

VA 066 - PCTS 088/158/238
ST. THOMAS THE APOSTLE CATHOLIC CHURCH

O'LEARY HALL
5150 N VALLEY VIEW ROAD

VA 067 - PCTS 100/106/107
STREAMS IN THE DESERT LUTHERAN CHURCH

FELLOWSHIP HALL
5360 E PIMA STREET

VA 069 - PCTS 179/243
TANQUE VERDE BAPTIST CHURCH

FELLOWSHIP HALL DOWNSTAIRS
2200 N TANQUE VERDE LOOP ROAD

VA 071 - PCTS 220
REAL LIFE CHRISTIAN FELLOWSHIP CHURCH

CHURCH / LOBBY
3352 N HOUGHTON ROAD

VA 072 - PCTS 030/149
FOUNTAINS AT LA CHOLLA

KACHINA ROOM
2001 W RUDASILL ROAD

VA 073 - PCTS 103/108/189
TUCSON WOMAN'S CLUB

ROSE ROOM
6245 E BELLEVUE STREET

VA 074 - PCTS 061/170/214
UNITY OF TUCSON CHURCH

FOYER
3617 N CAMINO BLANCO

VA 075 - PCTS 090/217
COTTONWOOD ELEMENTARY SCHOOL

LIBRARY
9950 E REES LOOP

VA 076 - PCTS 041/203
TUCSON MOUNTAIN BAPTIST CHURCH

ROOM 108
5757 W AJO HIGHWAY

VA 078 - PCTS 025/244
AMERICAN LEGION SAHUARO POST #68

LEGION MAIN BALLROOM
4724 S 12TH AVENUE

VA 080 - PCTS 076
BABOQUIVARI DISTRICT OFFICE

MAIN OFFICE
FEDERAL ROUTE 19 & FRESNAL CANYON ROAD

VA 082 - PCTS 016/151
CHURCH OF THE PAINTED HILLS

SANCTUARY
3295 W SPEEDWAY BOULEVARD

VA 084 - PCTS 018/037
ST. MARGARET MARY'S CHURCH

CLASSROOM #3
801 N GRANDE AVENUE

VA 085 - PCTS 044/062/143
FIRST CHRISTIAN CHURCH

CHAPEL AND PARLOR
740 E SPEEDWAY BOULEVARD

VA 086 - PCTS 020/144/245
FRED ARCHER NEIGHBORHOOD CENTER

ROOM 133
1665 S LA CHOLLA BOULEVARD

VA 087 - PCTS 064/066
GIDEON MISSIONARY BAPTIST CHURCH

FELLOWSHIP HALL
3085 S CAMPBELL AVENUE

VA 074 - PCTS 061/170/214
UNITY OF TUCSON CHURCH

FOYER
3617 N CAMINO BLANCO

VA 075 - PCTS 090/217
COTTONWOOD ELEMENTARY SCHOOL

LIBRARY
9950 E REES LOOP

VA 077 - PCTS 001
AJO FEDERATED CHURCH

SOCIAL HALL
101 W LOMITA AVENUE

VA 079 - PCTS 045/246
ARMORY PARK CENTER

QUIET ROOM
220 S 5TH AVENUE

VA 081 - PCTS 071
CHUKUT KUK DISTRICT

VAMORI COMMUNITY BUILDING
FEDERAL ROUTE 19, TOPAWA ROAD, VAMORI VILLA

VA 083 - PCTS 050/160
EL PUEBLO SENIOR CENTER

SENIOR CENTER BUILDING, MULTIPURPOSEROOM
101 W IRVINGTON ROAD

VA 084 - PCTS 018/037
ST. MARGARET MARY'S CHURCH

CLASSROOM #3
801 N GRANDE AVENUE

VA 085 - PCTS 044/062/143
FIRST CHRISTIAN CHURCH

CHAPEL AND PARLOR
740 E SPEEDWAY BOULEVARD

VA 086 - PCTS 020/144/245
FRED ARCHER NEIGHBORHOOD CENTER

ROOM 133
1665 S LA CHOLLA BOULEVARD

VA 088 - PCTS 138
GU ACHI DISTRICT

SANTA ROSA MULTIPURPOSE BUILDING
SANTA ROSA COMMUNITY

VA 074 - PCTS 061/170/214
UNITY OF TUCSON CHURCH

FOYER
3617 N CAMINO BLANCO

VA 076 - PCTS 041/203
TUCSON MOUNTAIN BAPTIST CHURCH

ROOM 108
5757 W AJO HIGHWAY

VA 078 - PCTS 025/244
AMERICAN LEGION SAHUARO POST #68

LEGION MAIN BALLROOM
4724 S 12TH AVENUE

VA 079 - PCTS 045/246
ARMORY PARK CENTER

QUIET ROOM
220 S 5TH AVENUE

VA 082 - PCTS 016/151
CHURCH OF THE PAINTED HILLS

SANCTUARY
3295 W SPEEDWAY BOULEVARD

VA 083 - PCTS 050/160
EL PUEBLO SENIOR CENTER

SENIOR CENTER BUILDING, MULTIPURPOSEROOM
101 W IRVINGTON ROAD

VA 085 - PCTS 044/062/143
FIRST CHRISTIAN CHURCH

CHAPEL AND PARLOR
740 E SPEEDWAY BOULEVARD

VA 086 - PCTS 020/144/245
FRED ARCHER NEIGHBORHOOD CENTER

ROOM 133
1665 S LA CHOLLA BOULEVARD

VA 087 - PCTS 064/066
GIDEON MISSIONARY BAPTIST CHURCH

FELLOWSHIP HALL
3085 S CAMPBELL AVENUE

VA 089 - PCTS 137
GU VO DISTRICT OFFICE COMPOUND

GU VO DISTRICT COMPOUND CONFERENCEROOM
INDIAN ROUTE 1, MILE POST 19, GU VO VILLAGE

VA 090 - PCTS 136
HICKIWAN DISTRICT

KIOHOD TONLIK KI
VAYA CHIN VILLAGE

VA 092 - PCTS 047
JOHN VALENZUELA YOUTH CENTER

CLASSROOM #2
1550 S 6TH AVENUE

VA 095 - PCTS 017/033/097
MOST HOLY TRINITY PARISH

GUADALUPE HALL
1300 N GREASEWOOD ROAD

VA 096 - PCTS 022/157
MOUNTAIN VISTA MOBILE HOME COMMUNITY

CLUB HOUSE
4545 S MISSION ROAD

VA 097 - PCTS 233/234
MT. ZION LUTHERAN CHURCH

FELLOWSHIP ROOM
4520 W AJO WAY

VA 099 - PCTS 042/043
PASCUA NEIGHBORHOOD CENTER

BUILDING #1
785 W SAHUARO STREET

VA 101 - PCTS 070/215
PICTURE ROCKS COMMUNITY CENTER

MULTIPURPOSE ROOM
5615 N SANDERS ROAD

VA 103 - PCTS 005
ROADRUNNER ELEMENTARY SCHOOL

BUILDING G
16651 W CALLE CARMELA

VA 104 - PCTS 092/161/228
ACCELERATED ELEMENTARY & SECONDARY
SCHOOLS
MULTIPURPOSE ROOM
5245 N CAMINO DE OESTE

VA 107 - PCTS 102/235
SANTA CRUZ LUTHERAN CHURCH

FELLOWSHIP HALL
6809 S CARDINAL AVENUE

VA 091 - PCTS 048/159
CLARION HOTEL & CONFERENCE CENTER

BARCELONA ROOM
4550 S PALO VERDE ROAD

VA 093 - PCTS 054
LAKEWOOD TOWNHOMES

CLUBHOUSE
4200 E BENSON HIGHWAY

VA 095 - PCTS 017/033/097
MOST HOLY TRINITY PARISH

GUADALUPE HALL
1300 N GREASEWOOD ROAD

VA 096 - PCTS 022/157
MOUNTAIN VISTA MOBILE HOME COMMUNITY

CLUB HOUSE
4545 S MISSION ROAD

VA 098 - PCTS 026/051
NEW LIFE CHURCH OF GOD

SANCTUARY
330 W NEBRASKA STREET

VA 099 - PCTS 042/043
PASCUA NEIGHBORHOOD CENTER

BUILDING #1
785 W SAHUARO STREET

VA 101 - PCTS 070/215
PICTURE ROCKS COMMUNITY CENTER

MULTIPURPOSE ROOM
5615 N SANDERS ROAD

VA 104 - PCTS 092/161/228
ACCELERATED ELEMENTARY & SECONDARY
SCHOOLS
MULTIPURPOSE ROOM
5245 N CAMINO DE OESTE

VA 105 - PCTS 236
SAN XAVIER DISTRICT
SAN XAVIER DISTRICT CENTER
2018 W SAN XAVIER ROAD

VA 107 - PCTS 102/235
SANTA CRUZ LUTHERAN CHURCH

FELLOWSHIP HALL
6809 S CARDINAL AVENUE

VA 091 - PCTS 048/159
CLARION HOTEL & CONFERENCE CENTER

BARCELONA ROOM
4550 S PALO VERDE ROAD

VA 094 - PCTS 222
MARANA HIGH SCHOOL

LIBRARY CLASSROOM
12000 W EMIGH ROAD

VA 095 - PCTS 017/033/097
MOST HOLY TRINITY PARISH

GUADALUPE HALL
1300 N GREASEWOOD ROAD

VA 097 - PCTS 233/234
MT. ZION LUTHERAN CHURCH

FELLOWSHIP ROOM
4520 W AJO WAY

VA 098 - PCTS 026/051
NEW LIFE CHURCH OF GOD

SANCTUARY
330 W NEBRASKA STREET

VA 100 - PCTS 110
PASCUA YAQUI TRIBE COUNCIL CHAMBERS

TRIBAL COUNCIL CHAMBERS
7474 S CAMINO DE OESTE

VA 102 - PCTS 135
PISINEMO DISTRICT

DISTRICT OFFICE
WEST HIGHWAY 86, ROUTE 21

VA 104 - PCTS 092/161/228
ACCELERATED ELEMENTARY & SECONDARY
SCHOOLS
MULTIPURPOSE ROOM
5245 N CAMINO DE OESTE

VA 106 - PCTS 155
SAN XAVIER MOOSE LODGE
MEETING ROOM
10600 S NOGALES HIGHWAY

VA 108 - PCTS 003
SCHUK TOAK DISTRICT OFFICE

DISTRICT OFFICE CONFERENCE ROOM
HIGHWAY 86, MILE POST 126.5

VA 109 - PCTS 004
SELLS DISTRICT OFFICE

CONFERENCE ROOM
ARIZONA HIGHWAY 86 AND MILE POST 112

VA 111 - PCTS 023/152
SOUTHWEST COMMUNITY CENTER

HALLS #2 AND #3
5950 S CARDINAL AVENUE

VA 113 - PCTS 021/101
TUCSON ESTATES

REC HALL
5900 W WESTERN WAY CIRCLE

VA 114 - PCTS 028/052/248
VALENCIA BRANCH PUBLIC LIBRARY

LARGE MEETING ROOM
202 W VALENCIA ROAD

VA 117 - PCTS 175
ZZ ALL MAIL PRECINCT

VA 123 - PCTS 027
ZZ ALL MAIL PRECINCT

VA 125 - PCTS 055/085/087/230
DOVE OF PEACE LUTHERAN CHURCH

ALL SAINTS HALL
665 W ROLLER COASTER ROAD

VA 128 - PCTS 074/193/205
DESERT HILLS SOCIAL CENTER

ROOM A
2980 S CAMINO DEL SOL

VA 134 - PCTS 114
ZZ ALL MAIL PRECINCT

VA 146 - PCTS 195
THE ACADEMY VILLAGE

ACTIVITIES ROOM (COMMUNITY CENTER)
13701 E LANGTRY LANE

VA 110 - PCTS 060/208
SERENITY BAPTIST CHURCH

WORSHIP AREA
15501 W AJO WAY

VA 111 - PCTS 023/152
SOUTHWEST COMMUNITY CENTER

HALLS #2 AND #3
5950 S CARDINAL AVENUE

VA 113 - PCTS 021/101
TUCSON ESTATES

REC HALL
5900 W WESTERN WAY CIRCLE

VA 114 - PCTS 028/052/248
VALENCIA BRANCH PUBLIC LIBRARY

LARGE MEETING ROOM
202 W VALENCIA ROAD

VA 119 - PCTS 213
ZZ ALL MAIL PRECINCT

VA 125 - PCTS 055/085/087/230
DOVE OF PEACE LUTHERAN CHURCH

ALL SAINTS HALL
665 W ROLLER COASTER ROAD

VA 125 - PCTS 055/085/087/230
DOVE OF PEACE LUTHERAN CHURCH

ALL SAINTS HALL
665 W ROLLER COASTER ROAD

VA 128 - PCTS 074/193/205
DESERT HILLS SOCIAL CENTER

ROOM A
2980 S CAMINO DEL SOL

VA 140 - PCTS 165
ZZ ALL MAIL PRECINCT

VA 148 - PCTS 206
ZZ ALL MAIL PRECINCT

VA 110 - PCTS 060/208
SERENITY BAPTIST CHURCH

WORSHIP AREA
15501 W AJO WAY

VA 112 - PCTS 053
SUNNYSIDE SCHOOL DISTRICT ADMINISTRATION
OFFICE

BOARD ROOM
2238 E GINTER ROAD

VA 114 - PCTS 028/052/248
VALENCIA BRANCH PUBLIC LIBRARY

LARGE MEETING ROOM
202 W VALENCIA ROAD

VA 116 - PCTS 150
ZZ ALL MAIL PRECINCT

VA 121 - PCTS 010
EAST SOCIAL CENTER

AUDITORIUM
7 S ABREGO DRIVE

VA 125 - PCTS 055/085/087/230
DOVE OF PEACE LUTHERAN CHURCH

ALL SAINTS HALL
665 W ROLLER COASTER ROAD

VA 127 - PCTS 065
ZZ ALL MAIL PRECINCT

VA 128 - PCTS 074/193/205
DESERT HILLS SOCIAL CENTER

ROOM A
2980 S CAMINO DEL SOL

VA 142 - PCTS 186
ZZ ALL MAIL PRECINCT

VA 152 - PCTS 232
LITTLETOWN COMMUNITY CENTER

MULTIPURPOSE ROOM
6465 S CRAYCROFT ROAD

VA 154 - PCTS 240
ZZ ALL MAIL PRECINCT

VA 155 - PCTS 002
ZZ ALL MAIL PRECINCT

VA 156 - PCTS 007
ZZ ALL MAIL PRECINCT

VA 157 - PCTS 008
ARIVACA OLD SCHOOL BUILDING

VA 158 - PCTS 019
ZZ ALL MAIL PRECINCT

VA 160 - PCTS 139
SOPORI ELEMENTARY SCHOOL

OLD SCHOOL HOUSE
17180 W 4TH ST (CORNER OF 4TH ST AND 4TH AVE)

GYMNASIUM
5000 W ARIVACA ROAD

VA 165 - PCTS 168
RANCHO RESORT

VA 166 - PCTS 059/190
DESERT DOVE CHRISTIAN CHURCH

VA 166 - PCTS 059/190
DESERT DOVE CHRISTIAN CHURCH

BALLROOM
15900 S RANCHO RESORT BOULEVARD

WORSHIP BUILDING
6163 S MIDVALE PARK ROAD

WORSHIP BUILDING
6163 S MIDVALE PARK ROAD

VA 167 - PCTS 196
ZZ ALL MAIL PRECINCT

VA 169 - PCTS 204
MCGEE RANCH SIERRITA MINING

VA 174 - PCTS 247
ZZ ALL MAIL PRECINCT

COMMUNITY BUILDING
10094 W MCGEE RANCH ROAD

ELECTION SUMMARY

E&l2a0c7c067F(s0p16.66h3b6T&a00L

Final Count
STATISTICS

Run Date:03/29/16 02:47 PM

Report EL45A

Page 001

	TOTAL VOTES	%	EARLY	POLLS	PROV
PRECINCTS COUNTED (OF 175)	0				
REGISTERED VOTERS - TOTAL	327,504				
REGISTERED VOTERS - DEMOCRATIC PARTY	178,307	54.44			
REGISTERED VOTERS - REPUBLICAN PARTY	147,847	45.14			
REGISTERED VOTERS - GREEN PARTY	1,350	.41			
BALLOTS CAST - TOTAL	202,934		159,143	38,113	5,678
BALLOTS CAST - NONPARTISAN	0		0	0	0
BALLOTS CAST - DEMOCRATIC PARTY	109,237	53.83	87,790	17,894	3,553
BALLOTS CAST - REPUBLICAN PARTY	93,391	46.02	71,125	20,153	2,113
BALLOTS CAST - GREEN PARTY	306	.15	228	66	12
BALLOTS CAST - BLANK	553	.27	379	138	36
VOTER TURNOUT - TOTAL		61.96			
VOTER TURNOUT - DEMOCRATIC PARTY		61.26			
VOTER TURNOUT - REPUBLICAN PARTY		63.17			
VOTER TURNOUT - GREEN PARTY		22.67			
VOTER TURNOUT - BLANK		.17			

Final Count
DEMOCRATIC PARTY

Run Date:03/29/16 02:47 PM

Report EL45A

Page 002

	TOTAL VOTES	%	EARLY	POLLS	PROV
DEMOCRATIC PARTY CANDIDATES FOR PRESIDENT CD-1 CONGRESSIONAL DISTRICT 1 (VOTE FOR) 1					
DE LA FUENTE, ROQUE "ROCKY"	29	.28	27	2	0
STEINBERG, MICHAEL	31	.30	26	5	0
SANDERS, BERNIE	4,055	39.17	3,106	784	165
O'MALLEY, MARTIN J.	73	.71	68	4	1
CLINTON, HILLARY	6,137	59.29	5,328	716	93
HEWES, HENRY	26	.25	22	4	0
Over Votes	3		2	0	1
Under Votes	29		18	11	0

DEMOCRATIC PARTY CANDIDATES FOR PRESIDENT CD-2 CONGRESSIONAL DISTRICT 2 (VOTE FOR) 1					
DE LA FUENTE, ROQUE "ROCKY"	266	.39	228	29	9
STEINBERG, MICHAEL	243	.35	209	31	3
SANDERS, BERNIE	30,120	43.73	22,624	6,261	1,235
O'MALLEY, MARTIN J.	489	.71	425	58	6
CLINTON, HILLARY	37,561	54.53	32,380	4,546	635
HEWES, HENRY	200	.29	174	20	6
Over Votes	32		29	2	1
Under Votes	239		178	42	19

DEMOCRATIC PARTY CANDIDATES FOR PRESIDENT CD-3 CONGRESSIONAL DISTRICT 3 (VOTE FOR) 1					
DE LA FUENTE, ROQUE "ROCKY"	217	.73	180	28	9
STEINBERG, MICHAEL	89	.30	77	11	1
SANDERS, BERNIE	12,098	40.91	8,312	2,959	827
O'MALLEY, MARTIN J.	155	.52	123	30	2
CLINTON, HILLARY	16,952	57.32	14,121	2,298	533
HEWES, HENRY	64	.22	48	16	0
Over Votes	27		21	4	2
Under Votes	102		64	33	5

Final Count
REPUBLICAN PARTY

Run Date:03/29/16 02:47 PM

Report EL45A

Page 003

	TOTAL VOTES	%	EARLY	POLLS	PROV
REPUBLICAN PARTY CANDIDATES FOR PRESIDENT CD-1 CONGRESSIONAL DISTRICT 1 (VOTE FOR) 1					
SANTORUM, RICK.	7	.04	5	2	0
COOK, TIM	3	.02	2	1	0
PAUL, RAND	36	.21	25	11	0
RUBIO, MARCO	2,035	12.02	2,009	21	5
GRAHAM, LINDSEY	9	.05	9	0	0
KASICH, JOHN R.	2,115	12.49	1,631	429	55
BUSH, JEB	92	.54	82	10	0
TRUMP, DONALD J.	7,138	42.15	5,416	1,531	191
FIORINA, CARLY.	35	.21	33	1	1
PATAKI, GEORGE E.	8	.05	7	1	0
CRUZ, TED	5,055	29.85	3,510	1,385	160
HUCKABEE, MIKE.	26	.15	23	2	1
CHRISTIE, CHRIS	27	.16	24	1	2
CARSON, BEN.	349	2.06	327	17	5
Over Votes	3		3	0	0
Under Votes	23		18	5	0

REPUBLICAN PARTY CANDIDATES FOR PRESIDENT CD-2

CONGRESSIONAL DISTRICT 2

(VOTE FOR) 1					
SANTORUM, RICK.	63	.10	47	14	2
COOK, TIM	29	.04	22	5	2
PAUL, RAND	233	.36	187	41	5
RUBIO, MARCO	7,657	11.85	7,494	138	25
GRAHAM, LINDSEY	56	.09	49	5	2
KASICH, JOHN R.	8,062	12.48	6,129	1,785	148
BUSH, JEB	461	.71	421	35	5
TRUMP, DONALD J.	27,672	42.82	20,451	6,518	703
FIORINA, CARLY.	175	.27	152	19	4
PATAKI, GEORGE E.	29	.04	24	4	1
CRUZ, TED	18,315	28.34	12,561	5,257	497
HUCKABEE, MIKE.	139	.22	129	9	1
CHRISTIE, CHRIS	142	.22	133	6	3
CARSON, BEN.	1,588	2.46	1,495	76	17
Over Votes	35		25	10	0
Under Votes	120		83	28	9

Final Count
REPUBLICAN PARTY

Run Date:03/29/16 02:47 PM

Report EL45A Page 004

	TOTAL VOTES	%	EARLY	POLLS	PROV
REPUBLICAN PARTY CANDIDATES FOR PRESIDENT CD-3					
CONGRESSIONAL DISTRICT 3					
(VOTE FOR) 1					
SANTORUM, RICK.	17	.15	14	3	0
COOK, TIM	7	.06	4	2	1
PAUL, RAND	47	.40	34	7	6
RUBIO, MARCO	1,190	10.25	1,144	39	7
GRAHAM, LINDSEY	19	.16	14	2	3
KASICH, JOHN R.	880	7.58	622	242	16
BUSH, JEB	125	1.08	106	16	3
TRUMP, DONALD J.	5,489	47.26	3,979	1,370	140
FIORINA, CARLY.	22	.19	18	4	0
PATAKI, GEORGE E.	2	.02	0	2	0
CRUZ, TED	3,494	30.08	2,348	1,059	87
HUCKABEE, MIKE.	22	.19	19	2	1
CHRISTIE, CHRIS	20	.17	18	1	1
CARSON, BEN.	280	2.41	258	21	1
Over Votes	8		5	3	0
Under Votes	32		16	13	3

Final Count
GREEN PARTY

Run Date:03/29/16 02:47 PM

Report EL45A Page 005

	TOTAL VOTES	%	EARLY	POLLS	PROV
GREEN PARTY CANDIDATES FOR PRESIDENT CD-1					
STATCONGRESSIONAL DISTRICT 1					
(VOTE FOR) 1					
MESPLAY, KENT	1	11.11	0	1	0
STEIN, JILL.	8	88.89	8	0	0
Over Votes	0		0	0	0
Under Votes	1		1	0	0
GREEN PARTY CANDIDATES FOR PRESIDENT CD-2					
STATCONGRESSIONAL DISTRICT 2					
(VOTE FOR) 1					
MESPLAY, KENT	32	15.61	23	7	2
STEIN, JILL.	173	84.39	133	33	7
Over Votes	0		0	0	0
Under Votes	5		1	4	0
GREEN PARTY CANDIDATES FOR PRESIDENT CD-3					
STATCONGRESSIONAL DISTRICT 3					
(VOTE FOR) 1					
MESPLAY, KENT	12	14.29	7	5	0
STEIN, JILL.	72	85.71	55	14	3
Over Votes	0		0	0	0
Under Votes	2		0	2	0

E

**STATEMENT OF
VOTES CAST**

E&l2a0c7c067F(s0p16.66h3b6T&a00L

Final Count
STATISTICS

Run Date:03/29/16 02:48 PM

Report EL30A Page 0001-01

0001 001

	TOTAL VOTES	%	EARLY	POLLS	PROV
REGISTERED VOTERS - TOTAL	2,509				
REGISTERED VOTERS - DEMOCRATIC PARTY	986	39.30			
REGISTERED VOTERS - REPUBLICAN PARTY	1,521	60.62			
REGISTERED VOTERS - GREEN PARTY	2	.08			
BALLOTS CAST - TOTAL	1,447		1,123	273	51
BALLOTS CAST - NONPARTISAN	0		0	0	0
BALLOTS CAST - DEMOCRATIC PARTY	546	37.73	442	86	18
BALLOTS CAST - REPUBLICAN PARTY	901	62.27	681	187	33
BALLOTS CAST - GREEN PARTY	0		0	0	0
BALLOTS CAST - BLANK	3	.21	2	1	0
VOTER TURNOUT - TOTAL		57.67			
VOTER TURNOUT - DEMOCRATIC PARTY		55.38			
VOTER TURNOUT - REPUBLICAN PARTY		59.24			
VOTER TURNOUT - GREEN PARTY					
VOTER TURNOUT - BLANK12			

Final Count
DEMOCRATIC PARTY

Run Date:03/29/16 02:48 PM

Report EL30A Page 0001-02

0001 001

	TOTAL VOTES	%	EARLY	POLLS	PROV
DEMOCRATIC PARTY CANDIDATES FOR PRESIDENT CD-1 CONGRESSIONAL DISTRICT 1 (VOTE FOR) 1					
DE LA FUENTE, ROQUE "ROCKY"	2	.37	2	0	0
STEINBERG, MICHAEL	3	.55	3	0	0
SANDERS, BERNIE	228	41.91	165	51	12
O'MALLEY, MARTIN J.	1	.18	1	0	0
CLINTON, HILLARY	306	56.25	266	34	6
HEWES, HENRY	4	.74	3	1	0
Over Votes	0		0	0	0
Under Votes	2		2	0	0

Final Count
REPUBLICAN PARTY

Run Date:03/29/16 02:48 PM

Report EL30A Page 0001-03

0001 001

	TOTAL VOTES	%	EARLY	POLLS	PROV
REPUBLICAN PARTY CANDIDATES FOR PRESIDENT CD-1 CONGRESSIONAL DISTRICT 1 (VOTE FOR) 1					
SANTORUM, RICK.	0		0	0	0
COOK, TIM	0		0	0	0
PAUL, RAND	3	.33	2	1	0
RUBIO, MARCO	83	9.22	82	1	0
GRAHAM, LINDSEY	0		0	0	0
KASICH, JOHN R.	60	6.67	42	15	3
BUSH, JEB	6	.67	5	1	0
TRUMP, DONALD J.	416	46.22	298	108	10
FIORINA, CARLY.	1	.11	0	1	0
PATAKI, GEORGE E.	0		0	0	0
CRUZ, TED	297	33.00	220	58	19
HUCKABEE, MIKE.	3	.33	2	1	0
CHRISTIE, CHRIS	2	.22	1	0	1
CARSON, BEN.	29	3.22	29	0	0
Over Votes	0		0	0	0
Under Votes	1		0	1	0

Final Count
GREEN PARTY

Run Date:03/29/16 02:48 PM

Report EL30A Page 0001-04

0001 001

	TOTAL VOTES	%	EARLY	POLLS	PROV
GREEN PARTY CANDIDATES FOR PRESIDENT CD-1 STATCONGRESSIONAL DISTRICT 1 (VOTE FOR) 1					
MESPLAY, KENT	0		0	0	0
STEIN, JILL.	0		0	0	0
Over Votes	0		0	0	0
Under Votes	0		0	0	0

Final Count
STATISTICS

Run Date:03/29/16 02:48 PM

Report EL30A Page 0002-01

0002 002

	TOTAL VOTES	%	EARLY	POLLS	PROV
REGISTERED VOTERS - TOTAL	4,337				
REGISTERED VOTERS - DEMOCRATIC PARTY	1,814	41.83			
REGISTERED VOTERS - REPUBLICAN PARTY	2,506	57.78			
REGISTERED VOTERS - GREEN PARTY	17	.39			
BALLOTS CAST - TOTAL	2,951		2,363	504	84
BALLOTS CAST - NONPARTISAN	0		0	0	0

BALLOTS CAST - DEMOCRATIC PARTY	1,239	41.99	1,031	175	33
BALLOTS CAST - REPUBLICAN PARTY	1,710	57.95	1,330	329	51
BALLOTS CAST - GREEN PARTY	2	.07	2	0	0
BALLOTS CAST - BLANK	8	.27	6	2	0
VOTER TURNOUT - TOTAL		68.04			
VOTER TURNOUT - DEMOCRATIC PARTY		68.30			
VOTER TURNOUT - REPUBLICAN PARTY		68.24			
VOTER TURNOUT - GREEN PARTY		11.76			
VOTER TURNOUT - BLANK18			

Final Count
DEMOCRATIC PARTY

Run Date:03/29/16 02:48 PM

Report EL30A Page 0002-02

0002 002

	TOTAL VOTES	%	EARLY	POLLS	PROV
DEMOCRATIC PARTY CANDIDATES FOR PRESIDENT CD-1					
CONGRESSIONAL DISTRICT 1					
(VOTE FOR) 1					
DE LA FUENTE, ROQUE "ROCKY"	3	.24	3	0	0
STEINBERG, MICHAEL	3	.24	1	2	0
SANDERS, BERNIE	499	40.40	381	92	26
O'MALLEY, MARTIN J.	9	.73	9	0	0
CLINTON, HILLARY	718	58.14	631	80	7
HEWES, HENRY	3	.24	3	0	0
Over Votes	0		0	0	0
Under Votes	4		3	1	0

Final Count
REPUBLICAN PARTY

Run Date:03/29/16 02:48 PM

Report EL30A Page 0002-03

0002 002

	TOTAL VOTES	%	EARLY	POLLS	PROV
REPUBLICAN PARTY CANDIDATES FOR PRESIDENT CD-1					
CONGRESSIONAL DISTRICT 1					
(VOTE FOR) 1					
SANTORUM, RICK.	1	.06	1	0	0
COOK, TIM	0		0	0	0
PAUL, RAND	6	.35	5	1	0
RUBIO, MARCO	199	11.67	197	1	1
GRAHAM, LINDSEY	1	.06	1	0	0
KASICH, JOHN R.	239	14.02	187	45	7
BUSH, JEB	12	.70	12	0	0
TRUMP, DONALD J.	753	44.16	578	149	26
FIORINA, CARLY.	5	.29	5	0	0
PATAKI, GEORGE E.	1	.06	1	0	0
CRUZ, TED	441	25.87	295	129	17
HUCKABEE, MIKE.	2	.12	2	0	0
CHRISTIE, CHRIS	4	.23	4	0	0
CARSON, BEN.	41	2.40	38	3	0
Over Votes	1		1	0	0
Under Votes	4		3	1	0

Final Count
GREEN PARTY

Run Date:03/29/16 02:48 PM

Report EL30A Page 0002-04

0002 002

	TOTAL VOTES	%	EARLY	POLLS	PROV
GREEN PARTY CANDIDATES FOR PRESIDENT CD-1					
STATCONGRESSIONAL DISTRICT 1					
(VOTE FOR) 1					
MESPLAY, KENT	0		0	0	0
STEIN, JILL.	2	100.00	2	0	0
Over Votes	0		0	0	0
Under Votes	0		0	0	0

Final Count
STATISTICS

Run Date:03/29/16 02:48 PM

Report EL30A Page 0003-01

0003 003

	TOTAL VOTES	%	EARLY	POLLS	PROV
REGISTERED VOTERS - TOTAL	2,970				
REGISTERED VOTERS - DEMOCRATIC PARTY	1,209	40.71			
REGISTERED VOTERS - REPUBLICAN PARTY	1,758	59.19			
REGISTERED VOTERS - GREEN PARTY	3	.10			
BALLOTS CAST - TOTAL	1,858		1,394	392	72
BALLOTS CAST - NONPARTISAN.	0		0	0	0
BALLOTS CAST - DEMOCRATIC PARTY	775	41.71	621	126	28
BALLOTS CAST - REPUBLICAN PARTY	1,083	58.29	773	266	44
BALLOTS CAST - GREEN PARTY.	0		0	0	0
BALLOTS CAST - BLANK.	4	.22	3	1	0
VOTER TURNOUT - TOTAL		62.56			
VOTER TURNOUT - DEMOCRATIC PARTY.		64.10			
VOTER TURNOUT - REPUBLICAN PARTY.		61.60			
VOTER TURNOUT - GREEN PARTY					
VOTER TURNOUT - BLANK13			

Final Count
DEMOCRATIC PARTY

Run Date:03/29/16 02:48 PM

Report EL30A Page 0003-02

0003 003

	TOTAL VOTES	%	EARLY	POLLS	PROV
--	-------------	---	-------	-------	------

DEMOCRATIC PARTY CANDIDATES FOR PRESIDENT CD-1
CONGRESSIONAL DISTRICT 1
(VOTE FOR) 1

DE LA FUENTE, ROQUE "ROCKY"	3	.39	3	0	0
STEINBERG, MICHAEL	1	.13	1	0	0
SANDERS, BERNIE	317	41.06	227	75	15
O'MALLEY, MARTIN J.	5	.65	5	0	0
CLINTON, HILLARY	446	57.77	383	51	12
HEWES, HENRY	0		0	0	0
Over Votes	2		1	0	1
Under Votes	1		1	0	0

Final Count
REPUBLICAN PARTY

Run Date:03/29/16 02:48 PM

Report EL30A Page 0003-03

0003 003

TOTAL VOTES % EARLY POLLS PROV

REPUBLICAN PARTY CANDIDATES FOR PRESIDENT CD-1
CONGRESSIONAL DISTRICT 1
(VOTE FOR) 1

SANTORUM, RICK.	2	.19	1	1	0
COOK, TIM	0		0	0	0
PAUL, RAND	3	.28	3	0	0
RUBIO, MARCO	106	9.81	101	5	0
GRAHAM, LINDSEY	1	.09	1	0	0
KASICH, JOHN R.	92	8.52	64	25	3
BUSH, JEB	3	.28	2	1	0
TRUMP, DONALD J.	461	42.69	332	106	23
FIORINA, CARLY.	1	.09	1	0	0
PATAKI, GEORGE E.	1	.09	1	0	0
CRUZ, TED	385	35.65	244	125	16
HUCKABEE, MIKE.	1	.09	1	0	0
CHRISTIE, CHRIS	2	.19	1	0	1
CARSON, BEN.	22	2.04	19	2	1
Over Votes	0		0	0	0
Under Votes	3		2	1	0

Final Count
GREEN PARTY

Run Date:03/29/16 02:48 PM

Report EL30A Page 0003-04

0003 003

TOTAL VOTES % EARLY POLLS PROV

GREEN PARTY CANDIDATES FOR PRESIDENT CD-1
STATCONGRESSIONAL DISTRICT 1
(VOTE FOR) 1

MESPLAY, KENT	0		0	0	0
STEIN, JILL	0		0	0	0
Over Votes	0		0	0	0
Under Votes	0		0	0	0

Final Count
STATISTICS

Run Date:03/29/16 02:48 PM

Report EL30A Page 0004-01

0004 004

TOTAL VOTES % EARLY POLLS PROV

REGISTERED VOTERS - TOTAL	2,962				
REGISTERED VOTERS - DEMOCRATIC PARTY	1,271	42.91			
REGISTERED VOTERS - REPUBLICAN PARTY	1,687	56.95			
REGISTERED VOTERS - GREEN PARTY	4	.14			
BALLOTS CAST - TOTAL	1,860		1,439	382	39
BALLOTS CAST - NONPARTISAN	0		0	0	0
BALLOTS CAST - DEMOCRATIC PARTY	754	40.54	617	115	22
BALLOTS CAST - REPUBLICAN PARTY	1,105	59.41	821	267	17
BALLOTS CAST - GREEN PARTY	1	.05	1	0	0
BALLOTS CAST - BLANK	9	.48	5	4	0
VOTER TURNOUT - TOTAL		62.80			
VOTER TURNOUT - DEMOCRATIC PARTY		59.32			
VOTER TURNOUT - REPUBLICAN PARTY		65.50			
VOTER TURNOUT - GREEN PARTY		25.00			
VOTER TURNOUT - BLANK		.30			

Final Count
DEMOCRATIC PARTY

Run Date:03/29/16 02:48 PM

Report EL30A Page 0004-02

0004 004

TOTAL VOTES % EARLY POLLS PROV

DEMOCRATIC PARTY CANDIDATES FOR PRESIDENT CD-1
CONGRESSIONAL DISTRICT 1
(VOTE FOR) 1

DE LA FUENTE, ROQUE "ROCKY"	4	.53	2	2	0
STEINBERG, MICHAEL	5	.67	5	0	0
SANDERS, BERNIE	315	42.00	245	57	13
O'MALLEY, MARTIN J.	7	.93	6	1	0
CLINTON, HILLARY	417	55.60	357	51	9
HEWES, HENRY	2	.27	1	1	0
Over Votes	0		0	0	0
Under Votes	4		1	3	0

Final Count
REPUBLICAN PARTY

Run Date:03/29/16 02:48 PM

Report EL30A Page 0004-03

0004 004

	TOTAL VOTES	%	EARLY	POLLS	PROV
REPUBLICAN PARTY CANDIDATES FOR PRESIDENT CD-1 CONGRESSIONAL DISTRICT 1 (VOTE FOR) 1					
SANTORUM, RICK.	0		0	0	0
COOK, TIM	0		0	0	0
PAUL, RAND	7	.64	3	4	0
RUBIO, MARCO	108	9.83	103	4	1
GRAHAM, LINDSEY	1	.09	1	0	0
KASICH, JOHN R.	72	6.55	51	20	1
BUSH, JEB	11	1.00	9	2	0
TRUMP, DONALD J.	514	46.77	368	136	10
FIORINA, CARLY.	3	.27	3	0	0
PATAKI, GEORGE E.	0		0	0	0
CRUZ, TED	345	31.39	242	98	5
HUCKABEE, MIKE.	4	.36	4	0	0
CHRISTIE, CHRIS	1	.09	1	0	0
CARSON, BEN.	33	3.00	31	2	0
Over Votes	1		1	0	0
Under Votes	5		4	1	0
Final Count GREEN PARTY					

Run Date:03/29/16 02:48 PM

Report EL30A Page 0004-04

0004 004

	TOTAL VOTES	%	EARLY	POLLS	PROV
GREEN PARTY CANDIDATES FOR PRESIDENT CD-1 STATCONGRESSIONAL DISTRICT 1 (VOTE FOR) 1					
MESPLAY, KENT	0		0	0	0
STEIN, JILL.	1	100.00	1	0	0
Over Votes	0		0	0	0
Under Votes	0		0	0	0
Final Count STATISTICS					

Run Date:03/29/16 02:48 PM

Report EL30A Page 0005-01

0005 005

	TOTAL VOTES	%	EARLY	POLLS	PROV
REGISTERED VOTERS - TOTAL	1,664				
REGISTERED VOTERS - DEMOCRATIC PARTY	716	43.03			
REGISTERED VOTERS - REPUBLICAN PARTY	946	56.85			
REGISTERED VOTERS - GREEN PARTY	2	.12			
BALLOTS CAST - TOTAL.	964		680	248	36
BALLOTS CAST - NONPARTISAN.	0		0	0	0
BALLOTS CAST - DEMOCRATIC PARTY	421	43.67	312	90	19
BALLOTS CAST - REPUBLICAN PARTY	543	56.33	368	158	17
BALLOTS CAST - GREEN PARTY.	0		0	0	0
BALLOTS CAST - BLANK.	1	.10	1	0	0
VOTER TURNOUT - TOTAL		57.93			
VOTER TURNOUT - DEMOCRATIC PARTY.		58.80			
VOTER TURNOUT - REPUBLICAN PARTY.		57.40			
VOTER TURNOUT - GREEN PARTY					
VOTER TURNOUT - BLANK06			
Final Count DEMOCRATIC PARTY					

Run Date:03/29/16 02:48 PM

Report EL30A Page 0005-02

0005 005

	TOTAL VOTES	%	EARLY	POLLS	PROV
DEMOCRATIC PARTY CANDIDATES FOR PRESIDENT CD-1 CONGRESSIONAL DISTRICT 1 (VOTE FOR) 1					
DE LA FUENTE, ROQUE "ROCKY"	1	.24	1	0	0
STEINBERG, MICHAEL	1	.24	1	0	0
SANDERS, BERNIE	199	47.38	134	53	12
O'MALLEY, MARTIN J.	4	.95	3	1	0
CLINTON, HILLARY	212	50.48	170	35	7
HEWES, HENRY	3	.71	2	1	0
Over Votes	0		0	0	0
Under Votes	1		1	0	0
Final Count REPUBLICAN PARTY					

Run Date:03/29/16 02:48 PM

Report EL30A Page 0005-03

0005 005

	TOTAL VOTES	%	EARLY	POLLS	PROV
REPUBLICAN PARTY CANDIDATES FOR PRESIDENT CD-1 CONGRESSIONAL DISTRICT 1 (VOTE FOR) 1					
SANTORUM, RICK.	1	.18	1	0	0
COOK, TIM	0		0	0	0
PAUL, RAND	3	.55	2	1	0
RUBIO, MARCO	35	6.45	33	2	0
GRAHAM, LINDSEY	0		0	0	0
KASICH, JOHN R.	65	11.97	51	13	1
BUSH, JEB	3	.55	2	1	0
TRUMP, DONALD J.	215	39.59	151	57	7

FIORINA, CARLY.	0	0	0	0
PATAKI, GEORGE E.	0	0	0	0
CRUZ, TED	204	37.57	113	83
HUCKABEE, MIKE.	0		0	0
CHRISTIE, CHRIS	2	.37	2	0
CARSON, BEN.	15	2.76	13	1
Over Votes	0		0	0
Under Votes	0		0	0

Final Count
GREEN PARTY

Run Date:03/29/16 02:48 PM

Report EL30A Page 0005-04

0005 005

	TOTAL VOTES	%	EARLY	POLLS	PROV
GREEN PARTY CANDIDATES FOR PRESIDENT CD-1 STATCONGRESSIONAL DISTRICT 1 (VOTE FOR) 1					
MESPLAY, KENT	0		0	0	0
STEIN, JILL.	0		0	0	0
Over Votes	0		0	0	0
Under Votes	0		0	0	0

Final Count
STATISTICS

Run Date:03/29/16 02:48 PM

Report EL30A Page 0006-01

0006 006

	TOTAL VOTES	%	EARLY	POLLS	PROV
REGISTERED VOTERS - TOTAL	4,208				
REGISTERED VOTERS - DEMOCRATIC PARTY	1,539	36.57			
REGISTERED VOTERS - REPUBLICAN PARTY	2,660	63.21			
REGISTERED VOTERS - GREEN PARTY	9	.21			
BALLOTS CAST - TOTAL	2,756		2,195	513	48
BALLOTS CAST - NONPARTISAN	0		0	0	0
BALLOTS CAST - DEMOCRATIC PARTY	1,043	37.84	867	159	17
BALLOTS CAST - REPUBLICAN PARTY	1,712	62.12	1,327	354	31
BALLOTS CAST - GREEN PARTY	1	.04	1	0	0
BALLOTS CAST - BLANK	5	.18	4	1	0
VOTER TURNOUT - TOTAL		65.49			
VOTER TURNOUT - DEMOCRATIC PARTY		67.77			
VOTER TURNOUT - REPUBLICAN PARTY		64.36			
VOTER TURNOUT - GREEN PARTY		11.11			
VOTER TURNOUT - BLANK		.12			

Final Count
DEMOCRATIC PARTY

Run Date:03/29/16 02:48 PM

Report EL30A Page 0006-02

0006 006

	TOTAL VOTES	%	EARLY	POLLS	PROV
DEMOCRATIC PARTY CANDIDATES FOR PRESIDENT CD-1 CONGRESSIONAL DISTRICT 1 (VOTE FOR) 1					
DE LA FUENTE, ROQUE "ROCKY"	0		0	0	0
STEINBERG, MICHAEL	1	.10	1	0	0
SANDERS, BERNIE	426	40.96	335	80	11
O'MALLEY, MARTIN J.	8	.77	8	0	0
CLINTON, HILLARY	603	57.98	519	78	6
HEWES, HENRY	2	.19	2	0	0
Over Votes	0		0	0	0
Under Votes	3		2	1	0

Final Count
REPUBLICAN PARTY

Run Date:03/29/16 02:48 PM

Report EL30A Page 0006-03

0006 006

	TOTAL VOTES	%	EARLY	POLLS	PROV
REPUBLICAN PARTY CANDIDATES FOR PRESIDENT CD-1 CONGRESSIONAL DISTRICT 1 (VOTE FOR) 1					
SANTORUM, RICK.	0		0	0	0
COOK, TIM	0		0	0	0
PAUL, RAND	6	.35	5	1	0
RUBIO, MARCO	210	12.28	210	0	0
GRAHAM, LINDSEY	1	.06	1	0	0
KASICH, JOHN R.	257	15.03	196	58	3
BUSH, JEB	9	.53	7	2	0
TRUMP, DONALD J.	651	38.07	501	135	15
FIORINA, CARLY.	4	.23	4	0	0
PATAKI, GEORGE E.	0		0	0	0
CRUZ, TED	537	31.40	371	154	12
HUCKABEE, MIKE.	4	.23	3	1	0
CHRISTIE, CHRIS	0		0	0	0
CARSON, BEN.	31	1.81	27	3	1
Over Votes	0		0	0	0
Under Votes	2		2	0	0

Final Count
GREEN PARTY

Run Date:03/29/16 02:48 PM

Report EL30A Page 0006-04

0006 006

	TOTAL VOTES	%	EARLY	POLLS	PROV
--	-------------	---	-------	-------	------

GREEN PARTY CANDIDATES FOR PRESIDENT CD-1
STATCONGRESSIONAL DISTRICT 1
(VOTE FOR) 1

MESPLAY, KENT	0		0	0	0
STEIN, JILL.	1	100.00	1	0	0
Over Votes	0		0	0	0
Under Votes	0		0	0	0

Final Count
STATISTICS

Run Date:03/29/16 02:48 PM

Report EL30A Page 0007-01

0007 007

	TOTAL VOTES	%	EARLY	POLLS	PROV
REGISTERED VOTERS - TOTAL	2,152				
REGISTERED VOTERS - DEMOCRATIC PARTY	863	40.10			
REGISTERED VOTERS - REPUBLICAN PARTY	1,287	59.80			
REGISTERED VOTERS - GREEN PARTY	2	.09			
BALLOTS CAST - TOTAL	1,412		1,102	257	53
BALLOTS CAST - NONPARTISAN	0		0	0	0
BALLOTS CAST - DEMOCRATIC PARTY	581	41.15	468	89	24
BALLOTS CAST - REPUBLICAN PARTY	830	58.78	633	168	29
BALLOTS CAST - GREEN PARTY	1	.07	1	0	0
BALLOTS CAST - BLANK	0		0	0	0
VOTER TURNOUT - TOTAL		65.61			
VOTER TURNOUT - DEMOCRATIC PARTY		67.32			
VOTER TURNOUT - REPUBLICAN PARTY		64.49			
VOTER TURNOUT - GREEN PARTY		50.00			
VOTER TURNOUT - BLANK					

Final Count
DEMOCRATIC PARTY

Run Date:03/29/16 02:48 PM

Report EL30A Page 0007-02

0007 007

DEMOCRATIC PARTY CANDIDATES FOR PRESIDENT CD-1
CONGRESSIONAL DISTRICT 1
(VOTE FOR) 1

	TOTAL VOTES	%	EARLY	POLLS	PROV
DE LA FUENTE, ROQUE "ROCKY"	5	.86	5	0	0
STEINBERG, MICHAEL	1	.17	1	0	0
SANDERS, BERNIE	253	43.55	193	43	17
O'MALLEY, MARTIN J.	2	.34	2	0	0
CLINTON, HILLARY	318	54.73	265	46	7
HEWES, HENRY	2	.34	2	0	0
Over Votes	0		0	0	0
Under Votes	0		0	0	0

Final Count
REPUBLICAN PARTY

Run Date:03/29/16 02:48 PM

Report EL30A Page 0007-03

0007 007

REPUBLICAN PARTY CANDIDATES FOR PRESIDENT CD-1
CONGRESSIONAL DISTRICT 1
(VOTE FOR) 1

	TOTAL VOTES	%	EARLY	POLLS	PROV
SANTORUM, RICK.	0		0	0	0
COOK, TIM	1	.12	0	1	0
PAUL, RAND	1	.12	0	1	0
RUBIO, MARCO	98	11.81	93	4	1
GRAHAM, LINDSEY	0		0	0	0
KASICH, JOHN R.	83	10.00	63	16	4
BUSH, JEB	9	1.08	8	1	0
TRUMP, DONALD J.	337	40.60	243	85	9
FIORINA, CARLY.	0		0	0	0
PATAKI, GEORGE E.	1	.12	1	0	0
CRUZ, TED	277	33.37	203	60	14
HUCKABEE, MIKE.	1	.12	0	0	1
CHRISTIE, CHRIS	2	.24	2	0	0
CARSON, BEN.	20	2.41	20	0	0
Over Votes	0		0	0	0
Under Votes	0		0	0	0

Final Count
GREEN PARTY

Run Date:03/29/16 02:48 PM

Report EL30A Page 0007-04

0007 007

GREEN PARTY CANDIDATES FOR PRESIDENT CD-1
STATCONGRESSIONAL DISTRICT 1
(VOTE FOR) 1

MESPLAY, KENT	0		0	0	0
STEIN, JILL.	1	100.00	1	0	0
Over Votes	0		0	0	0
Under Votes	0		0	0	0

Final Count
STATISTICS

Run Date:03/29/16 02:48 PM

Report EL30A Page 0008-01

0008 008

	TOTAL VOTES	%	EARLY	POLLS	PROV
REGISTERED VOTERS - TOTAL	3,363				

REGISTERED VOTERS - DEMOCRATIC PARTY . . .	1,375	40.89				
REGISTERED VOTERS - REPUBLICAN PARTY . . .	1,986	59.05				
REGISTERED VOTERS - GREEN PARTY	2	.06				
BALLOTS CAST - TOTAL	2,314		1,763	506	45	
BALLOTS CAST - NONPARTISAN	0		0	0	0	
BALLOTS CAST - DEMOCRATIC PARTY	967	41.79	767	179	21	
BALLOTS CAST - REPUBLICAN PARTY	1,347	58.21	996	327	24	
BALLOTS CAST - GREEN PARTY	0		0	0	0	
BALLOTS CAST - BLANK	4	.17	3	1	0	
VOTER TURNOUT - TOTAL		68.81				
VOTER TURNOUT - DEMOCRATIC PARTY		70.33				
VOTER TURNOUT - REPUBLICAN PARTY		67.82				
VOTER TURNOUT - GREEN PARTY						
VOTER TURNOUT - BLANK12				

Final Count
DEMOCRATIC PARTY

Run Date:03/29/16 02:48 PM

Report EL30A Page 0008-02

0008 008

	TOTAL VOTES	%	EARLY	POLLS	PROV
DEMOCRATIC PARTY CANDIDATES FOR PRESIDENT CD-1					
CONGRESSIONAL DISTRICT 1					
(VOTE FOR) 1					
DE LA FUENTE, ROQUE "ROCKY"	1	.10	1	0	0
STEINBERG, MICHAEL	4	.41	2	2	0
SANDERS, BERNIE	378	39.17	275	92	11
O'MALLEY, MARTIN J.	11	1.14	9	2	0
CLINTON, HILLARY	569	58.96	477	82	10
HEWES, HENRY	2	.21	2	0	0
Over Votes	0		0	0	0
Under Votes	2		1	1	0

Final Count
REPUBLICAN PARTY

Run Date:03/29/16 02:48 PM

Report EL30A Page 0008-03

0008 008

	TOTAL VOTES	%	EARLY	POLLS	PROV
REPUBLICAN PARTY CANDIDATES FOR PRESIDENT CD-1					
CONGRESSIONAL DISTRICT 1					
(VOTE FOR) 1					
SANTORUM, RICK.	1	.07	1	0	0
COOK, TIM	1	.07	1	0	0
PAUL, RAND	0		0	0	0
RUBIO, MARCO	154	11.45	153	1	0
GRAHAM, LINDSEY	1	.07	1	0	0
KASICH, JOHN R.	146	10.86	104	39	3
BUSH, JEB	7	.52	7	0	0
TRUMP, DONALD J.	572	42.53	410	152	10
FIORINA, CARLY.	4	.30	3	0	1
PATAKI, GEORGE E.	2	.15	1	1	0
CRUZ, TED	424	31.52	283	132	9
HUCKABEE, MIKE.	2	.15	2	0	0
CHRISTIE, CHRIS	3	.22	2	1	0
CARSON, BEN.	28	2.08	26	1	1
Over Votes	0		0	0	0
Under Votes	2		2	0	0

Final Count
GREEN PARTY

Run Date:03/29/16 02:48 PM

Report EL30A Page 0008-04

0008 008

	TOTAL VOTES	%	EARLY	POLLS	PROV
GREEN PARTY CANDIDATES FOR PRESIDENT CD-1					
STATCONGRESSIONAL DISTRICT 1					
(VOTE FOR) 1					
MESPLAY, KENT	0		0	0	0
STEIN, JILL.	0		0	0	0
Over Votes	0		0	0	0
Under Votes	0		0	0	0

Final Count
STATISTICS

Run Date:03/29/16 02:48 PM

Report EL30A Page 0009-01

0009 009

	TOTAL VOTES	%	EARLY	POLLS	PROV
REGISTERED VOTERS - TOTAL	3,308				
REGISTERED VOTERS - DEMOCRATIC PARTY	1,054	31.86			
REGISTERED VOTERS - REPUBLICAN PARTY	2,252	68.08			
REGISTERED VOTERS - GREEN PARTY	2	.06			
BALLOTS CAST - TOTAL	2,417		1,927	446	44
BALLOTS CAST - NONPARTISAN	0		0	0	0
BALLOTS CAST - DEMOCRATIC PARTY	783	32.40	650	116	17
BALLOTS CAST - REPUBLICAN PARTY	1,633	67.56	1,276	330	27
BALLOTS CAST - GREEN PARTY	1	.04	1	0	0
BALLOTS CAST - BLANK	6	.25	6	0	0
VOTER TURNOUT - TOTAL		73.07			
VOTER TURNOUT - DEMOCRATIC PARTY		74.29			
VOTER TURNOUT - REPUBLICAN PARTY		72.51			
VOTER TURNOUT - GREEN PARTY		50.00			
VOTER TURNOUT - BLANK18			

Final Count

DEMOCRATIC PARTY

Run Date:03/29/16 02:48 PM

Report EL30A Page 0009-02

0009 009

	TOTAL VOTES	%	EARLY	POLLS	PROV
DEMOCRATIC PARTY CANDIDATES FOR PRESIDENT CD-1					
CONGRESSIONAL DISTRICT 1					
(VOTE FOR) 1					
DE LA FUENTE, ROQUE "ROCKY"	1	.13	1	0	0
STEINBERG, MICHAEL	2	.26	1	1	0
SANDERS, BERNIE	265	33.97	211	46	8
O'MALLEY, MARTIN J.	6	.77	5	0	1
CLINTON, HILLARY	505	64.74	429	68	8
HEWES, HENRY	1	.13	0	1	0
Over Votes	0		0	0	0
Under Votes	3		3	0	0
Final Count					
REPUBLICAN PARTY					

Run Date:03/29/16 02:48 PM

Report EL30A Page 0009-03

0009 009

	TOTAL VOTES	%	EARLY	POLLS	PROV
REPUBLICAN PARTY CANDIDATES FOR PRESIDENT CD-1					
CONGRESSIONAL DISTRICT 1					
(VOTE FOR) 1					
SANTORUM, RICK.	0		0	0	0
COOK, TIM	0		0	0	0
PAUL, RAND	1	.06	1	0	0
RUBIO, MARCO	219	13.43	216	1	2
GRAHAM, LINDSEY	0		0	0	0
KASICH, JOHN R.	231	14.16	170	56	5
BUSH, JEB	12	.74	11	1	0
TRUMP, DONALD J.	727	44.57	546	168	13
FIORINA, CARLY.	6	.37	6	0	0
PATAKI, GEORGE E.	0		0	0	0
CRUZ, TED	409	25.08	299	103	7
HUCKABEE, MIKE.	2	.12	2	0	0
CHRISTIE, CHRIS	1	.06	1	0	0
CARSON, BEN.	23	1.41	22	1	0
Over Votes	0		0	0	0
Under Votes	2		2	0	0
Final Count					
GREEN PARTY					

Run Date:03/29/16 02:48 PM

Report EL30A Page 0009-04

0009 009

	TOTAL VOTES	%	EARLY	POLLS	PROV
GREEN PARTY CANDIDATES FOR PRESIDENT CD-1					
STATCONGRESSIONAL DISTRICT 1					
(VOTE FOR) 1					
MESPLAY, KENT	0		0	0	0
STEIN, JILL	0		0	0	0
Over Votes	0		0	0	0
Under Votes	1		1	0	0
Final Count					
STATISTICS					

Run Date:03/29/16 02:48 PM

Report EL30A Page 0010-01

0010 010

	TOTAL VOTES	%	EARLY	POLLS	PROV
REGISTERED VOTERS - TOTAL	2,896				
REGISTERED VOTERS - DEMOCRATIC PARTY	1,085	37.47			
REGISTERED VOTERS - REPUBLICAN PARTY	1,808	62.43			
REGISTERED VOTERS - GREEN PARTY	3	.10			
BALLOTS CAST - TOTAL	2,289		1,992	256	41
BALLOTS CAST - NONPARTISAN	0		0	0	0
BALLOTS CAST - DEMOCRATIC PARTY	862	37.66	771	80	11
BALLOTS CAST - REPUBLICAN PARTY	1,426	62.30	1,221	175	30
BALLOTS CAST - GREEN PARTY	1	.04	0	1	0
BALLOTS CAST - BLANK	2	.09	1	1	0
VOTER TURNOUT - TOTAL		79.04			
VOTER TURNOUT - DEMOCRATIC PARTY		79.45			
VOTER TURNOUT - REPUBLICAN PARTY		78.87			
VOTER TURNOUT - GREEN PARTY		33.33			
VOTER TURNOUT - BLANK		.07			
Final Count					
DEMOCRATIC PARTY					

Run Date:03/29/16 02:48 PM

Report EL30A Page 0010-02

0010 010

	TOTAL VOTES	%	EARLY	POLLS	PROV
DEMOCRATIC PARTY CANDIDATES FOR PRESIDENT CD-1					
CONGRESSIONAL DISTRICT 1					
(VOTE FOR) 1					
DE LA FUENTE, ROQUE "ROCKY"	3	.35	3	0	0
STEINBERG, MICHAEL	2	.23	2	0	0
SANDERS, BERNIE	263	30.58	218	41	4
O'MALLEY, MARTIN J.	9	1.05	9	0	0
CLINTON, HILLARY	582	67.67	537	38	7
HEWES, HENRY	1	.12	1	0	0

Over Votes	1	1	0	0
Under Votes	1	0	1	0
	Final Count			
	REPUBLICAN PARTY			

Run Date:03/29/16 02:48 PM

Report EL30A Page 0010-03

0010 010	TOTAL VOTES	%	EARLY	POLLS	PROV
REPUBLICAN PARTY CANDIDATES FOR PRESIDENT CD-1					
CONGRESSIONAL DISTRICT 1					
(VOTE FOR) 1					
SANTORUM, RICK.	1	.07	1	0	0
COOK, TIM	0		0	0	0
PAUL, RAND	2	.14	1	1	0
RUBIO, MARCO	238	16.70	238	0	0
GRAHAM, LINDSEY	1	.07	1	0	0
KASICH, JOHN R.	225	15.79	201	21	3
BUSH, JEB	6	.42	6	0	0
TRUMP, DONALD J.	575	40.35	470	88	17
FIORINA, CARLY.	6	.42	6	0	0
PATAKI, GEORGE E.	0		0	0	0
CRUZ, TED	341	23.93	267	64	10
HUCKABEE, MIKE.	2	.14	2	0	0
CHRISTIE, CHRIS	5	.35	5	0	0
CARSON, BEN.	23	1.61	22	1	0
Over Votes	0		0	0	0
Under Votes	1		1	0	0
	Final Count				
	GREEN PARTY				

Run Date:03/29/16 02:48 PM

Report EL30A Page 0010-04

0010 010	TOTAL VOTES	%	EARLY	POLLS	PROV
GREEN PARTY CANDIDATES FOR PRESIDENT CD-1					
STATCONGRESSIONAL DISTRICT 1					
(VOTE FOR) 1					
MESPLAY, KENT	1	100.00	0	1	0
STEIN, JILL.	0		0	0	0
Over Votes	0		0	0	0
Under Votes	0		0	0	0
	Final Count				
	STATISTICS				

Run Date:03/29/16 02:48 PM

Report EL30A Page 0011-01

0011 011	TOTAL VOTES	%	EARLY	POLLS	PROV
REGISTERED VOTERS - TOTAL	3,858				
REGISTERED VOTERS - DEMOCRATIC PARTY	1,305	33.83			
REGISTERED VOTERS - REPUBLICAN PARTY	2,548	66.04			
REGISTERED VOTERS - GREEN PARTY	5	.13			
BALLOTS CAST - TOTAL.	2,680		2,154	468	58
BALLOTS CAST - NONPARTISAN.	0		0	0	0
BALLOTS CAST - DEMOCRATIC PARTY	898	33.51	759	121	18
BALLOTS CAST - REPUBLICAN PARTY	1,780	66.42	1,393	347	40
BALLOTS CAST - GREEN PARTY.	2	.07	2	0	0
BALLOTS CAST - BLANK.	3	.11	0	3	0
VOTER TURNOUT - TOTAL		69.47			
VOTER TURNOUT - DEMOCRATIC PARTY.		68.81			
VOTER TURNOUT - REPUBLICAN PARTY.		69.86			
VOTER TURNOUT - GREEN PARTY		40.00			
VOTER TURNOUT - BLANK08			
	Final Count				
	DEMOCRATIC PARTY				

Run Date:03/29/16 02:48 PM

Report EL30A Page 0011-02

0011 011	TOTAL VOTES	%	EARLY	POLLS	PROV
DEMOCRATIC PARTY CANDIDATES FOR PRESIDENT CD-1					
CONGRESSIONAL DISTRICT 1					
(VOTE FOR) 1					
DE LA FUENTE, ROQUE "ROCKY"	1	.11	1	0	0
STEINBERG, MICHAEL	4	.45	4	0	0
SANDERS, BERNIE	334	37.32	264	57	13
O'MALLEY, MARTIN J.	4	.45	4	0	0
CLINTON, HILLARY	552	61.68	486	61	5
HEWES, HENRY	0		0	0	0
Over Votes	0		0	0	0
Under Votes	3		0	3	0
	Final Count				
	REPUBLICAN PARTY				

Run Date:03/29/16 02:48 PM

Report EL30A Page 0011-03

0011 011	TOTAL VOTES	%	EARLY	POLLS	PROV
REPUBLICAN PARTY CANDIDATES FOR PRESIDENT CD-1					
CONGRESSIONAL DISTRICT 1					
(VOTE FOR) 1					
SANTORUM, RICK.	1	.06	0	1	0
COOK, TIM	0		0	0	0
PAUL, RAND	1	.06	0	1	0

RUBIO, MARCO	233	13.10	232	1	0
GRAHAM, LINDSEY	1	.06	1	0	0
KASICH, JOHN R.	273	15.35	213	51	9
BUSH, JEB	6	.34	5	1	0
TRUMP, DONALD J.	710	39.91	553	142	15
FIORINA, CARLY.	3	.17	3	0	0
PATAKI, GEORGE E.	1	.06	1	0	0
CRUZ, TED	520	29.23	356	148	16
HUCKABEE, MIKE.	2	.11	2	0	0
CHRISTIE, CHRIS	0		0	0	0
CARSON, BEN.	28	1.57	26	2	0
Over Votes	1		1	0	0
Under Votes	0		0	0	0

Final Count
GREEN PARTY

Run Date:03/29/16 02:48 PM

Report EL30A Page 0011-04

0011 011

TOTAL VOTES % EARLY POLLS PROV

GREEN PARTY CANDIDATES FOR PRESIDENT CD-1
STATCONGRESSIONAL DISTRICT 1

(VOTE FOR) 1					
MESPLAY, KENT	0		0	0	0
STEIN, JILL.	2	100.00	2	0	0
Over Votes	0		0	0	0
Under Votes	0		0	0	0

Final Count
STATISTICS

Run Date:03/29/16 02:48 PM

Report EL30A Page 0012-01

0012 012

TOTAL VOTES % EARLY POLLS PROV

REGISTERED VOTERS - TOTAL	4,474				
REGISTERED VOTERS - DEMOCRATIC PARTY	1,451	32.43			
REGISTERED VOTERS - REPUBLICAN PARTY	3,014	67.37			
REGISTERED VOTERS - GREEN PARTY	9	.20			
BALLOTS CAST - TOTAL	3,114		2,507	518	89
BALLOTS CAST - NONPARTISAN	0		0	0	0
BALLOTS CAST - DEMOCRATIC PARTY	1,015	32.59	860	129	26
BALLOTS CAST - REPUBLICAN PARTY	2,098	67.37	1,646	389	63
BALLOTS CAST - GREEN PARTY	1	.03	1	0	0
BALLOTS CAST - BLANK	5	.16	4	1	0
VOTER TURNOUT - TOTAL		69.60			
VOTER TURNOUT - DEMOCRATIC PARTY		69.95			
VOTER TURNOUT - REPUBLICAN PARTY		69.61			
VOTER TURNOUT - GREEN PARTY		11.11			
VOTER TURNOUT - BLANK		.11			

Final Count
DEMOCRATIC PARTY

Run Date:03/29/16 02:48 PM

Report EL30A Page 0012-02

0012 012

TOTAL VOTES % EARLY POLLS PROV

DEMOCRATIC PARTY CANDIDATES FOR PRESIDENT CD-1
CONGRESSIONAL DISTRICT 1

(VOTE FOR) 1					
DE LA FUENTE, ROQUE "ROCKY"	3	.30	3	0	0
STEINBERG, MICHAEL	3	.30	3	0	0
SANDERS, BERNIE	404	39.96	322	62	20
O'MALLEY, MARTIN J.	5	.49	5	0	0
CLINTON, HILLARY	592	58.56	520	66	6
HEWES, HENRY	4	.40	4	0	0
Over Votes	0		0	0	0
Under Votes	4		3	1	0

Final Count
REPUBLICAN PARTY

Run Date:03/29/16 02:48 PM

Report EL30A Page 0012-03

0012 012

TOTAL VOTES % EARLY POLLS PROV

REPUBLICAN PARTY CANDIDATES FOR PRESIDENT CD-1
CONGRESSIONAL DISTRICT 1

(VOTE FOR) 1					
SANTORUM, RICK.	0		0	0	0
COOK, TIM	1	.05	1	0	0
PAUL, RAND	2	.10	2	0	0
RUBIO, MARCO	262	12.49	261	1	0
GRAHAM, LINDSEY	2	.10	2	0	0
KASICH, JOHN R.	254	12.11	188	54	12
BUSH, JEB	8	.38	8	0	0
TRUMP, DONALD J.	860	41.01	680	152	28
FIORINA, CARLY.	2	.10	2	0	0
PATAKI, GEORGE E.	2	.10	2	0	0
CRUZ, TED	659	31.43	456	181	22
HUCKABEE, MIKE.	3	.14	3	0	0
CHRISTIE, CHRIS	5	.24	5	0	0
CARSON, BEN.	37	1.76	35	1	1
Over Votes	0		0	0	0
Under Votes	1		1	0	0

Final Count
GREEN PARTY

Run Date:03/29/16 02:48 PM

Report EL30A Page 0012-04

0012 012

	TOTAL VOTES	%	EARLY	POLLS	PROV
GREEN PARTY CANDIDATES FOR PRESIDENT CD-1 STATCONGRESSIONAL DISTRICT 1 (VOTE FOR) 1					
MESPLAY, KENT	0		0	0	0
STEIN, JILL.	1	100.00	1	0	0
Over Votes	0		0	0	0
Under Votes	0		0	0	0
Final Count STATISTICS					

Run Date:03/29/16 02:48 PM

Report EL30A Page 0013-01

0013 013

	TOTAL VOTES	%	EARLY	POLLS	PROV
REGISTERED VOTERS - TOTAL	1,380				
REGISTERED VOTERS - DEMOCRATIC PARTY	500	36.23			
REGISTERED VOTERS - REPUBLICAN PARTY	880	63.77			
REGISTERED VOTERS - GREEN PARTY	0				
BALLOTS CAST - TOTAL.	1,019		818	181	20
BALLOTS CAST - NONPARTISAN.	0		0	0	0
BALLOTS CAST - DEMOCRATIC PARTY	382	37.49	315	61	6
BALLOTS CAST - REPUBLICAN PARTY	637	62.51	503	120	14
BALLOTS CAST - GREEN PARTY.	0		0	0	0
BALLOTS CAST - BLANK.	3	.29	2	1	0
VOTER TURNOUT - TOTAL		73.84			
VOTER TURNOUT - DEMOCRATIC PARTY.		76.40			
VOTER TURNOUT - REPUBLICAN PARTY.		72.39			
VOTER TURNOUT - BLANK22			
Final Count DEMOCRATIC PARTY					

Run Date:03/29/16 02:48 PM

Report EL30A Page 0013-02

0013 013

	TOTAL VOTES	%	EARLY	POLLS	PROV
DEMOCRATIC PARTY CANDIDATES FOR PRESIDENT CD-1 CONGRESSIONAL DISTRICT 1 (VOTE FOR) 1					
DE LA FUENTE, ROQUE "ROCKY"	1	.26	1	0	0
STEINBERG, MICHAEL	0		0	0	0
SANDERS, BERNIE	132	34.65	94	35	3
O'MALLEY, MARTIN J.	1	.26	1	0	0
CLINTON, HILLARY	247	64.83	218	26	3
HEWES, HENRY	0		0	0	0
Over Votes	0		0	0	0
Under Votes	1		1	0	0
Final Count REPUBLICAN PARTY					

Run Date:03/29/16 02:48 PM

Report EL30A Page 0013-03

0013 013

	TOTAL VOTES	%	EARLY	POLLS	PROV
REPUBLICAN PARTY CANDIDATES FOR PRESIDENT CD-1 CONGRESSIONAL DISTRICT 1 (VOTE FOR) 1					
SANTORUM, RICK.	0		0	0	0
COOK, TIM	0		0	0	0
PAUL, RAND	0		0	0	0
RUBIO, MARCO	73	11.50	73	0	0
GRAHAM, LINDSEY	0		0	0	0
KASICH, JOHN R.	110	17.32	93	16	1
BUSH, JEB	0		0	0	0
TRUMP, DONALD J.	252	39.69	191	53	8
FIORINA, CARLY.	0		0	0	0
PATAKI, GEORGE E.	0		0	0	0
CRUZ, TED	183	28.82	128	50	5
HUCKABEE, MIKE.	0		0	0	0
CHRISTIE, CHRIS	0		0	0	0
CARSON, BEN.	17	2.68	17	0	0
Over Votes	0		0	0	0
Under Votes	2		1	1	0
Final Count GREEN PARTY					

Run Date:03/29/16 02:48 PM

Report EL30A Page 0013-04

0013 013

	TOTAL VOTES	%	EARLY	POLLS	PROV
GREEN PARTY CANDIDATES FOR PRESIDENT CD-1 STATCONGRESSIONAL DISTRICT 1 (VOTE FOR) 1					
MESPLAY, KENT	0		0	0	0
STEIN, JILL.	0		0	0	0
Over Votes	0		0	0	0
Under Votes	0		0	0	0
Final Count STATISTICS					

Run Date:03/29/16 02:48 PM

Report EL30A Page 0014-01

0014 014

	TOTAL VOTES	%	EARLY	POLLS	PROV
REGISTERED VOTERS - TOTAL	1,733				
REGISTERED VOTERS - DEMOCRATIC PARTY	505	29.14			
REGISTERED VOTERS - REPUBLICAN PARTY	1,228	70.86			
REGISTERED VOTERS - GREEN PARTY	0				
BALLOTS CAST - TOTAL.	1,128		920	191	17
BALLOTS CAST - NONPARTISAN.	0		0	0	0
BALLOTS CAST - DEMOCRATIC PARTY	313	27.75	278	32	3
BALLOTS CAST - REPUBLICAN PARTY	815	72.25	642	159	14
BALLOTS CAST - GREEN PARTY.	0		0	0	0
BALLOTS CAST - BLANK.	3	.27	3	0	0
VOTER TURNOUT - TOTAL		65.09			
VOTER TURNOUT - DEMOCRATIC PARTY.		61.98			
VOTER TURNOUT - REPUBLICAN PARTY.		66.37			
VOTER TURNOUT - BLANK17			
		Final Count			
		DEMOCRATIC PARTY			

Run Date:03/29/16 02:48 PM

Report EL30A Page 0014-02

0014 014

	TOTAL VOTES	%	EARLY	POLLS	PROV
DEMOCRATIC PARTY CANDIDATES FOR PRESIDENT CD-2 CONGRESSIONAL DISTRICT 2 (VOTE FOR) 1					
DE LA FUENTE, ROQUE "ROCKY"	0		0	0	0
STEINBERG, MICHAEL	1	.32	1	0	0
SANDERS, BERNIE	142	45.81	118	22	2
O'MALLEY, MARTIN J.	5	1.61	5	0	0
CLINTON, HILLARY	161	51.94	151	9	1
HEWES, HENRY	1	.32	0	1	0
Over Votes	0		0	0	0
Under Votes	3		3	0	0
		Final Count			
		REPUBLICAN PARTY			

Run Date:03/29/16 02:48 PM

Report EL30A Page 0014-03

0014 014

	TOTAL VOTES	%	EARLY	POLLS	PROV
REPUBLICAN PARTY CANDIDATES FOR PRESIDENT CD-2 CONGRESSIONAL DISTRICT 2 (VOTE FOR) 1					
SANTORUM, RICK.	0		0	0	0
COOK, TIM	1	.12	1	0	0
PAUL, RAND	5	.61	5	0	0
RUBIO, MARCO	58	7.12	54	3	1
GRAHAM, LINDSEY	0		0	0	0
KASICH, JOHN R.	37	4.54	31	6	0
BUSH, JEB	1	.12	1	0	0
TRUMP, DONALD J.	427	52.39	336	80	11
FIORINA, CARLY.	2	.25	2	0	0
PATAKI, GEORGE E.	0		0	0	0
CRUZ, TED	265	32.52	193	70	2
HUCKABEE, MIKE.	1	.12	1	0	0
CHRISTIE, CHRIS	2	.25	2	0	0
CARSON, BEN.	16	1.96	16	0	0
Over Votes	0		0	0	0
Under Votes	0		0	0	0
		Final Count			
		GREEN PARTY			

Run Date:03/29/16 02:48 PM

Report EL30A Page 0014-04

0014 014

	TOTAL VOTES	%	EARLY	POLLS	PROV
GREEN PARTY CANDIDATES FOR PRESIDENT CD-2 STATCONGRESSIONAL DISTRICT 2 (VOTE FOR) 1					
MESPLAY, KENT	0		0	0	0
STEIN, JILL.	0		0	0	0
Over Votes	0		0	0	0
Under Votes	0		0	0	0
		Final Count			
		STATISTICS			

Run Date:03/29/16 02:48 PM

Report EL30A Page 0015-01

0015 015

	TOTAL VOTES	%	EARLY	POLLS	PROV
REGISTERED VOTERS - TOTAL	2,499				
REGISTERED VOTERS - DEMOCRATIC PARTY	1,219	48.78			
REGISTERED VOTERS - REPUBLICAN PARTY	1,270	50.82			
REGISTERED VOTERS - GREEN PARTY	10	.40			
BALLOTS CAST - TOTAL.	1,558		1,174	335	49
BALLOTS CAST - NONPARTISAN.	0		0	0	0
BALLOTS CAST - DEMOCRATIC PARTY	762	48.91	586	150	26
BALLOTS CAST - REPUBLICAN PARTY	794	50.96	587	184	23
BALLOTS CAST - GREEN PARTY.	2	.13	1	1	0
BALLOTS CAST - BLANK.	7	.45	3	3	1
VOTER TURNOUT - TOTAL		62.34			
VOTER TURNOUT - DEMOCRATIC PARTY.		62.51			
VOTER TURNOUT - REPUBLICAN PARTY.		62.52			

VOTER TURNOUT - GREEN PARTY 20.00
 VOTER TURNOUT - BLANK28
 Final Count
 DEMOCRATIC PARTY

Run Date:03/29/16 02:48 PM

Report EL30A Page 0015-02

0015 015

	TOTAL VOTES	%	EARLY	POLLS	PROV
DEMOCRATIC PARTY CANDIDATES FOR PRESIDENT CD-2					
CONGRESSIONAL DISTRICT 2					
(VOTE FOR) 1					
DE LA FUENTE, ROQUE "ROCKY"	8	1.05	6	2	0
STEINBERG, MICHAEL	3	.40	3	0	0
SANDERS, BERNIE	357	47.04	252	87	18
O'MALLEY, MARTIN J.	7	.92	4	3	0
CLINTON, HILLARY	380	50.07	316	56	8
HEWES, HENRY	4	.53	3	1	0
Over Votes	0		0	0	0
Under Votes	3		2	1	0
Final Count					
REPUBLICAN PARTY					

Run Date:03/29/16 02:48 PM

Report EL30A Page 0015-03

0015 015

	TOTAL VOTES	%	EARLY	POLLS	PROV
REPUBLICAN PARTY CANDIDATES FOR PRESIDENT CD-2					
CONGRESSIONAL DISTRICT 2					
(VOTE FOR) 1					
SANTORUM, RICK.	1	.13	1	0	0
COOK, TIM	0		0	0	0
PAUL, RAND	4	.51	4	0	0
RUBIO, MARCO	70	8.86	69	1	0
GRAHAM, LINDSEY	0		0	0	0
KASICH, JOHN R.	73	9.24	52	19	2
BUSH, JEB	4	.51	4	0	0
TRUMP, DONALD J.	372	47.09	271	92	9
FIORINA, CARLY.	0		0	0	0
PATAKI, GEORGE E.	0		0	0	0
CRUZ, TED	236	29.87	155	70	11
HUCKABEE, MIKE.	4	.51	4	0	0
CHRISTIE, CHRIS	2	.25	2	0	0
CARSON, BEN.	24	3.04	23	1	0
Over Votes	1		1	0	0
Under Votes	3		1	1	1
Final Count					
GREEN PARTY					

Run Date:03/29/16 02:48 PM

Report EL30A Page 0015-04

0015 015

	TOTAL VOTES	%	EARLY	POLLS	PROV
GREEN PARTY CANDIDATES FOR PRESIDENT CD-2					
CONGRESSIONAL DISTRICT 2					
(VOTE FOR) 1					
MESPLAY, KENT	0		0	0	0
STEIN, JILL.	1	100.00	1	0	0
Over Votes	0		0	0	0
Under Votes	1		0	1	0
Final Count					
STATISTICS					

Run Date:03/29/16 02:48 PM

Report EL30A Page 0016-01

0016 016

	TOTAL VOTES	%	EARLY	POLLS	PROV
REGISTERED VOTERS - TOTAL	4,022				
REGISTERED VOTERS - DEMOCRATIC PARTY	1,616	40.18			
REGISTERED VOTERS - REPUBLICAN PARTY	2,394	59.52			
REGISTERED VOTERS - GREEN PARTY	12	.30			
BALLOTS CAST - TOTAL	2,617		2,107	469	41
BALLOTS CAST - NONPARTISAN.	0		0	0	0
BALLOTS CAST - DEMOCRATIC PARTY	1,036	39.59	881	134	21
BALLOTS CAST - REPUBLICAN PARTY	1,577	60.26	1,223	335	19
BALLOTS CAST - GREEN PARTY.	4	.15	3	0	1
BALLOTS CAST - BLANK.	2	.08	2	0	0
VOTER TURNOUT - TOTAL	65.07				
VOTER TURNOUT - DEMOCRATIC PARTY.	64.11				
VOTER TURNOUT - REPUBLICAN PARTY.	65.87				
VOTER TURNOUT - GREEN PARTY	33.33				
VOTER TURNOUT - BLANK05				
Final Count					
DEMOCRATIC PARTY					

Run Date:03/29/16 02:48 PM

Report EL30A Page 0016-02

0016 016

	TOTAL VOTES	%	EARLY	POLLS	PROV
DEMOCRATIC PARTY CANDIDATES FOR PRESIDENT CD-2					
CONGRESSIONAL DISTRICT 2					
(VOTE FOR) 1					
DE LA FUENTE, ROQUE "ROCKY"	4	.39	3	0	1
STEINBERG, MICHAEL	4	.39	4	0	0
SANDERS, BERNIE	440	42.55	348	80	12

O'MALLEY, MARTIN J.	6	.58	6	0	0
CLINTON, HILLARY	574	55.51	512	54	8
HEWES, HENRY	6	.58	6	0	0
Over Votes	1		1	0	0
Under Votes	1		1	0	0
Final Count REPUBLICAN PARTY					

Run Date:03/29/16 02:48 PM

Report EL30A Page 0016-03

0016 016

	TOTAL VOTES	%	EARLY	POLLS	PROV
REPUBLICAN PARTY CANDIDATES FOR PRESIDENT CD-2 CONGRESSIONAL DISTRICT 2 (VOTE FOR) 1					
SANTORUM, RICK.	1	.06	1	0	0
COOK, TIM	1	.06	1	0	0
PAUL, RAND	4	.25	2	2	0
RUBIO, MARCO	170	10.79	165	5	0
GRAHAM, LINDSEY	1	.06	1	0	0
KASICH, JOHN R.	153	9.71	115	38	0
BUSH, JEB	14	.89	13	0	1
TRUMP, DONALD J.	739	46.92	569	156	14
FIORINA, CARLY.	1	.06	0	1	0
PATAKI, GEORGE E.	0		0	0	0
CRUZ, TED	456	28.95	325	127	4
HUCKABEE, MIKE.	4	.25	3	1	0
CHRISTIE, CHRIS	2	.13	2	0	0
CARSON, BEN.	29	1.84	25	4	0
Over Votes	1		0	1	0
Under Votes	1		1	0	0
Final Count GREEN PARTY					

Run Date:03/29/16 02:48 PM

Report EL30A Page 0016-04

0016 016

	TOTAL VOTES	%	EARLY	POLLS	PROV
GREEN PARTY CANDIDATES FOR PRESIDENT CD-2 STATCONGRESSIONAL DISTRICT 2 (VOTE FOR) 1					
MESPLAY, KENT	0		0	0	0
STEIN, JILL.	4	100.00	3	0	1
Over Votes	0		0	0	0
Under Votes	0		0	0	0
Final Count STATISTICS					

Run Date:03/29/16 02:48 PM

Report EL30A Page 0017-01

0017 017

	TOTAL VOTES	%	EARLY	POLLS	PROV
REGISTERED VOTERS - TOTAL	2,955				
REGISTERED VOTERS - DEMOCRATIC PARTY	2,054	69.51			
REGISTERED VOTERS - REPUBLICAN PARTY	875	29.61			
REGISTERED VOTERS - GREEN PARTY	26	.88			
BALLOTS CAST - TOTAL.	2,060		1,585	410	65
BALLOTS CAST - NONPARTISAN.	0		0	0	0
BALLOTS CAST - DEMOCRATIC PARTY	1,489	72.28	1,187	259	43
BALLOTS CAST - REPUBLICAN PARTY	567	27.52	395	150	22
BALLOTS CAST - GREEN PARTY.	4	.19	3	1	0
BALLOTS CAST - BLANK.	5	.24	4	0	1
VOTER TURNOUT - TOTAL		69.71			
VOTER TURNOUT - DEMOCRATIC PARTY.		72.49			
VOTER TURNOUT - REPUBLICAN PARTY.		64.80			
VOTER TURNOUT - GREEN PARTY		15.38			
VOTER TURNOUT - BLANK17			
Final Count DEMOCRATIC PARTY					

Run Date:03/29/16 02:48 PM

Report EL30A Page 0017-02

0017 017

	TOTAL VOTES	%	EARLY	POLLS	PROV
DEMOCRATIC PARTY CANDIDATES FOR PRESIDENT CD-2 CONGRESSIONAL DISTRICT 2 (VOTE FOR) 1					
DE LA FUENTE, ROQUE "ROCKY"	4	.27	4	0	0
STEINBERG, MICHAEL	3	.20	1	2	0
SANDERS, BERNIE	795	53.50	612	161	22
O'MALLEY, MARTIN J.	10	.67	10	0	0
CLINTON, HILLARY	673	45.29	557	96	20
HEWES, HENRY	1	.07	1	0	0
Over Votes	0		0	0	0
Under Votes	3		2	0	1
Final Count REPUBLICAN PARTY					

Run Date:03/29/16 02:48 PM

Report EL30A Page 0017-03

0017 017

	TOTAL VOTES	%	EARLY	POLLS	PROV
REPUBLICAN PARTY CANDIDATES FOR PRESIDENT CD-2 CONGRESSIONAL DISTRICT 2 (VOTE FOR) 1					

SANTORUM, RICK.	3	.53	2	1	0
COOK, TIM	0		0	0	0
PAUL, RAND	1	.18	0	1	0
RUBIO, MARCO	55	9.75	53	1	1
GRAHAM, LINDSEY	2	.35	2	0	0
KASICH, JOHN R.	85	15.07	57	24	4
BUSH, JEB	7	1.24	6	1	0
TRUMP, DONALD J.	223	39.54	152	63	8
FIORINA, CARLY.	3	.53	2	1	0
PATAKI, GEORGE E.	0		0	0	0
CRUZ, TED	168	29.79	102	57	9
HUCKABEE, MIKE.	3	.53	3	0	0
CHRISTIE, CHRIS	0		0	0	0
CARSON, BEN.	14	2.48	14	0	0
Over Votes	1		0	1	0
Under Votes	2		2	0	0

Final Count
GREEN PARTY

Run Date:03/29/16 02:48 PM

Report EL30A Page 0017-04

0017 017

TOTAL VOTES % EARLY POLLS PROV

GREEN PARTY CANDIDATES FOR PRESIDENT CD-2

STATCONGRESSIONAL DISTRICT 2

(VOTE FOR) 1

MESPLAY, KENT	0		0	0	0
STEIN, JILL.	4	100.00	3	1	0
Over Votes	0		0	0	0
Under Votes	0		0	0	0

Final Count
STATISTICS

Run Date:03/29/16 02:48 PM

Report EL30A Page 0018-01

0018 018

TOTAL VOTES % EARLY POLLS PROV

REGISTERED VOTERS - TOTAL	3,730				
REGISTERED VOTERS - DEMOCRATIC PARTY	1,717	46.03			
REGISTERED VOTERS - REPUBLICAN PARTY	2,004	53.73			
REGISTERED VOTERS - GREEN PARTY	9	.24			
BALLOTS CAST - TOTAL	2,309		1,753	503	53
BALLOTS CAST - NONPARTISAN	0		0	0	0
BALLOTS CAST - DEMOCRATIC PARTY	1,082	46.86	860	189	33
BALLOTS CAST - REPUBLICAN PARTY	1,225	53.05	892	313	20
BALLOTS CAST - GREEN PARTY	2	.09	1	1	0
BALLOTS CAST - BLANK	5	.22	4	1	0
VOTER TURNOUT - TOTAL		61.90			
VOTER TURNOUT - DEMOCRATIC PARTY		63.02			
VOTER TURNOUT - REPUBLICAN PARTY		61.13			
VOTER TURNOUT - GREEN PARTY		22.22			
VOTER TURNOUT - BLANK		.13			

Final Count
DEMOCRATIC PARTY

Run Date:03/29/16 02:48 PM

Report EL30A Page 0018-02

0018 018

TOTAL VOTES % EARLY POLLS PROV

DEMOCRATIC PARTY CANDIDATES FOR PRESIDENT CD-2

CONGRESSIONAL DISTRICT 2

(VOTE FOR) 1

DE LA FUENTE, ROQUE "ROCKY"	5	.46	5	0	0
STEINBERG, MICHAEL	7	.65	5	2	0
SANDERS, BERNIE	478	44.30	367	95	16
O'MALLEY, MARTIN J.	9	.83	8	1	0
CLINTON, HILLARY	579	53.66	472	90	17
HEWES, HENRY	1	.09	1	0	0
Over Votes	0		0	0	0
Under Votes	3		2	1	0

Final Count
REPUBLICAN PARTY

Run Date:03/29/16 02:48 PM

Report EL30A Page 0018-03

0018 018

TOTAL VOTES % EARLY POLLS PROV

REPUBLICAN PARTY CANDIDATES FOR PRESIDENT CD-2

CONGRESSIONAL DISTRICT 2

(VOTE FOR) 1

SANTORUM, RICK.	1	.08	0	1	0
COOK, TIM	1	.08	1	0	0
PAUL, RAND	3	.25	2	1	0
RUBIO, MARCO	121	9.89	117	4	0
GRAHAM, LINDSEY	0		0	0	0
KASICH, JOHN R.	159	13.00	123	36	0
BUSH, JEB	11	.90	11	0	0
TRUMP, DONALD J.	531	43.42	368	151	12
FIORINA, CARLY.	3	.25	1	1	1
PATAKI, GEORGE E.	0		0	0	0
CRUZ, TED	359	29.35	237	116	6
HUCKABEE, MIKE.	2	.16	2	0	0
CHRISTIE, CHRIS	0		0	0	0
CARSON, BEN.	32	2.62	28	3	1
Over Votes	0		0	0	0

Under Votes 2 2 0 0
Final Count
GREEN PARTY

Run Date:03/29/16 02:48 PM

Report EL30A Page 0018-04

0018 018
TOTAL VOTES % EARLY POLLS PROV
GREEN PARTY CANDIDATES FOR PRESIDENT CD-2
STATCONGRESSIONAL DISTRICT 2
(VOTE FOR) 1
MESPLAY, KENT 0 0 0 0
STEIN, JILL. 2 100.00 1 1 0
Over Votes 0 0 0 0
Under Votes 0 0 0 0
Final Count
STATISTICS

Run Date:03/29/16 02:48 PM

Report EL30A Page 0019-01

0019 019
TOTAL VOTES % EARLY POLLS PROV
REGISTERED VOTERS - TOTAL 3,974
REGISTERED VOTERS - DEMOCRATIC PARTY 2,088 52.54
REGISTERED VOTERS - REPUBLICAN PARTY 1,866 46.96
REGISTERED VOTERS - GREEN PARTY 20 .50
BALLOTS CAST - TOTAL. 2,218 1,780 378 60
BALLOTS CAST - NONPARTISAN. 0 0 0
BALLOTS CAST - DEMOCRATIC PARTY 1,140 51.40 938 164 38
BALLOTS CAST - REPUBLICAN PARTY 1,074 48.42 838 214 22
BALLOTS CAST - GREEN PARTY. 4 .18 4 0 0
BALLOTS CAST - BLANK. 8 .36 3 5 0
VOTER TURNOUT - TOTAL 55.81
VOTER TURNOUT - DEMOCRATIC PARTY. 54.60
VOTER TURNOUT - REPUBLICAN PARTY. 57.56
VOTER TURNOUT - GREEN PARTY 20.00
VOTER TURNOUT - BLANK20
Final Count
DEMOCRATIC PARTY

Run Date:03/29/16 02:48 PM

Report EL30A Page 0019-02

0019 019
TOTAL VOTES % EARLY POLLS PROV
DEMOCRATIC PARTY CANDIDATES FOR PRESIDENT CD-2
CONGRESSIONAL DISTRICT 2
(VOTE FOR) 1
DE LA FUENTE, ROQUE "ROCKY" 11 .97 9 2 0
STEINBERG, MICHAEL 7 .62 5 2 0
SANDERS, BERNIE 499 43.96 376 102 21
O'MALLEY, MARTIN J. 9 .79 6 3 0
CLINTON, HILLARY 600 52.86 530 53 17
HEWES, HENRY 9 .79 8 1 0
Over Votes 1 1 0 0
Under Votes 4 3 1 0
Final Count
REPUBLICAN PARTY

Run Date:03/29/16 02:48 PM

Report EL30A Page 0019-03

0019 019
TOTAL VOTES % EARLY POLLS PROV
REPUBLICAN PARTY CANDIDATES FOR PRESIDENT CD-2
CONGRESSIONAL DISTRICT 2
(VOTE FOR) 1
SANTORUM, RICK. 1 .09 1 0 0
COOK, TIM 0 0 0 0
PAUL, RAND 4 .37 2 1 1
RUBIO, MARCO 94 8.79 90 4 0
GRAHAM, LINDSEY 0 0 0 0
KASICH, JOHN R. 71 6.64 57 13 1
BUSH, JEB 8 .75 6 2 0
TRUMP, DONALD J. 560 52.34 432 116 12
FIORINA, CARLY. 0 0 0 0
PATAKI, GEORGE E.. 0 0 0 0
CRUZ, TED 278 25.98 197 73 8
HUCKABEE, MIKE. 5 .47 5 0 0
CHRISTIE, CHRIS 2 .19 2 0 0
CARSON, BEN. 47 4.39 46 1 0
Over Votes 0 0 0 0
Under Votes 4 0 4 0
Final Count
GREEN PARTY

Run Date:03/29/16 02:48 PM

Report EL30A Page 0019-04

0019 019
TOTAL VOTES % EARLY POLLS PROV
GREEN PARTY CANDIDATES FOR PRESIDENT CD-2
STATCONGRESSIONAL DISTRICT 2
(VOTE FOR) 1
MESPLAY, KENT 0 0 0 0
STEIN, JILL. 4 100.00 4 0 0
Over Votes 0 0 0 0
Under Votes 0 0 0 0

Final Count
STATISTICS

Run Date:03/29/16 02:48 PM

Report EL30A Page 0020-01

0020 020

	TOTAL VOTES	%	EARLY	POLLS	PROV
REGISTERED VOTERS - TOTAL	3,798				
REGISTERED VOTERS - DEMOCRATIC PARTY	1,609	42.36			
REGISTERED VOTERS - REPUBLICAN PARTY	2,183	57.48			
REGISTERED VOTERS - GREEN PARTY	6	.16			
BALLOTS CAST - TOTAL	2,537		2,093	395	49
BALLOTS CAST - NONPARTISAN	0		0	0	0
BALLOTS CAST - DEMOCRATIC PARTY	1,027	40.48	896	112	19
BALLOTS CAST - REPUBLICAN PARTY	1,509	59.48	1,196	283	30
BALLOTS CAST - GREEN PARTY	1	.04	1	0	0
BALLOTS CAST - BLANK	8	.32	2	6	0
VOTER TURNOUT - TOTAL		66.80			
VOTER TURNOUT - DEMOCRATIC PARTY		63.83			
VOTER TURNOUT - REPUBLICAN PARTY		69.13			
VOTER TURNOUT - GREEN PARTY		16.67			
VOTER TURNOUT - BLANK21			

Final Count
DEMOCRATIC PARTY

Run Date:03/29/16 02:48 PM

Report EL30A Page 0020-02

0020 020

	TOTAL VOTES	%	EARLY	POLLS	PROV
DEMOCRATIC PARTY CANDIDATES FOR PRESIDENT CD-2 CONGRESSIONAL DISTRICT 2 (VOTE FOR) 1					
DE LA FUENTE, ROQUE "ROCKY"	7	.69	7	0	0
STEINBERG, MICHAEL	3	.29	3	0	0
SANDERS, BERNIE	387	37.98	320	60	7
O'MALLEY, MARTIN J.	9	.88	8	1	0
CLINTON, HILLARY	610	59.86	554	45	11
HEWES, HENRY	3	.29	2	0	1
Over Votes	0		0	0	0
Under Votes	8		2	6	0

Final Count
REPUBLICAN PARTY

Run Date:03/29/16 02:48 PM

Report EL30A Page 0020-03

0020 020

	TOTAL VOTES	%	EARLY	POLLS	PROV
REPUBLICAN PARTY CANDIDATES FOR PRESIDENT CD-2 CONGRESSIONAL DISTRICT 2 (VOTE FOR) 1					
SANTORUM, RICK.	0		0	0	0
COOK, TIM	0		0	0	0
PAUL, RAND	8	.53	7	1	0
RUBIO, MARCO	172	11.41	171	0	1
GRAHAM, LINDSEY	0		0	0	0
KASICH, JOHN R.	173	11.47	146	27	0
BUSH, JEB	4	.27	4	0	0
TRUMP, DONALD J.	712	47.21	529	164	19
FIORINA, CARLY.	5	.33	5	0	0
PATAKI, GEORGE E.	0		0	0	0
CRUZ, TED	374	24.80	275	90	9
HUCKABEE, MIKE.	2	.13	2	0	0
CHRISTIE, CHRIS	5	.33	5	0	0
CARSON, BEN.	53	3.51	51	1	1
Over Votes	1		1	0	0
Under Votes	0		0	0	0

Final Count
GREEN PARTY

Run Date:03/29/16 02:48 PM

Report EL30A Page 0020-04

0020 020

	TOTAL VOTES	%	EARLY	POLLS	PROV
GREEN PARTY CANDIDATES FOR PRESIDENT CD-2 STATCONGRESSIONAL DISTRICT 2 (VOTE FOR) 1					
MESPLAY, KENT	0		0	0	0
STEIN, JILL.	1	100.00	1	0	0
Over Votes	0		0	0	0
Under Votes	0		0	0	0

Final Count
STATISTICS

Run Date:03/29/16 02:48 PM

Report EL30A Page 0021-01

0021 021

	TOTAL VOTES	%	EARLY	POLLS	PROV
REGISTERED VOTERS - TOTAL	3,454				
REGISTERED VOTERS - DEMOCRATIC PARTY	1,449	41.95			
REGISTERED VOTERS - REPUBLICAN PARTY	1,996	57.79			
REGISTERED VOTERS - GREEN PARTY	9	.26			
BALLOTS CAST - TOTAL	2,344		1,916	382	46
BALLOTS CAST - NONPARTISAN	0		0	0	0
BALLOTS CAST - DEMOCRATIC PARTY	1,024	43.69	891	113	20
BALLOTS CAST - REPUBLICAN PARTY	1,316	56.14	1,021	269	26

BALLOTS CAST - GREEN PARTY	4	.17	4	0	0
BALLOTS CAST - BLANK	6	.26	4	0	2
VOTER TURNOUT - TOTAL		67.86			
VOTER TURNOUT - DEMOCRATIC PARTY		70.67			
VOTER TURNOUT - REPUBLICAN PARTY		65.93			
VOTER TURNOUT - GREEN PARTY		44.44			
VOTER TURNOUT - BLANK17			

Final Count
DEMOCRATIC PARTY

Run Date:03/29/16 02:48 PM

Report EL30A Page 0021-02

0021 021

TOTAL VOTES % EARLY POLLS PROV

DEMOCRATIC PARTY CANDIDATES FOR PRESIDENT CD-2
CONGRESSIONAL DISTRICT 2

(VOTE FOR) 1					
DE LA FUENTE, ROQUE "ROCKY"	3	.29	3	0	0
STEINBERG, MICHAEL	4	.39	4	0	0
SANDERS, BERNIE	382	37.49	311	64	7
O'MALLEY, MARTIN J.	5	.49	5	0	0
CLINTON, HILLARY	621	60.94	561	49	11
HEWES, HENRY	4	.39	4	0	0
Over Votes	1		1	0	0
Under Votes	4		2	0	2

Final Count
REPUBLICAN PARTY

Run Date:03/29/16 02:48 PM

Report EL30A Page 0021-03

0021 021

TOTAL VOTES % EARLY POLLS PROV

REPUBLICAN PARTY CANDIDATES FOR PRESIDENT CD-2
CONGRESSIONAL DISTRICT 2

(VOTE FOR) 1					
SANTORUM, RICK.	0		0	0	0
COOK, TIM	0		0	0	0
PAUL, RAND	2	.15	2	0	0
RUBIO, MARCO	157	11.96	154	2	1
GRAHAM, LINDSEY	1	.08	1	0	0
KASICH, JOHN R.	177	13.48	151	25	1
BUSH, JEB	11	.84	10	1	0
TRUMP, DONALD J.	564	42.96	417	134	13
FIORINA, CARLY.	1	.08	1	0	0
PATAKI, GEORGE E.	1	.08	1	0	0
CRUZ, TED	362	27.57	245	106	11
HUCKABEE, MIKE.	0		0	0	0
CHRISTIE, CHRIS	2	.15	2	0	0
CARSON, BEN.	35	2.67	34	1	0
Over Votes	1		1	0	0
Under Votes	2		2	0	0

Final Count
GREEN PARTY

Run Date:03/29/16 02:48 PM

Report EL30A Page 0021-04

0021 021

TOTAL VOTES % EARLY POLLS PROV

GREEN PARTY CANDIDATES FOR PRESIDENT CD-2

STATCONGRESSIONAL DISTRICT 2					
(VOTE FOR) 1					
MESPLAY, KENT	0		0	0	0
STEIN, JILL.	4	100.00	4	0	0
Over Votes	0		0	0	0
Under Votes	0		0	0	0

Final Count
STATISTICS

Run Date:03/29/16 02:48 PM

Report EL30A Page 0022-01

0022 022

TOTAL VOTES % EARLY POLLS PROV

REGISTERED VOTERS - TOTAL	4,660				
REGISTERED VOTERS - DEMOCRATIC PARTY	1,940	41.63			
REGISTERED VOTERS - REPUBLICAN PARTY	2,709	58.13			
REGISTERED VOTERS - GREEN PARTY	11	.24			
BALLOTS CAST - TOTAL	2,780		2,121	589	70
BALLOTS CAST - NONPARTISAN	0		0	0	0
BALLOTS CAST - DEMOCRATIC PARTY	1,159	41.69	934	192	33
BALLOTS CAST - REPUBLICAN PARTY	1,620	58.27	1,187	396	37
BALLOTS CAST - GREEN PARTY	1	.04	0	1	0
BALLOTS CAST - BLANK	9	.32	9	0	0
VOTER TURNOUT - TOTAL		59.66			
VOTER TURNOUT - DEMOCRATIC PARTY		59.74			
VOTER TURNOUT - REPUBLICAN PARTY		59.80			
VOTER TURNOUT - GREEN PARTY		9.09			
VOTER TURNOUT - BLANK19			

Final Count
DEMOCRATIC PARTY

Run Date:03/29/16 02:48 PM

Report EL30A Page 0022-02

0022 022

TOTAL VOTES % EARLY POLLS PROV

DEMOCRATIC PARTY CANDIDATES FOR PRESIDENT CD-2

CONGRESSIONAL DISTRICT 2
(VOTE FOR) 1

DE LA FUENTE, ROQUE "ROCKY"	7	.61	3	4	0
STEINBERG, MICHAEL	2	.17	2	0	0
SANDERS, BERNIE	527	45.83	396	115	16
O'MALLEY, MARTIN J.	9	.78	8	1	0
CLINTON, HILLARY	598	52.00	511	71	16
HEWES, HENRY	7	.61	5	1	1
Over Votes	1		1	0	0
Under Votes	8		8	0	0
Final Count REPUBLICAN PARTY					

Run Date:03/29/16 02:48 PM

Report EL30A Page 0022-03

0022 022

	TOTAL VOTES	%	EARLY	POLLS	PROV
REPUBLICAN PARTY CANDIDATES FOR PRESIDENT CD-2 CONGRESSIONAL DISTRICT 2 (VOTE FOR) 1					
SANTORUM, RICK.	3	.19	1	1	1
COOK, TIM	1	.06	1	0	0
PAUL, RAND	5	.31	3	1	1
RUBIO, MARCO	141	8.72	140	1	0
GRAHAM, LINDSEY	3	.19	3	0	0
KASICH, JOHN R.	151	9.34	105	43	3
BUSH, JEB	6	.37	5	1	0
TRUMP, DONALD J.	691	42.73	489	190	12
FIORINA, CARLY.	9	.56	7	2	0
PATAKI, GEORGE E.	2	.12	2	0	0
CRUZ, TED	556	34.38	384	154	18
HUCKABEE, MIKE.	2	.12	2	0	0
CHRISTIE, CHRIS	5	.31	5	0	0
CARSON, BEN.	42	2.60	37	3	2
Over Votes	2		2	0	0
Under Votes	1		1	0	0
Final Count GREEN PARTY					

Run Date:03/29/16 02:48 PM

Report EL30A Page 0022-04

0022 022

	TOTAL VOTES	%	EARLY	POLLS	PROV
GREEN PARTY CANDIDATES FOR PRESIDENT CD-2 CONGRESSIONAL DISTRICT 2 (VOTE FOR) 1					
MESPLAY, KENT	0		0	0	0
STEIN, JILL.	1	100.00	0	1	0
Over Votes	0		0	0	0
Under Votes	0		0	0	0
Final Count STATISTICS					

Run Date:03/29/16 02:48 PM

Report EL30A Page 0023-01

0023 023

	TOTAL VOTES	%	EARLY	POLLS	PROV
REGISTERED VOTERS - TOTAL	4,224				
REGISTERED VOTERS - DEMOCRATIC PARTY	2,266	53.65			
REGISTERED VOTERS - REPUBLICAN PARTY	1,947	46.09			
REGISTERED VOTERS - GREEN PARTY	11	.26			
BALLOTS CAST - TOTAL	2,413		1,927	418	68
BALLOTS CAST - NONPARTISAN	0		0	0	0
BALLOTS CAST - DEMOCRATIC PARTY	1,285	53.25	1,060	187	38
BALLOTS CAST - REPUBLICAN PARTY	1,125	46.62	865	230	30
BALLOTS CAST - GREEN PARTY	3	.12	2	1	0
BALLOTS CAST - BLANK	13	.54	11	2	0
VOTER TURNOUT - TOTAL		57.13			
VOTER TURNOUT - DEMOCRATIC PARTY		56.71			
VOTER TURNOUT - REPUBLICAN PARTY		57.78			
VOTER TURNOUT - GREEN PARTY		27.27			
VOTER TURNOUT - BLANK		.31			
Final Count DEMOCRATIC PARTY					

Run Date:03/29/16 02:48 PM

Report EL30A Page 0023-02

0023 023

	TOTAL VOTES	%	EARLY	POLLS	PROV
DEMOCRATIC PARTY CANDIDATES FOR PRESIDENT CD-2 CONGRESSIONAL DISTRICT 2 (VOTE FOR) 1					
DE LA FUENTE, ROQUE "ROCKY"	10	.78	9	1	0
STEINBERG, MICHAEL	10	.78	8	2	0
SANDERS, BERNIE	532	41.63	399	110	23
O'MALLEY, MARTIN J.	8	.63	7	1	0
CLINTON, HILLARY	710	55.56	626	70	14
HEWES, HENRY	8	.63	6	2	0
Over Votes	1		0	0	1
Under Votes	6		5	1	0
Final Count REPUBLICAN PARTY					

Run Date:03/29/16 02:48 PM

Report EL30A Page 0023-03

0023 023

	TOTAL VOTES	%	EARLY	POLLS	PROV
REPUBLICAN PARTY CANDIDATES FOR PRESIDENT CD-2 CONGRESSIONAL DISTRICT 2 (VOTE FOR) 1					
SANTORUM, RICK.	2	.18	2	0	0
COOK, TIM	1	.09	1	0	0
PAUL, RAND	7	.63	5	1	1
RUBIO, MARCO	121	10.82	119	2	0
GRAHAM, LINDSEY	2	.18	1	1	0
KASICH, JOHN R.	86	7.69	63	20	3
BUSH, JEB	10	.89	9	1	0
TRUMP, DONALD J.	540	48.30	409	116	15
FIORINA, CARLY.	3	.27	3	0	0
PATAKI, GEORGE E..	1	.09	1	0	0
CRUZ, TED	300	26.83	205	84	11
HUCKABEE, MIKE.	6	.54	6	0	0
CHRISTIE, CHRIS	2	.18	2	1	0
CARSON, BEN.	37	3.31	34	3	0
Over Votes	0		0	0	0
Under Votes	7		6	1	0
Final Count GREEN PARTY					

Run Date:03/29/16 02:48 PM

Report EL30A Page 0023-04

0023 023

	TOTAL VOTES	%	EARLY	POLLS	PROV
GREEN PARTY CANDIDATES FOR PRESIDENT CD-2 STATCONGRESSIONAL DISTRICT 2 (VOTE FOR) 1					
MESPLAY, KENT	1	33.33	1	0	0
STEIN, JILL.	2	66.67	1	1	0
Over Votes	0		0	0	0
Under Votes	0		0	0	0
Final Count STATISTICS					

Run Date:03/29/16 02:48 PM

Report EL30A Page 0024-01

0024 024

	TOTAL VOTES	%	EARLY	POLLS	PROV
REGISTERED VOTERS - TOTAL	2,677				
REGISTERED VOTERS - DEMOCRATIC PARTY	981	36.65			
REGISTERED VOTERS - REPUBLICAN PARTY	1,690	63.13			
REGISTERED VOTERS - GREEN PARTY	6	.22			
BALLOTS CAST - TOTAL.	1,587		1,160	398	29
BALLOTS CAST - NONPARTISAN.	0		0	0	0
BALLOTS CAST - DEMOCRATIC PARTY	542	34.15	425	103	14
BALLOTS CAST - REPUBLICAN PARTY	1,044	65.78	735	294	15
BALLOTS CAST - GREEN PARTY.	1	.06	0	1	0
BALLOTS CAST - BLANK.	2	.13	0	1	1
VOTER TURNOUT - TOTAL		59.28			
VOTER TURNOUT - DEMOCRATIC PARTY.		55.25			
VOTER TURNOUT - REPUBLICAN PARTY.		61.78			
VOTER TURNOUT - GREEN PARTY		16.67			
VOTER TURNOUT - BLANK07			
Final Count DEMOCRATIC PARTY					

Run Date:03/29/16 02:48 PM

Report EL30A Page 0024-02

0024 024

	TOTAL VOTES	%	EARLY	POLLS	PROV
DEMOCRATIC PARTY CANDIDATES FOR PRESIDENT CD-2 CONGRESSIONAL DISTRICT 2 (VOTE FOR) 1					
DE LA FUENTE, ROQUE "ROCKY"	2	.37	2	0	0
STEINBERG, MICHAEL	1	.18	0	1	0
SANDERS, BERNIE	243	44.92	170	64	9
O'MALLEY, MARTIN J.	6	1.11	5	1	0
CLINTON, HILLARY	289	53.42	248	36	5
HEWES, HENRY	0		0	0	0
Over Votes	0		0	0	0
Under Votes	1		0	1	0
Final Count REPUBLICAN PARTY					

Run Date:03/29/16 02:48 PM

Report EL30A Page 0024-03

0024 024

	TOTAL VOTES	%	EARLY	POLLS	PROV
REPUBLICAN PARTY CANDIDATES FOR PRESIDENT CD-2 CONGRESSIONAL DISTRICT 2 (VOTE FOR) 1					
SANTORUM, RICK.	2	.19	1	1	0
COOK, TIM	0		0	0	0
PAUL, RAND	4	.38	3	1	0
RUBIO, MARCO	97	9.30	92	3	2
GRAHAM, LINDSEY	1	.10	1	0	0
KASICH, JOHN R.	82	7.86	68	14	0
BUSH, JEB	3	.29	2	1	0
TRUMP, DONALD J.	426	40.84	294	125	7
FIORINA, CARLY.	0		0	0	0
PATAKI, GEORGE E..	1	.10	1	0	0

CRUZ, TED	399	38.26	245	149	5
HUCKABEE, MIKE.	3	.29	3	0	0
CHRISTIE, CHRIS	0		0	0	0
CARSON, BEN.	25	2.40	25	0	0
Over Votes	0		0	0	0
Under Votes	1		0	0	1

Final Count
GREEN PARTY

Run Date:03/29/16 02:48 PM

Report EL30A Page 0024-04

0024 024

TOTAL VOTES % EARLY POLLS PROV

GREEN PARTY CANDIDATES FOR PRESIDENT CD-2
STATCONGRESSIONAL DISTRICT 2
(VOTE FOR) 1

MESPLAY, KENT	1	100.00	0	1	0
STEIN, JILL.	0		0	0	0
Over Votes	0		0	0	0
Under Votes	0		0	0	0

Final Count
STATISTICS

Run Date:03/29/16 02:48 PM

Report EL30A Page 0025-01

0025 025

TOTAL VOTES % EARLY POLLS PROV

REGISTERED VOTERS - TOTAL	3,840				
REGISTERED VOTERS - DEMOCRATIC PARTY	1,703	44.35			
REGISTERED VOTERS - REPUBLICAN PARTY	2,135	55.60			
REGISTERED VOTERS - GREEN PARTY	2	.05			
BALLOTS CAST - TOTAL	3,129		2,773	343	13
BALLOTS CAST - NONPARTISAN.	0		0	0	0
BALLOTS CAST - DEMOCRATIC PARTY	1,364	43.59	1,261	95	8
BALLOTS CAST - REPUBLICAN PARTY	1,764	56.38	1,511	248	5
BALLOTS CAST - GREEN PARTY.	1	.03	1	0	0
BALLOTS CAST - BLANK.	5	.16	5	0	0
VOTER TURNOUT - TOTAL		81.48			
VOTER TURNOUT - DEMOCRATIC PARTY.		80.09			
VOTER TURNOUT - REPUBLICAN PARTY.		82.62			
VOTER TURNOUT - GREEN PARTY		50.00			
VOTER TURNOUT - BLANK13			

Final Count
DEMOCRATIC PARTY

Run Date:03/29/16 02:48 PM

Report EL30A Page 0025-02

0025 025

TOTAL VOTES % EARLY POLLS PROV

DEMOCRATIC PARTY CANDIDATES FOR PRESIDENT CD-2
CONGRESSIONAL DISTRICT 2
(VOTE FOR) 1

DE LA FUENTE, ROQUE "ROCKY"	4	.29	4	0	0
STEINBERG, MICHAEL	1	.07	1	0	0
SANDERS, BERNIE	385	28.39	341	39	5
O'MALLEY, MARTIN J.	24	1.77	23	0	1
CLINTON, HILLARY	937	69.10	881	54	2
HEWES, HENRY	5	.37	3	2	0
Over Votes	3		3	0	0
Under Votes	5		5	0	0

Final Count
REPUBLICAN PARTY

Run Date:03/29/16 02:48 PM

Report EL30A Page 0025-03

0025 025

TOTAL VOTES % EARLY POLLS PROV

REPUBLICAN PARTY CANDIDATES FOR PRESIDENT CD-2
CONGRESSIONAL DISTRICT 2
(VOTE FOR) 1

SANTORUM, RICK.	2	.11	2	0	0
COOK, TIM	0		0	0	0
PAUL, RAND	3	.17	3	0	0
RUBIO, MARCO	287	16.29	286	1	0
GRAHAM, LINDSEY	3	.17	2	1	0
KASICH, JOHN R.	277	15.72	237	40	0
BUSH, JEB	13	.74	13	0	0
TRUMP, DONALD J.	761	43.19	623	136	2
FIORINA, CARLY.	7	.40	7	0	0
PATAKI, GEORGE E.	1	.06	1	0	0
CRUZ, TED	358	20.32	286	69	3
HUCKABEE, MIKE.	4	.23	4	0	0
CHRISTIE, CHRIS	7	.40	7	0	0
CARSON, BEN.	39	2.21	38	1	0
Over Votes	2		2	0	0
Under Votes	0		0	0	0

Final Count
GREEN PARTY

Run Date:03/29/16 02:48 PM

Report EL30A Page 0025-04

0025 025

TOTAL VOTES % EARLY POLLS PROV

GREEN PARTY CANDIDATES FOR PRESIDENT CD-2
STATCONGRESSIONAL DISTRICT 2

(VOTE FOR) 1				
MESPLAY, KENT	0		0	0
STEIN, JILL.	1	100.00	1	0
Over Votes	0		0	0
Under Votes	0		0	0

Final Count
STATISTICS

Run Date:03/29/16 02:48 PM

Report EL30A Page 0026-01

0026 026

	TOTAL VOTES	%	EARLY	POLLS	PROV
REGISTERED VOTERS - TOTAL	1,311				
REGISTERED VOTERS - DEMOCRATIC PARTY	608	46.38			
REGISTERED VOTERS - REPUBLICAN PARTY	698	53.24			
REGISTERED VOTERS - GREEN PARTY	5	.38			
BALLOTS CAST - TOTAL.	870		659	183	28
BALLOTS CAST - NONPARTISAN.	0		0	0	0
BALLOTS CAST - DEMOCRATIC PARTY	415	47.70	324	75	16
BALLOTS CAST - REPUBLICAN PARTY	453	52.07	333	108	12
BALLOTS CAST - GREEN PARTY.	2	.23	2	0	0
BALLOTS CAST - BLANK.	1	.11	1	0	0
VOTER TURNOUT - TOTAL		66.36			
VOTER TURNOUT - DEMOCRATIC PARTY.		68.26			
VOTER TURNOUT - REPUBLICAN PARTY.		64.90			
VOTER TURNOUT - GREEN PARTY		40.00			
VOTER TURNOUT - BLANK08			

Final Count
DEMOCRATIC PARTY

Run Date:03/29/16 02:48 PM

Report EL30A Page 0026-02

0026 026

	TOTAL VOTES	%	EARLY	POLLS	PROV
DEMOCRATIC PARTY CANDIDATES FOR PRESIDENT CD-2 CONGRESSIONAL DISTRICT 2					
(VOTE FOR) 1					
DE LA FUENTE, ROQUE "ROCKY"	2	.48	1	1	0
STEINBERG, MICHAEL	2	.48	1	1	0
SANDERS, BERNIE	182	43.96	131	39	12
O'MALLEY, MARTIN J.	2	.48	1	1	0
CLINTON, HILLARY	225	54.35	189	32	4
HEWES, HENRY	1	.24	0	1	0
Over Votes	0		0	0	0
Under Votes	1		1	0	0

Final Count
REPUBLICAN PARTY

Run Date:03/29/16 02:48 PM

Report EL30A Page 0026-03

0026 026

	TOTAL VOTES	%	EARLY	POLLS	PROV
REPUBLICAN PARTY CANDIDATES FOR PRESIDENT CD-2 CONGRESSIONAL DISTRICT 2					
(VOTE FOR) 1					
SANTORUM, RICK.	0		0	0	0
COOK, TIM	0		0	0	0
PAUL, RAND	0		0	0	0
RUBIO, MARCO	56	12.36	55	1	0
GRAHAM, LINDSEY	1	.22	1	0	0
KASICH, JOHN R.	41	9.05	28	13	0
BUSH, JEB	3	.66	3	0	0
TRUMP, DONALD J.	197	43.49	144	48	5
FIORINA, CARLY.	2	.44	2	0	0
PATAKI, GEORGE E..	0		0	0	0
CRUZ, TED	135	29.80	83	45	7
HUCKABEE, MIKE.	5	1.10	5	0	0
CHRISTIE, CHRIS	2	.44	2	0	0
CARSON, BEN.	11	2.43	10	1	0
Over Votes	0		0	0	0
Under Votes	0		0	0	0

Final Count
GREEN PARTY

Run Date:03/29/16 02:48 PM

Report EL30A Page 0026-04

0026 026

	TOTAL VOTES	%	EARLY	POLLS	PROV
GREEN PARTY CANDIDATES FOR PRESIDENT CD-2 STATCONGRESSIONAL DISTRICT 2					
(VOTE FOR) 1					
MESPLAY, KENT	2	100.00	2	0	0
STEIN, JILL.	0		0	0	0
Over Votes	0		0	0	0
Under Votes	0		0	0	0

Final Count
STATISTICS

Run Date:03/29/16 02:48 PM

Report EL30A Page 0027-01

0027 027

	TOTAL VOTES	%	EARLY	POLLS	PROV
REGISTERED VOTERS - TOTAL	2,570				
REGISTERED VOTERS - DEMOCRATIC PARTY	1,569	61.05			
REGISTERED VOTERS - REPUBLICAN PARTY	989	38.48			

REGISTERED VOTERS - GREEN PARTY	12	.47				
BALLOTS CAST - TOTAL.	1,303		985	286	32	
BALLOTS CAST - NONPARTISAN.	0		0	0	0	
BALLOTS CAST - DEMOCRATIC PARTY	758	58.17	592	142	24	
BALLOTS CAST - REPUBLICAN PARTY	544	41.75	392	144	8	
BALLOTS CAST - GREEN PARTY.	1	.08	1	0	0	
BALLOTS CAST - BLANK.	6	.46	5	1	0	
VOTER TURNOUT - TOTAL		50.70				
VOTER TURNOUT - DEMOCRATIC PARTY.		48.31				
VOTER TURNOUT - REPUBLICAN PARTY.		55.01				
VOTER TURNOUT - GREEN PARTY		8.33				
VOTER TURNOUT - BLANK23				

Final Count
DEMOCRATIC PARTY

Run Date:03/29/16 02:48 PM

Report EL30A Page 0027-02

0027 027

TOTAL VOTES % EARLY POLLS PROV

DEMOCRATIC PARTY CANDIDATES FOR PRESIDENT CD-2
CONGRESSIONAL DISTRICT 2

(VOTE FOR) 1						
DE LA FUENTE, ROQUE "ROCKY"	5	.66	4	1	0	
STEINBERG, MICHAEL	3	.40	3	0	0	
SANDERS, BERNIE	336	44.62	235	87	14	
O'MALLEY, MARTIN J.	6	.80	4	2	0	
CLINTON, HILLARY	401	53.25	340	51	10	
HEWES, HENRY	2	.27	2	0	0	
Over Votes	0		0	0	0	
Under Votes	5		4	1	0	

Final Count
REPUBLICAN PARTY

Run Date:03/29/16 02:48 PM

Report EL30A Page 0027-03

0027 027

TOTAL VOTES % EARLY POLLS PROV

REPUBLICAN PARTY CANDIDATES FOR PRESIDENT CD-2
CONGRESSIONAL DISTRICT 2

(VOTE FOR) 1						
SANTORUM, RICK.	2	.37	2	0	0	
COOK, TIM	2	.37	0	2	0	
PAUL, RAND	5	.92	4	1	0	
RUBIO, MARCO	38	7.00	35	3	0	
GRAHAM, LINDSEY	1	.18	0	0	1	
KASICH, JOHN R.	42	7.73	30	12	0	
BUSH, JEB	5	.92	5	0	0	
TRUMP, DONALD J.	235	43.28	169	61	5	
FIORINA, CARLY.	2	.37	1	1	0	
PATAKI, GEORGE E.	0		0	0	0	
CRUZ, TED	188	34.62	125	61	2	
HUCKABEE, MIKE.	2	.37	1	1	0	
CHRISTIE, CHRIS	1	.18	1	0	0	
CARSON, BEN.	20	3.68	18	2	0	
Over Votes	0		0	0	0	
Under Votes	1		1	0	0	

Final Count
GREEN PARTY

Run Date:03/29/16 02:48 PM

Report EL30A Page 0027-04

0027 027

TOTAL VOTES % EARLY POLLS PROV

GREEN PARTY CANDIDATES FOR PRESIDENT CD-2
STATCONGRESSIONAL DISTRICT 2

(VOTE FOR) 1						
MESPLAY, KENT	0		0	0	0	
STEIN, JILL.	1	100.00	1	0	0	
Over Votes	0		0	0	0	
Under Votes	0		0	0	0	

Final Count
STATISTICS

Run Date:03/29/16 02:48 PM

Report EL30A Page 0028-01

0028 028

TOTAL VOTES % EARLY POLLS PROV

REGISTERED VOTERS - TOTAL	1,533					
REGISTERED VOTERS - DEMOCRATIC PARTY	1,096	71.49				
REGISTERED VOTERS - REPUBLICAN PARTY	423	27.59				
REGISTERED VOTERS - GREEN PARTY	14	.91				
BALLOTS CAST - TOTAL.	863		643	174	46	
BALLOTS CAST - NONPARTISAN.	0		0	0	0	
BALLOTS CAST - DEMOCRATIC PARTY	629	72.89	498	97	34	
BALLOTS CAST - REPUBLICAN PARTY	230	26.65	142	76	12	
BALLOTS CAST - GREEN PARTY.	4	.46	3	1	0	
BALLOTS CAST - BLANK.	1	.12	1	0	0	
VOTER TURNOUT - TOTAL		56.29				
VOTER TURNOUT - DEMOCRATIC PARTY.		57.39				
VOTER TURNOUT - REPUBLICAN PARTY.		54.37				
VOTER TURNOUT - GREEN PARTY		28.57				
VOTER TURNOUT - BLANK07				

Final Count
DEMOCRATIC PARTY

Run Date:03/29/16 02:48 PM

Report EL30A Page 0028-02

0028 028

	TOTAL VOTES	%	EARLY	POLLS	PROV
DEMOCRATIC PARTY CANDIDATES FOR PRESIDENT CD-2					
CONGRESSIONAL DISTRICT 2					
(VOTE FOR) 1					
DE LA FUENTE, ROQUE "ROCKY"	1	.16	1	0	0
STEINBERG, MICHAEL	0		0	0	0
SANDERS, BERNIE	284	45.22	195	62	27
O'MALLEY, MARTIN J.	5	.80	5	0	0
CLINTON, HILLARY	336	53.50	294	35	7
HEWES, HENRY	2	.32	2	0	0
Over Votes	0		0	0	0
Under Votes	1		1	0	0
Final Count					
REPUBLICAN PARTY					

Run Date:03/29/16 02:48 PM

Report EL30A Page 0028-03

0028 028

	TOTAL VOTES	%	EARLY	POLLS	PROV
REPUBLICAN PARTY CANDIDATES FOR PRESIDENT CD-2					
CONGRESSIONAL DISTRICT 2					
(VOTE FOR) 1					
SANTORUM, RICK.	0		0	0	0
COOK, TIM	0		0	0	0
PAUL, RAND	1	.43	0	1	0
RUBIO, MARCO	25	10.87	24	0	1
GRAHAM, LINDSEY	0		0	0	0
KASICH, JOHN R.	16	6.96	7	9	0
BUSH, JEB	5	2.17	4	1	0
TRUMP, DONALD J.	100	43.48	55	42	3
FIORINA, CARLY.	2	.87	2	0	0
PATAKI, GEORGE E.	0		0	0	0
CRUZ, TED	69	30.00	40	22	7
HUCKABEE, MIKE	0		0	0	0
CHRISTIE, CHRIS	1	.43	1	0	0
CARSON, BEN.	11	4.78	9	1	1
Over Votes	0		0	0	0
Under Votes	0		0	0	0
Final Count					
GREEN PARTY					

Run Date:03/29/16 02:48 PM

Report EL30A Page 0028-04

0028 028

	TOTAL VOTES	%	EARLY	POLLS	PROV
GREEN PARTY CANDIDATES FOR PRESIDENT CD-2					
CONGRESSIONAL DISTRICT 2					
(VOTE FOR) 1					
MESPLAY, KENT	1	25.00	0	1	0
STEIN, JILL	3	75.00	3	0	0
Over Votes	0		0	0	0
Under Votes	0		0	0	0
Final Count					
STATISTICS					

Run Date:03/29/16 02:48 PM

Report EL30A Page 0029-01

0029 029

	TOTAL VOTES	%	EARLY	POLLS	PROV
REGISTERED VOTERS - TOTAL	3,051				
REGISTERED VOTERS - DEMOCRATIC PARTY	1,533	50.25			
REGISTERED VOTERS - REPUBLICAN PARTY	1,508	49.43			
REGISTERED VOTERS - GREEN PARTY	10	.33			
BALLOTS CAST - TOTAL	2,008		1,583	384	41
BALLOTS CAST - NONPARTISAN	0		0	0	0
BALLOTS CAST - DEMOCRATIC PARTY	1,006	50.10	797	177	32
BALLOTS CAST - REPUBLICAN PARTY	998	49.70	783	206	9
BALLOTS CAST - GREEN PARTY	4	.20	3	1	0
BALLOTS CAST - BLANK	11	.55	7	4	0
VOTER TURNOUT - TOTAL		65.81			
VOTER TURNOUT - DEMOCRATIC PARTY		65.62			
VOTER TURNOUT - REPUBLICAN PARTY		66.18			
VOTER TURNOUT - GREEN PARTY		40.00			
VOTER TURNOUT - BLANK		.36			
Final Count					
DEMOCRATIC PARTY					

Run Date:03/29/16 02:48 PM

Report EL30A Page 0029-02

0029 029

	TOTAL VOTES	%	EARLY	POLLS	PROV
DEMOCRATIC PARTY CANDIDATES FOR PRESIDENT CD-2					
CONGRESSIONAL DISTRICT 2					
(VOTE FOR) 1					
DE LA FUENTE, ROQUE "ROCKY"	2	.20	2	0	0
STEINBERG, MICHAEL	4	.40	2	2	0
SANDERS, BERNIE	432	43.20	321	85	26
O'MALLEY, MARTIN J.	8	.80	7	1	0
CLINTON, HILLARY	553	55.30	461	86	6
HEWES, HENRY	1	.10	1	0	0
Over Votes	0		0	0	0
Under Votes	6		3	3	0

Final Count
REPUBLICAN PARTY

Run Date:03/29/16 02:48 PM

Report EL30A Page 0029-03

0029 029

	TOTAL VOTES	%	EARLY	POLLS	PROV
REPUBLICAN PARTY CANDIDATES FOR PRESIDENT CD-2 CONGRESSIONAL DISTRICT 2 (VOTE FOR) 1					
SANTORUM, RICK.	2	.20	2	0	0
COOK, TIM	0		0	0	0
PAUL, RAND	1	.10	1	0	0
RUBIO, MARCO	131	13.19	129	2	0
GRAHAM, LINDSEY	1	.10	1	0	0
KASICH, JOHN R.	139	14.00	102	35	2
BUSH, JEB	12	1.21	12	0	0
TRUMP, DONALD J.	388	39.07	296	86	6
FIORINA, CARLY.	1	.10	1	0	0
PATAKI, GEORGE E.	0		0	0	0
CRUZ, TED	293	29.51	211	81	1
HUCKABEE, MIKE.	3	.30	3	0	0
CHRISTIE, CHRIS	1	.10	1	0	0
CARSON, BEN.	21	2.11	20	1	0
Over Votes	0		0	0	0
Under Votes	5		4	1	0

Final Count
GREEN PARTY

Run Date:03/29/16 02:48 PM

Report EL30A Page 0029-04

0029 029

	TOTAL VOTES	%	EARLY	POLLS	PROV
GREEN PARTY CANDIDATES FOR PRESIDENT CD-2 STATCONGRESSIONAL DISTRICT 2 (VOTE FOR) 1					
MESPLAY, KENT	1	25.00	0	1	0
STEIN, JILL.	3	75.00	3	0	0
Over Votes	0		0	0	0
Under Votes	0		0	0	0

Final Count
STATISTICS

Run Date:03/29/16 02:48 PM

Report EL30A Page 0030-01

0030 030

	TOTAL VOTES	%	EARLY	POLLS	PROV
REGISTERED VOTERS - TOTAL	3,827				
REGISTERED VOTERS - DEMOCRATIC PARTY	2,112	55.19			
REGISTERED VOTERS - REPUBLICAN PARTY	1,694	44.26			
REGISTERED VOTERS - GREEN PARTY	21	.55			
BALLOTS CAST - TOTAL.	2,212		1,705	426	81
BALLOTS CAST - NONPARTISAN.	0		0	0	0
BALLOTS CAST - DEMOCRATIC PARTY	1,213	54.84	987	174	52
BALLOTS CAST - REPUBLICAN PARTY	996	45.03	715	252	29
BALLOTS CAST - GREEN PARTY.	3	.14	3	0	0
BALLOTS CAST - BLANK.	5	.23	4	1	0
VOTER TURNOUT - TOTAL		57.80			
VOTER TURNOUT - DEMOCRATIC PARTY.		57.43			
VOTER TURNOUT - REPUBLICAN PARTY.		58.80			
VOTER TURNOUT - GREEN PARTY		14.29			
VOTER TURNOUT - BLANK13			

Final Count
DEMOCRATIC PARTY

Run Date:03/29/16 02:48 PM

Report EL30A Page 0030-02

0030 030

	TOTAL VOTES	%	EARLY	POLLS	PROV
DEMOCRATIC PARTY CANDIDATES FOR PRESIDENT CD-2 CONGRESSIONAL DISTRICT 2 (VOTE FOR) 1					
DE LA FUENTE, ROQUE "ROCKY"	8	.66	6	1	1
STEINBERG, MICHAEL	10	.83	9	0	1
SANDERS, BERNIE	482	39.90	352	93	37
O'MALLEY, MARTIN J.	14	1.16	13	1	0
CLINTON, HILLARY	686	56.79	595	78	13
HEWES, HENRY	8	.66	8	0	0
Over Votes	3		3	0	0
Under Votes	2		1	1	0

Final Count
REPUBLICAN PARTY

Run Date:03/29/16 02:48 PM

Report EL30A Page 0030-03

0030 030

	TOTAL VOTES	%	EARLY	POLLS	PROV
REPUBLICAN PARTY CANDIDATES FOR PRESIDENT CD-2 CONGRESSIONAL DISTRICT 2 (VOTE FOR) 1					
SANTORUM, RICK.	0		0	0	0
COOK, TIM	0		0	0	0
PAUL, RAND	6	.61	4	2	0
RUBIO, MARCO	93	9.38	87	6	0
GRAHAM, LINDSEY	2	.20	1	0	1

KASICH, JOHN R.	66	6.66	44	20	2
BUSH, JEB	10	1.01	9	1	0
TRUMP, DONALD J.	484	48.84	348	118	18
FIORINA, CARLY.	3	.30	3	0	0
PATAKI, GEORGE E.	1	.10	1	0	0
CRUZ, TED	294	29.67	184	102	8
HUCKABEE, MIKE.	7	.71	7	0	0
CHRISTIE, CHRIS	1	.10	1	0	0
CARSON, BEN.	24	2.42	22	2	0
Over Votes	2		1	1	0
Under Votes	3		3	0	0
Final Count GREEN PARTY					

Run Date:03/29/16 02:48 PM

Report EL30A Page 0030-04

0030 030

TOTAL VOTES	%	EARLY	POLLS	PROV	
GREEN PARTY CANDIDATES FOR PRESIDENT CD-2 STATCONGRESSIONAL DISTRICT 2 (VOTE FOR) 1					
MESPLAY, KENT	1	33.33	1	0	0
STEIN, JILL.	2	66.67	2	0	0
Over Votes	0		0	0	0
Under Votes	0		0	0	0
Final Count STATISTICS					

Run Date:03/29/16 02:48 PM

Report EL30A Page 0031-01

0031 031

TOTAL VOTES	%	EARLY	POLLS	PROV
REGISTERED VOTERS - TOTAL	3,979			
REGISTERED VOTERS - DEMOCRATIC PARTY	1,680	42.22		
REGISTERED VOTERS - REPUBLICAN PARTY	2,289	57.53		
REGISTERED VOTERS - GREEN PARTY	10	.25		
BALLOTS CAST - TOTAL	2,501	2,052	373	76
BALLOTS CAST - NONPARTISAN	0	0	0	0
BALLOTS CAST - DEMOCRATIC PARTY	1,084	43.34	911	138
BALLOTS CAST - REPUBLICAN PARTY	1,416	56.62	1,141	234
BALLOTS CAST - GREEN PARTY	1	.04	0	1
BALLOTS CAST - BLANK	4	.16	2	0
VOTER TURNOUT - TOTAL		62.85		
VOTER TURNOUT - DEMOCRATIC PARTY		64.52		
VOTER TURNOUT - REPUBLICAN PARTY		61.86		
VOTER TURNOUT - GREEN PARTY		10.00		
VOTER TURNOUT - BLANK		.10		
Final Count DEMOCRATIC PARTY				

Run Date:03/29/16 02:48 PM

Report EL30A Page 0031-02

0031 031

TOTAL VOTES	%	EARLY	POLLS	PROV	
DEMOCRATIC PARTY CANDIDATES FOR PRESIDENT CD-2 CONGRESSIONAL DISTRICT 2 (VOTE FOR) 1					
DE LA FUENTE, ROQUE "ROCKY"	6	.56	6	0	0
STEINBERG, MICHAEL	0		0	0	0
SANDERS, BERNIE	465	43.02	366	82	17
O'MALLEY, MARTIN J.	3	.28	3	0	0
CLINTON, HILLARY	606	56.06	534	56	16
HEWES, HENRY	1	.09	1	0	0
Over Votes	0		0	0	0
Under Votes	3		1	0	2
Final Count REPUBLICAN PARTY					

Run Date:03/29/16 02:48 PM

Report EL30A Page 0031-03

0031 031

TOTAL VOTES	%	EARLY	POLLS	PROV	
REPUBLICAN PARTY CANDIDATES FOR PRESIDENT CD-2 CONGRESSIONAL DISTRICT 2 (VOTE FOR) 1					
SANTORUM, RICK.	0		0	0	0
COOK, TIM	0		0	0	0
PAUL, RAND	7	.50	7	0	0
RUBIO, MARCO	181	12.80	178	3	0
GRAHAM, LINDSEY	1	.07	1	0	0
KASICH, JOHN R.	161	11.39	128	31	2
BUSH, JEB	9	.64	8	1	0
TRUMP, DONALD J.	543	38.40	426	97	20
FIORINA, CARLY.	5	.35	5	0	0
PATAKI, GEORGE E.	3	.21	3	0	0
CRUZ, TED	448	31.68	331	99	18
HUCKABEE, MIKE.	4	.28	3	1	0
CHRISTIE, CHRIS	3	.21	3	0	0
CARSON, BEN.	49	3.47	47	1	1
Over Votes	1		0	1	0
Under Votes	1		1	0	0
Final Count GREEN PARTY					

Run Date:03/29/16 02:48 PM

Report EL30A Page 0031-04

0031 031

	TOTAL VOTES	%	EARLY	POLLS	PROV
GREEN PARTY CANDIDATES FOR PRESIDENT CD-2 STATCONGRESSIONAL DISTRICT 2 (VOTE FOR) 1					
MESPLAY, KENT	1	100.00	0	1	0
STEIN, JILL.	0		0	0	0
Over Votes	0		0	0	0
Under Votes	0		0	0	0
Final Count STATISTICS					

Run Date:03/29/16 02:48 PM

Report EL30A Page 0032-01

0032 032

	TOTAL VOTES	%	EARLY	POLLS	PROV
REGISTERED VOTERS - TOTAL	3,097				
REGISTERED VOTERS - DEMOCRATIC PARTY	1,378	44.49			
REGISTERED VOTERS - REPUBLICAN PARTY	1,714	55.34			
REGISTERED VOTERS - GREEN PARTY	5	.16			
BALLOTS CAST - TOTAL.	2,106		1,684	389	33
BALLOTS CAST - NONPARTISAN.	0		0	0	0
BALLOTS CAST - DEMOCRATIC PARTY	943	44.78	793	133	17
BALLOTS CAST - REPUBLICAN PARTY	1,161	55.13	889	256	16
BALLOTS CAST - GREEN PARTY.	2	.09	2	0	0
BALLOTS CAST - BLANK.	1	.05	1	0	0
VOTER TURNOUT - TOTAL		68.00			
VOTER TURNOUT - DEMOCRATIC PARTY.		68.43			
VOTER TURNOUT - REPUBLICAN PARTY.		67.74			
VOTER TURNOUT - GREEN PARTY		40.00			
VOTER TURNOUT - BLANK03			
Final Count DEMOCRATIC PARTY					

Run Date:03/29/16 02:48 PM

Report EL30A Page 0032-02

0032 032

	TOTAL VOTES	%	EARLY	POLLS	PROV
DEMOCRATIC PARTY CANDIDATES FOR PRESIDENT CD-2 CONGRESSIONAL DISTRICT 2 (VOTE FOR) 1					
DE LA FUENTE, ROQUE "ROCKY"	3	.32	3	0	0
STEINBERG, MICHAEL	0		0	0	0
SANDERS, BERNIE	339	35.95	271	59	9
O'MALLEY, MARTIN J.	6	.64	5	1	0
CLINTON, HILLARY	595	63.10	514	73	8
HEWES, HENRY	0		0	0	0
Over Votes	0		0	0	0
Under Votes	0		0	0	0
Final Count REPUBLICAN PARTY					

Run Date:03/29/16 02:48 PM

Report EL30A Page 0032-03

0032 032

	TOTAL VOTES	%	EARLY	POLLS	PROV
REPUBLICAN PARTY CANDIDATES FOR PRESIDENT CD-2 CONGRESSIONAL DISTRICT 2 (VOTE FOR) 1					
SANTORUM, RICK.	1	.09	1	0	0
COOK, TIM	0		0	0	0
PAUL, RAND	1	.09	1	0	0
RUBIO, MARCO	150	12.94	149	1	0
GRAHAM, LINDSEY	0		0	0	0
KASICH, JOHN R.	244	21.05	182	60	2
BUSH, JEB	5	.43	5	0	0
TRUMP, DONALD J.	478	41.24	337	130	11
FIORINA, CARLY.	9	.78	7	2	0
PATAKI, GEORGE E..	0		0	0	0
CRUZ, TED	254	21.92	189	62	3
HUCKABEE, MIKE.	2	.17	2	0	0
CHRISTIE, CHRIS	2	.17	2	0	0
CARSON, BEN.	13	1.12	12	1	0
Over Votes	1		1	0	0
Under Votes	1		1	0	0
Final Count GREEN PARTY					

Run Date:03/29/16 02:48 PM

Report EL30A Page 0032-04

0032 032

	TOTAL VOTES	%	EARLY	POLLS	PROV
GREEN PARTY CANDIDATES FOR PRESIDENT CD-2 STATCONGRESSIONAL DISTRICT 2 (VOTE FOR) 1					
MESPLAY, KENT	0		0	0	0
STEIN, JILL.	2	100.00	2	0	0
Over Votes	0		0	0	0
Under Votes	0		0	0	0
Final Count STATISTICS					

Run Date:03/29/16 02:48 PM

Report EL30A Page 0033-01

0033 033

	TOTAL VOTES	%	EARLY	POLLS	PROV
REGISTERED VOTERS - TOTAL	3,973				
REGISTERED VOTERS - DEMOCRATIC PARTY	2,545	64.06			
REGISTERED VOTERS - REPUBLICAN PARTY	1,385	34.86			
REGISTERED VOTERS - GREEN PARTY	43	1.08			
BALLOTS CAST - TOTAL	2,015		1,601	345	69
BALLOTS CAST - NONPARTISAN	0		0	0	0
BALLOTS CAST - DEMOCRATIC PARTY	1,302	64.62	1,036	215	51
BALLOTS CAST - REPUBLICAN PARTY	707	35.09	560	129	18
BALLOTS CAST - GREEN PARTY	6	.30	5	1	0
BALLOTS CAST - BLANK	7	.35	5	2	0
VOTER TURNOUT - TOTAL		50.72			
VOTER TURNOUT - DEMOCRATIC PARTY		51.16			
VOTER TURNOUT - REPUBLICAN PARTY		51.05			
VOTER TURNOUT - GREEN PARTY		13.95			
VOTER TURNOUT - BLANK18			

Final Count
DEMOCRATIC PARTY

Run Date:03/29/16 02:48 PM

Report EL30A Page 0033-02

0033 033

	TOTAL VOTES	%	EARLY	POLLS	PROV
DEMOCRATIC PARTY CANDIDATES FOR PRESIDENT CD-2 CONGRESSIONAL DISTRICT 2 (VOTE FOR) 1					
DE LA FUENTE, ROQUE "ROCKY"	6	.46	6	0	0
STEINBERG, MICHAEL	6	.46	5	1	0
SANDERS, BERNIE	630	48.69	460	141	29
O'MALLEY, MARTIN J.	15	1.16	13	2	0
CLINTON, HILLARY	631	48.76	543	68	20
HEWES, HENRY	6	.46	3	1	2
Over Votes	1		1	0	0
Under Votes	7		5	2	0

Final Count
REPUBLICAN PARTY

Run Date:03/29/16 02:48 PM

Report EL30A Page 0033-03

0033 033

	TOTAL VOTES	%	EARLY	POLLS	PROV
REPUBLICAN PARTY CANDIDATES FOR PRESIDENT CD-2 CONGRESSIONAL DISTRICT 2 (VOTE FOR) 1					
SANTORUM, RICK.	3	.42	3	0	0
COOK, TIM	1	.14	0	1	0
PAUL, RAND	2	.28	0	2	0
RUBIO, MARCO	66	9.34	66	0	0
GRAHAM, LINDSEY	3	.42	3	0	0
KASICH, JOHN R.	56	7.92	49	7	0
BUSH, JEB	10	1.41	9	1	0
TRUMP, DONALD J.	319	45.12	246	64	9
FLORINA, CARLY.	2	.28	2	0	0
PATAKI, GEORGE E.	2	.28	1	1	0
CRUZ, TED	213	30.13	152	52	9
HUCKABEE, MIKE.	4	.57	4	0	0
CHRISTIE, CHRIS	7	.99	7	0	0
CARSON, BEN.	19	2.69	18	1	0
Over Votes	0		0	0	0
Under Votes	0		0	0	0

Final Count
GREEN PARTY

Run Date:03/29/16 02:48 PM

Report EL30A Page 0033-04

0033 033

	TOTAL VOTES	%	EARLY	POLLS	PROV
GREEN PARTY CANDIDATES FOR PRESIDENT CD-2 STATCONGRESSIONAL DISTRICT 2 (VOTE FOR) 1					
MESPLAY, KENT	2	33.33	2	0	0
STEIN, JILL.	4	66.67	3	1	0
Over Votes	0		0	0	0
Under Votes	0		0	0	0

Final Count
STATISTICS

Run Date:03/29/16 02:48 PM

Report EL30A Page 0034-01

0034 034

	TOTAL VOTES	%	EARLY	POLLS	PROV
REGISTERED VOTERS - TOTAL	4,124				
REGISTERED VOTERS - DEMOCRATIC PARTY	1,853	44.93			
REGISTERED VOTERS - REPUBLICAN PARTY	2,266	54.95			
REGISTERED VOTERS - GREEN PARTY	5	.12			
BALLOTS CAST - TOTAL	2,572		1,981	531	60
BALLOTS CAST - NONPARTISAN	0		0	0	0
BALLOTS CAST - DEMOCRATIC PARTY	1,201	46.70	975	200	26
BALLOTS CAST - REPUBLICAN PARTY	1,369	53.23	1,005	330	34
BALLOTS CAST - GREEN PARTY	2	.08	1	1	0
BALLOTS CAST - BLANK	7	.27	3	3	1
VOTER TURNOUT - TOTAL		62.37			
VOTER TURNOUT - DEMOCRATIC PARTY		64.81			
VOTER TURNOUT - REPUBLICAN PARTY		60.41			

VOTER TURNOUT - GREEN PARTY 40.00
 VOTER TURNOUT - BLANK17
 Final Count
 DEMOCRATIC PARTY

Run Date:03/29/16 02:48 PM

Report EL30A Page 0034-02

0034 034

	TOTAL VOTES	%	EARLY	POLLS	PROV
DEMOCRATIC PARTY CANDIDATES FOR PRESIDENT CD-2					
CONGRESSIONAL DISTRICT 2					
(VOTE FOR) 1					
DE LA FUENTE, ROQUE "ROCKY"	6	.50	5	1	0
STEINBERG, MICHAEL	4	.34	3	1	0
SANDERS, BERNIE	508	42.55	379	113	16
O'MALLEY, MARTIN J.	10	.84	10	0	0
CLINTON, HILLARY	660	55.28	567	83	10
HEWES, HENRY	6	.50	6	0	0
Over Votes	2		2	0	0
Under Votes	5		3	2	0
Final Count					
REPUBLICAN PARTY					

Run Date:03/29/16 02:48 PM

Report EL30A Page 0034-03

0034 034

	TOTAL VOTES	%	EARLY	POLLS	PROV
REPUBLICAN PARTY CANDIDATES FOR PRESIDENT CD-2					
CONGRESSIONAL DISTRICT 2					
(VOTE FOR) 1					
SANTORUM, RICK.	1	.07	0	1	0
COOK, TIM	1	.07	1	0	0
PAUL, RAND	6	.44	6	0	0
RUBIO, MARCO	151	11.04	148	2	1
GRAHAM, LINDSEY	1	.07	1	0	0
KASICH, JOHN R.	145	10.60	99	43	3
BUSH, JEB	8	.58	7	0	1
TRUMP, DONALD J.	540	39.47	390	132	18
FIORINA, CARLY.	1	.07	1	0	0
PATAKI, GEORGE E.	0		0	0	0
CRUZ, TED	463	33.85	303	151	9
HUCKABEE, MIKE.	1	.07	1	0	0
CHRISTIE, CHRIS	0		0	0	0
CARSON, BEN.	50	3.65	48	1	1
Over Votes	0		0	0	0
Under Votes	1		0	0	1
Final Count					
GREEN PARTY					

Run Date:03/29/16 02:48 PM

Report EL30A Page 0034-04

0034 034

	TOTAL VOTES	%	EARLY	POLLS	PROV
GREEN PARTY CANDIDATES FOR PRESIDENT CD-2					
STATCONGRESSIONAL DISTRICT 2					
(VOTE FOR) 1					
MESPLAY, KENT	0		0	0	0
STEIN, JILL.	1	100.00	1	0	0
Over Votes	0		0	0	0
Under Votes	1		0	1	0
Final Count					
STATISTICS					

Run Date:03/29/16 02:48 PM

Report EL30A Page 0035-01

0035 035

	TOTAL VOTES	%	EARLY	POLLS	PROV
REGISTERED VOTERS - TOTAL	1,619				
REGISTERED VOTERS - DEMOCRATIC PARTY	1,243	76.78			
REGISTERED VOTERS - REPUBLICAN PARTY	357	22.05			
REGISTERED VOTERS - GREEN PARTY	19	1.17			
BALLOTS CAST - TOTAL	1,183		830	305	48
BALLOTS CAST - NONPARTISAN.	0		0	0	0
BALLOTS CAST - DEMOCRATIC PARTY	962	81.32	684	244	34
BALLOTS CAST - REPUBLICAN PARTY	216	18.26	143	59	14
BALLOTS CAST - GREEN PARTY.	5	.42	3	2	0
BALLOTS CAST - BLANK.	5	.42	3	1	1
VOTER TURNOUT - TOTAL		73.07			
VOTER TURNOUT - DEMOCRATIC PARTY.		77.39			
VOTER TURNOUT - REPUBLICAN PARTY.		60.50			
VOTER TURNOUT - GREEN PARTY		26.32			
VOTER TURNOUT - BLANK31			
Final Count					
DEMOCRATIC PARTY					

Run Date:03/29/16 02:48 PM

Report EL30A Page 0035-02

0035 035

	TOTAL VOTES	%	EARLY	POLLS	PROV
DEMOCRATIC PARTY CANDIDATES FOR PRESIDENT CD-2					
CONGRESSIONAL DISTRICT 2					
(VOTE FOR) 1					
DE LA FUENTE, ROQUE "ROCKY"	0		0	0	0
STEINBERG, MICHAEL	1	.10	0	1	0
SANDERS, BERNIE	513	53.55	330	157	26

O'MALLEY, MARTIN J.	2	.21	1	1	0
CLINTON, HILLARY	441	46.03	350	84	7
HEWES, HENRY	1	.10	1	0	0
Over Votes	0		0	0	0
Under Votes	4		2	1	1
Final Count REPUBLICAN PARTY					

Run Date:03/29/16 02:48 PM

Report EL30A Page 0035-03

0035 035

	TOTAL VOTES	%	EARLY	POLLS	PROV
REPUBLICAN PARTY CANDIDATES FOR PRESIDENT CD-2 CONGRESSIONAL DISTRICT 2 (VOTE FOR) 1					
SANTORUM, RICK.	0		0	0	0
COOK, TIM	0		0	0	0
PAUL, RAND	0		0	0	0
RUBIO, MARCO	24	11.16	24	0	0
GRAHAM, LINDSEY	1	.47	1	0	0
KASICH, JOHN R.	49	22.79	35	9	5
BUSH, JEB	3	1.40	3	0	0
TRUMP, DONALD J.	73	33.95	42	27	4
FIORINA, CARLY.	0		0	0	0
PATAKI, GEORGE E.	1	.47	1	0	0
CRUZ, TED	56	26.05	31	22	3
HUCKABEE, MIKE.	0		0	0	0
CHRISTIE, CHRIS	1	.47	0	1	0
CARSON, BEN.	7	3.26	5	0	2
Over Votes	0		0	0	0
Under Votes	1		1	0	0
Final Count GREEN PARTY					

Run Date:03/29/16 02:48 PM

Report EL30A Page 0035-04

0035 035

	TOTAL VOTES	%	EARLY	POLLS	PROV
GREEN PARTY CANDIDATES FOR PRESIDENT CD-2 STATCONGRESSIONAL DISTRICT 2 (VOTE FOR) 1					
MESPLAY, KENT	1	20.00	1	0	0
STEIN, JILL.	4	80.00	2	2	0
Over Votes	0		0	0	0
Under Votes	0		0	0	0
Final Count STATISTICS					

Run Date:03/29/16 02:48 PM

Report EL30A Page 0036-01

0036 036

	TOTAL VOTES	%	EARLY	POLLS	PROV
REGISTERED VOTERS - TOTAL	3,390				
REGISTERED VOTERS - DEMOCRATIC PARTY	2,665	78.61			
REGISTERED VOTERS - REPUBLICAN PARTY	694	20.47			
REGISTERED VOTERS - GREEN PARTY	31	.91			
BALLOTS CAST - TOTAL.	2,414		1,845	481	88
BALLOTS CAST - NONPARTISAN.	0		0	0	0
BALLOTS CAST - DEMOCRATIC PARTY	1,988	82.35	1,541	374	73
BALLOTS CAST - REPUBLICAN PARTY	413	17.11	297	102	14
BALLOTS CAST - GREEN PARTY.	13	.54	7	5	1
BALLOTS CAST - BLANK.	3	.12	2	0	1
VOTER TURNOUT - TOTAL		71.21			
VOTER TURNOUT - DEMOCRATIC PARTY.		74.60			
VOTER TURNOUT - REPUBLICAN PARTY.		59.51			
VOTER TURNOUT - GREEN PARTY		41.94			
VOTER TURNOUT - BLANK09			
Final Count DEMOCRATIC PARTY					

Run Date:03/29/16 02:48 PM

Report EL30A Page 0036-02

0036 036

	TOTAL VOTES	%	EARLY	POLLS	PROV
DEMOCRATIC PARTY CANDIDATES FOR PRESIDENT CD-2 CONGRESSIONAL DISTRICT 2 (VOTE FOR) 1					
DE LA FUENTE, ROQUE "ROCKY"	3	.15	3	0	0
STEINBERG, MICHAEL	3	.15	3	0	0
SANDERS, BERNIE	986	49.65	700	235	51
O'MALLEY, MARTIN J.	5	.25	5	0	0
CLINTON, HILLARY	985	49.60	825	139	21
HEWES, HENRY	4	.20	4	0	0
Over Votes	0		0	0	0
Under Votes	2		1	0	1
Final Count REPUBLICAN PARTY					

Run Date:03/29/16 02:48 PM

Report EL30A Page 0036-03

0036 036

	TOTAL VOTES	%	EARLY	POLLS	PROV
REPUBLICAN PARTY CANDIDATES FOR PRESIDENT CD-2 CONGRESSIONAL DISTRICT 2 (VOTE FOR) 1					

SANTORUM, RICK.	1	.24	1	0	0
COOK, TIM	2	.49	2	0	0
PAUL, RAND	2	.49	2	0	0
RUBIO, MARCO	53	12.86	50	1	2
GRAHAM, LINDSEY	0		0	0	0
KASICH, JOHN R.	73	17.72	48	20	5
BUSH, JEB	3	.73	3	0	0
TRUMP, DONALD J.	147	35.68	102	40	5
FIORINA, CARLY.	1	.24	1	0	0
PATAKI, GEORGE E.	0		0	0	0
CRUZ, TED	116	28.16	73	41	2
HUCKABEE, MIKE.	0		0	0	0
CHRISTIE, CHRIS	2	.49	2	0	0
CARSON, BEN.	12	2.91	12	0	0
Over Votes	0		0	0	0
Under Votes	1		1	0	0

Final Count
GREEN PARTY

Run Date:03/29/16 02:48 PM

Report EL30A Page 0036-04

0036 036

TOTAL VOTES % EARLY POLLS PROV

GREEN PARTY CANDIDATES FOR PRESIDENT CD-2

STATCONGRESSIONAL DISTRICT 2

(VOTE FOR) 1

MESPLAY, KENT	1	7.69	0	0	1
STEIN, JILL.	12	92.31	7	5	0
Over Votes	0		0	0	0
Under Votes	0		0	0	0

Final Count
STATISTICS

Run Date:03/29/16 02:48 PM

Report EL30A Page 0037-01

0037 037

TOTAL VOTES % EARLY POLLS PROV

REGISTERED VOTERS - TOTAL	3,323				
REGISTERED VOTERS - DEMOCRATIC PARTY	1,558	46.89			
REGISTERED VOTERS - REPUBLICAN PARTY	1,755	52.81			
REGISTERED VOTERS - GREEN PARTY	10	.30			
BALLOTS CAST - TOTAL	2,109		1,703	353	53
BALLOTS CAST - NONPARTISAN	0		0	0	0
BALLOTS CAST - DEMOCRATIC PARTY	999	47.37	860	114	25
BALLOTS CAST - REPUBLICAN PARTY	1,109	52.58	843	239	27
BALLOTS CAST - GREEN PARTY	1	.05	0	0	1
BALLOTS CAST - BLANK	8	.38	7	1	0
VOTER TURNOUT - TOTAL		63.47			
VOTER TURNOUT - DEMOCRATIC PARTY		64.12			
VOTER TURNOUT - REPUBLICAN PARTY		63.19			
VOTER TURNOUT - GREEN PARTY		10.00			
VOTER TURNOUT - BLANK		.24			

Final Count
DEMOCRATIC PARTY

Run Date:03/29/16 02:48 PM

Report EL30A Page 0037-02

0037 037

TOTAL VOTES % EARLY POLLS PROV

DEMOCRATIC PARTY CANDIDATES FOR PRESIDENT CD-2

CONGRESSIONAL DISTRICT 2

(VOTE FOR) 1

DE LA FUENTE, ROQUE "ROCKY"	2	.20	2	0	0
STEINBERG, MICHAEL	6	.61	4	2	0
SANDERS, BERNIE	391	39.46	317	57	17
O'MALLEY, MARTIN J.	2	.20	1	1	0
CLINTON, HILLARY	586	59.13	525	53	8
HEWES, HENRY	4	.40	4	0	0
Over Votes	1		1	0	0
Under Votes	7		6	1	0

Final Count
REPUBLICAN PARTY

Run Date:03/29/16 02:48 PM

Report EL30A Page 0037-03

0037 037

TOTAL VOTES % EARLY POLLS PROV

REPUBLICAN PARTY CANDIDATES FOR PRESIDENT CD-2

CONGRESSIONAL DISTRICT 2

(VOTE FOR) 1

SANTORUM, RICK.	1	.09	1	0	0
COOK, TIM	0		0	0	0
PAUL, RAND	8	.72	7	1	0
RUBIO, MARCO	110	9.94	109	1	0
GRAHAM, LINDSEY	2	.18	2	0	0
KASICH, JOHN R.	97	8.76	67	27	3
BUSH, JEB	8	.72	6	2	0
TRUMP, DONALD J.	509	45.98	365	129	15
FIORINA, CARLY.	3	.27	3	0	0
PATAKI, GEORGE E.	1	.09	1	0	0
CRUZ, TED	327	29.54	242	77	8
HUCKABEE, MIKE.	1	.09	1	0	0
CHRISTIE, CHRIS	4	.36	3	0	1
CARSON, BEN.	36	3.25	35	1	0
Over Votes	1		0	1	0

Under Votes 1 1 0 0
 Final Count
 GREEN PARTY

Run Date:03/29/16 02:48 PM

Report EL30A Page 0037-04

0037 037

TOTAL VOTES	%	EARLY	POLLS	PROV
GREEN PARTY CANDIDATES FOR PRESIDENT CD-2 STATCONGRESSIONAL DISTRICT 2 (VOTE FOR) 1				
MESPLAY, KENT	0	0	0	0
STEIN, JILL	1 100.00	0	0	1
Over Votes	0	0	0	0
Under Votes	0	0	0	0
Final Count STATISTICS				

Run Date:03/29/16 02:48 PM

Report EL30A Page 0038-01

0038 038

TOTAL VOTES	%	EARLY	POLLS	PROV
REGISTERED VOTERS - TOTAL 4,223				
REGISTERED VOTERS - DEMOCRATIC PARTY	1,550 36.70			
REGISTERED VOTERS - REPUBLICAN PARTY	2,664 63.08			
REGISTERED VOTERS - GREEN PARTY	9 .21			
BALLOTS CAST - TOTAL	2,982	2,230	693	59
BALLOTS CAST - NONPARTISAN	0	0	0	0
BALLOTS CAST - DEMOCRATIC PARTY	1,073 35.98	845	207	21
BALLOTS CAST - REPUBLICAN PARTY	1,908 63.98	1,384	486	38
BALLOTS CAST - GREEN PARTY	1 .03	1	0	0
BALLOTS CAST - BLANK	4 .13	4	0	0
VOTER TURNOUT - TOTAL	70.61			
VOTER TURNOUT - DEMOCRATIC PARTY	69.23			
VOTER TURNOUT - REPUBLICAN PARTY	71.62			
VOTER TURNOUT - GREEN PARTY	11.11			
VOTER TURNOUT - BLANK09			
Final Count DEMOCRATIC PARTY				

Run Date:03/29/16 02:48 PM

Report EL30A Page 0038-02

0038 038

TOTAL VOTES	%	EARLY	POLLS	PROV
DEMOCRATIC PARTY CANDIDATES FOR PRESIDENT CD-2 CONGRESSIONAL DISTRICT 2 (VOTE FOR) 1				
DE LA FUENTE, ROQUE "ROCKY"	2 .19	2	0	0
STEINBERG, MICHAEL	2 .19	2	0	0
SANDERS, BERNIE	421 39.38	310	98	13
O'MALLEY, MARTIN J.	10 .94	6	4	0
CLINTON, HILLARY	629 58.84	516	105	8
HEWES, HENRY	5 .47	5	0	0
Over Votes	1	1	0	0
Under Votes	3	3	0	0
Final Count REPUBLICAN PARTY				

Run Date:03/29/16 02:48 PM

Report EL30A Page 0038-03

0038 038

TOTAL VOTES	%	EARLY	POLLS	PROV
REPUBLICAN PARTY CANDIDATES FOR PRESIDENT CD-2 CONGRESSIONAL DISTRICT 2 (VOTE FOR) 1				
SANTORUM, RICK.	0	0	0	0
COOK, TIM	0	0	0	0
PAUL, RAND	0	0	0	0
RUBIO, MARCO	186 9.75	182	3	1
GRAHAM, LINDSEY	0	0	0	0
KASICH, JOHN R.	249 13.06	157	86	6
BUSH, JEB	7 .37	5	2	0
TRUMP, DONALD J.	854 44.78	618	219	17
FIORINA, CARLY.	3 .16	1	1	1
PATAKI, GEORGE E.	1 .05	1	0	0
CRUZ, TED	564 29.58	376	175	13
HUCKABEE, MIKE.	7 .37	7	0	0
CHRISTIE, CHRIS	2 .10	2	0	0
CARSON, BEN.	34 1.78	34	0	0
Over Votes	0	0	0	0
Under Votes	1	1	0	0
Final Count GREEN PARTY				

Run Date:03/29/16 02:48 PM

Report EL30A Page 0038-04

0038 038

TOTAL VOTES	%	EARLY	POLLS	PROV
GREEN PARTY CANDIDATES FOR PRESIDENT CD-2 STATCONGRESSIONAL DISTRICT 2 (VOTE FOR) 1				
MESPLAY, KENT	0	0	0	0
STEIN, JILL	1 100.00	1	0	0
Over Votes	0	0	0	0
Under Votes	0	0	0	0

Final Count
STATISTICS

Run Date:03/29/16 02:48 PM

Report EL30A Page 0039-01

0039 039

	TOTAL VOTES	%	EARLY	POLLS	PROV
REGISTERED VOTERS - TOTAL	3,027				
REGISTERED VOTERS - DEMOCRATIC PARTY	1,925	63.59			
REGISTERED VOTERS - REPUBLICAN PARTY	1,090	36.01			
REGISTERED VOTERS - GREEN PARTY	12	.40			
BALLOTS CAST - TOTAL	2,120		1,706	347	67
BALLOTS CAST - NONPARTISAN	0		0	0	0
BALLOTS CAST - DEMOCRATIC PARTY	1,414	66.70	1,151	217	46
BALLOTS CAST - REPUBLICAN PARTY	702	33.11	551	130	21
BALLOTS CAST - GREEN PARTY	4	.19	4	0	0
BALLOTS CAST - BLANK	4	.19	3	1	0
VOTER TURNOUT - TOTAL		70.04			
VOTER TURNOUT - DEMOCRATIC PARTY		73.45			
VOTER TURNOUT - REPUBLICAN PARTY		64.40			
VOTER TURNOUT - GREEN PARTY		33.33			
VOTER TURNOUT - BLANK13			

Final Count
DEMOCRATIC PARTY

Run Date:03/29/16 02:48 PM

Report EL30A Page 0039-02

0039 039

	TOTAL VOTES	%	EARLY	POLLS	PROV
DEMOCRATIC PARTY CANDIDATES FOR PRESIDENT CD-2 CONGRESSIONAL DISTRICT 2 (VOTE FOR) 1					
DE LA FUENTE, ROQUE "ROCKY"	5	.35	5	0	0
STEINBERG, MICHAEL	4	.28	3	1	0
SANDERS, BERNIE	585	41.52	435	117	33
O'MALLEY, MARTIN J.	4	.28	3	1	0
CLINTON, HILLARY	807	57.27	697	97	13
HEWES, HENRY	4	.28	4	0	0
Over Votes	2		2	0	0
Under Votes	3		2	1	0

Final Count
REPUBLICAN PARTY

Run Date:03/29/16 02:48 PM

Report EL30A Page 0039-03

0039 039

	TOTAL VOTES	%	EARLY	POLLS	PROV
REPUBLICAN PARTY CANDIDATES FOR PRESIDENT CD-2 CONGRESSIONAL DISTRICT 2 (VOTE FOR) 1					
SANTORUM, RICK.	1	.14	1	0	0
COOK, TIM	0		0	0	0
PAUL, RAND	3	.43	2	0	1
RUBIO, MARCO	109	15.59	107	2	0
GRAHAM, LINDSEY	3	.43	3	0	0
KASICH, JOHN R.	138	19.74	104	32	2
BUSH, JEB	6	.86	6	0	0
TRUMP, DONALD J.	233	33.33	183	47	3
FIORINA, CARLY.	4	.57	3	1	0
PATAKI, GEORGE E.	0		0	0	0
CRUZ, TED	184	26.32	122	48	14
HUCKABEE, MIKE.	0		0	0	0
CHRISTIE, CHRIS	1	.14	1	0	0
CARSON, BEN.	17	2.43	16	0	1
Over Votes	2		2	0	0
Under Votes	1		1	0	0

Final Count
GREEN PARTY

Run Date:03/29/16 02:48 PM

Report EL30A Page 0039-04

0039 039

	TOTAL VOTES	%	EARLY	POLLS	PROV
GREEN PARTY CANDIDATES FOR PRESIDENT CD-2 STATCONGRESSIONAL DISTRICT 2 (VOTE FOR) 1					
MESPLAY, KENT	0		0	0	0
STEIN, JILL.	4	100.00	4	0	0
Over Votes	0		0	0	0
Under Votes	0		0	0	0

Final Count
STATISTICS

Run Date:03/29/16 02:48 PM

Report EL30A Page 0040-01

0040 040

	TOTAL VOTES	%	EARLY	POLLS	PROV
REGISTERED VOTERS - TOTAL	1,510				
REGISTERED VOTERS - DEMOCRATIC PARTY	999	66.16			
REGISTERED VOTERS - REPUBLICAN PARTY	490	32.45			
REGISTERED VOTERS - GREEN PARTY	21	1.39			
BALLOTS CAST - TOTAL	918		669	223	26
BALLOTS CAST - NONPARTISAN	0		0	0	0
BALLOTS CAST - DEMOCRATIC PARTY	648	70.59	489	141	18
BALLOTS CAST - REPUBLICAN PARTY	266	28.98	179	79	8

BALLOTS CAST - GREEN PARTY	4	.44	1	3	0
BALLOTS CAST - BLANK	2	.22	1	1	0
VOTER TURNOUT - TOTAL		60.79			
VOTER TURNOUT - DEMOCRATIC PARTY		64.86			
VOTER TURNOUT - REPUBLICAN PARTY		54.29			
VOTER TURNOUT - GREEN PARTY		19.05			
VOTER TURNOUT - BLANK13			

Final Count
DEMOCRATIC PARTY

Run Date:03/29/16 02:48 PM

Report EL30A Page 0040-02

0040 040

TOTAL VOTES	%	EARLY	POLLS	PROV
-------------	---	-------	-------	------

DEMOCRATIC PARTY CANDIDATES FOR PRESIDENT CD-2
CONGRESSIONAL DISTRICT 2
(VOTE FOR) 1

DE LA FUENTE, ROQUE "ROCKY"	3	.46	3	0	0
STEINBERG, MICHAEL	4	.62	4	0	0
SANDERS, BERNIE	386	59.66	274	96	16
O'MALLEY, MARTIN J.	3	.46	2	1	0
CLINTON, HILLARY	247	38.18	202	43	2
HEWES, HENRY	4	.62	3	1	0
Over Votes	0		0	0	0
Under Votes	1		1	0	0

Final Count
REPUBLICAN PARTY

Run Date:03/29/16 02:48 PM

Report EL30A Page 0040-03

0040 040

TOTAL VOTES	%	EARLY	POLLS	PROV
-------------	---	-------	-------	------

REPUBLICAN PARTY CANDIDATES FOR PRESIDENT CD-2
CONGRESSIONAL DISTRICT 2
(VOTE FOR) 1

SANTORUM, RICK.	0		0	0	0
COOK, TIM	1	.38	1	0	0
PAUL, RAND	2	.75	2	0	0
RUBIO, MARCO	12	4.53	11	1	0
GRAHAM, LINDSEY	0		0	0	0
KASICH, JOHN R.	20	7.55	12	7	1
BUSH, JEB	4	1.51	4	0	0
TRUMP, DONALD J.	136	51.32	96	37	3
FIORINA, CARLY.	1	.38	1	0	0
PATAKI, GEORGE E.	0		0	0	0
CRUZ, TED	85	32.08	48	33	4
HUCKABEE, MIKE.	1	.38	1	0	0
CHRISTIE, CHRIS	0		0	0	0
CARSON, BEN.	3	1.13	3	0	0
Over Votes	0		0	0	0
Under Votes	1		0	1	0

Final Count
GREEN PARTY

Run Date:03/29/16 02:48 PM

Report EL30A Page 0040-04

0040 040

TOTAL VOTES	%	EARLY	POLLS	PROV
-------------	---	-------	-------	------

GREEN PARTY CANDIDATES FOR PRESIDENT CD-2
STATCONGRESSIONAL DISTRICT 2
(VOTE FOR) 1

MESPLAY, KENT	0		0	0	0
STEIN, JILL.	4	100.00	1	3	0
Over Votes	0		0	0	0
Under Votes	0		0	0	0

Final Count
STATISTICS

Run Date:03/29/16 02:48 PM

Report EL30A Page 0041-01

0041 041

TOTAL VOTES	%	EARLY	POLLS	PROV
-------------	---	-------	-------	------

REGISTERED VOTERS - TOTAL	4,194				
REGISTERED VOTERS - DEMOCRATIC PARTY	2,372	56.56			
REGISTERED VOTERS - REPUBLICAN PARTY	1,807	43.09			
REGISTERED VOTERS - GREEN PARTY	15	.36			
BALLOTS CAST - TOTAL	2,488		1,944	466	78
BALLOTS CAST - NONPARTISAN	0		0	0	0
BALLOTS CAST - DEMOCRATIC PARTY	1,414	56.83	1,138	225	51
BALLOTS CAST - REPUBLICAN PARTY	1,069	42.97	802	240	27
BALLOTS CAST - GREEN PARTY	5	.20	4	1	0
BALLOTS CAST - BLANK	9	.36	8	1	0
VOTER TURNOUT - TOTAL		59.32			
VOTER TURNOUT - DEMOCRATIC PARTY		59.61			
VOTER TURNOUT - REPUBLICAN PARTY		59.16			
VOTER TURNOUT - GREEN PARTY		33.33			
VOTER TURNOUT - BLANK21			

Final Count
DEMOCRATIC PARTY

Run Date:03/29/16 02:48 PM

Report EL30A Page 0041-02

0041 041

TOTAL VOTES	%	EARLY	POLLS	PROV
-------------	---	-------	-------	------

DEMOCRATIC PARTY CANDIDATES FOR PRESIDENT CD-2

CONGRESSIONAL DISTRICT 2
(VOTE FOR) 1

DE LA FUENTE, ROQUE "ROCKY"	7	.50	2	2	3
STEINBERG, MICHAEL	13	.92	11	2	0
SANDERS, BERNIE	629	44.74	452	144	33
O'MALLEY, MARTIN J.	16	1.14	13	3	0
CLINTON, HILLARY	733	52.13	646	73	14
HEWES, HENRY	8	.57	7	0	1
Over Votes	0		0	0	0
Under Votes	8		7	1	0

Final Count
REPUBLICAN PARTY

Run Date:03/29/16 02:48 PM

Report EL30A Page 0041-03

0041 041

TOTAL VOTES % EARLY POLLS PROV

REPUBLICAN PARTY CANDIDATES FOR PRESIDENT CD-2
CONGRESSIONAL DISTRICT 2
(VOTE FOR) 1

SANTORUM, RICK.	0		0	0	0
COOK, TIM	2	.19	1	0	1
PAUL, RAND	4	.37	2	2	0
RUBIO, MARCO	126	11.81	123	3	0
GRAHAM, LINDSEY	1	.09	1	0	0
KASICH, JOHN R.	92	8.62	67	23	2
BUSH, JEB	13	1.22	12	1	0
TRUMP, DONALD J.	493	46.20	357	119	17
FIORINA, CARLY.	0		0	0	0
PATAKI, GEORGE E.	0		0	0	0
CRUZ, TED	300	28.12	205	88	7
HUCKABEE, MIKE	2	.19	0	2	0
CHRISTIE, CHRIS	3	.28	3	0	0
CARSON, BEN.	31	2.91	30	1	0
Over Votes	1		0	1	0
Under Votes	1		1	0	0

Final Count
GREEN PARTY

Run Date:03/29/16 02:48 PM

Report EL30A Page 0041-04

0041 041

TOTAL VOTES % EARLY POLLS PROV

GREEN PARTY CANDIDATES FOR PRESIDENT CD-2
CONGRESSIONAL DISTRICT 2
(VOTE FOR) 1

MESPLAY, KENT	2	40.00	2	0	0
STEIN, JILL	3	60.00	2	1	0
Over Votes	0		0	0	0
Under Votes	0		0	0	0

Final Count
STATISTICS

Run Date:03/29/16 02:48 PM

Report EL30A Page 0042-01

0042 042

TOTAL VOTES % EARLY POLLS PROV

REGISTERED VOTERS - TOTAL	2,184				
REGISTERED VOTERS - DEMOCRATIC PARTY	1,133	51.88			
REGISTERED VOTERS - REPUBLICAN PARTY	1,039	47.57			
REGISTERED VOTERS - GREEN PARTY	12	.55			
BALLOTS CAST - TOTAL	1,517		1,199	286	32
BALLOTS CAST - NONPARTISAN	0		0	0	0
BALLOTS CAST - DEMOCRATIC PARTY	799	52.67	649	134	16
BALLOTS CAST - REPUBLICAN PARTY	711	46.87	544	151	16
BALLOTS CAST - GREEN PARTY	7	.46	6	1	0
BALLOTS CAST - BLANK	3	.20	3	0	0
VOTER TURNOUT - TOTAL		69.46			
VOTER TURNOUT - DEMOCRATIC PARTY		70.52			
VOTER TURNOUT - REPUBLICAN PARTY		68.43			
VOTER TURNOUT - GREEN PARTY		58.33			
VOTER TURNOUT - BLANK		.14			

Final Count
DEMOCRATIC PARTY

Run Date:03/29/16 02:48 PM

Report EL30A Page 0042-02

0042 042

TOTAL VOTES % EARLY POLLS PROV

DEMOCRATIC PARTY CANDIDATES FOR PRESIDENT CD-2
CONGRESSIONAL DISTRICT 2
(VOTE FOR) 1

DE LA FUENTE, ROQUE "ROCKY"	4	.50	3	1	0
STEINBERG, MICHAEL	0		0	0	0
SANDERS, BERNIE	291	36.51	229	55	7
O'MALLEY, MARTIN J.	4	.50	4	0	0
CLINTON, HILLARY	497	62.36	410	78	9
HEWES, HENRY	1	.13	1	0	0
Over Votes	0		0	0	0
Under Votes	2		2	0	0

Final Count
REPUBLICAN PARTY

Run Date:03/29/16 02:48 PM

Report EL30A Page 0042-03

0042 042

	TOTAL VOTES	%	EARLY	POLLS	PROV
REPUBLICAN PARTY CANDIDATES FOR PRESIDENT CD-2 CONGRESSIONAL DISTRICT 2 (VOTE FOR) 1					
SANTORUM, RICK.	0		0	0	0
COOK, TIM	0		0	0	0
PAUL, RAND	2	.28	2	0	0
RUBIO, MARCO	88	12.41	87	1	0
GRAHAM, LINDSEY	0		0	0	0
KASICH, JOHN R.	146	20.59	107	37	2
BUSH, JEB	9	1.27	9	0	0
TRUMP, DONALD J.	278	39.21	208	63	7
FIORINA, CARLY.	1	.14	1	0	0
PATAKI, GEORGE E..	0		0	0	0
CRUZ, TED	172	24.26	116	49	7
HUCKABEE, MIKE.	0		0	0	0
CHRISTIE, CHRIS	4	.56	3	1	0
CARSON, BEN.	9	1.27	9	0	0
Over Votes	1		1	0	0
Under Votes	1		1	0	0
Final Count GREEN PARTY					

Run Date:03/29/16 02:48 PM

Report EL30A Page 0042-04

0042 042

	TOTAL VOTES	%	EARLY	POLLS	PROV
GREEN PARTY CANDIDATES FOR PRESIDENT CD-2 STATCONGRESSIONAL DISTRICT 2 (VOTE FOR) 1					
MESPLAY, KENT	2	28.57	1	1	0
STEIN, JILL.	5	71.43	5	0	0
Over Votes	0		0	0	0
Under Votes	0		0	0	0
Final Count STATISTICS					

Run Date:03/29/16 02:48 PM

Report EL30A Page 0043-01

0043 043

	TOTAL VOTES	%	EARLY	POLLS	PROV
REGISTERED VOTERS - TOTAL	1,930				
REGISTERED VOTERS - DEMOCRATIC PARTY	1,276	66.11			
REGISTERED VOTERS - REPUBLICAN PARTY	646	33.47			
REGISTERED VOTERS - GREEN PARTY	8	.41			
BALLOTS CAST - TOTAL.	1,191		946	194	51
BALLOTS CAST - NONPARTISAN.	0		0	0	0
BALLOTS CAST - DEMOCRATIC PARTY	798	67.00	639	122	37
BALLOTS CAST - REPUBLICAN PARTY	390	32.75	304	72	14
BALLOTS CAST - GREEN PARTY.	3	.25	3	0	0
BALLOTS CAST - BLANK.	7	.59	4	2	1
VOTER TURNOUT - TOTAL		61.71			
VOTER TURNOUT - DEMOCRATIC PARTY.		62.54			
VOTER TURNOUT - REPUBLICAN PARTY.		60.37			
VOTER TURNOUT - GREEN PARTY		37.50			
VOTER TURNOUT - BLANK36			
Final Count DEMOCRATIC PARTY					

Run Date:03/29/16 02:48 PM

Report EL30A Page 0043-02

0043 043

	TOTAL VOTES	%	EARLY	POLLS	PROV
DEMOCRATIC PARTY CANDIDATES FOR PRESIDENT CD-2 CONGRESSIONAL DISTRICT 2 (VOTE FOR) 1					
DE LA FUENTE, ROQUE "ROCKY"	6	.76	6	0	0
STEINBERG, MICHAEL	2	.25	2	0	0
SANDERS, BERNIE	372	46.91	270	73	29
O'MALLEY, MARTIN J.	0		0	0	0
CLINTON, HILLARY	410	51.70	354	49	7
HEWES, HENRY	3	.38	3	0	0
Over Votes	0		0	0	0
Under Votes	5		4	0	1
Final Count REPUBLICAN PARTY					

Run Date:03/29/16 02:48 PM

Report EL30A Page 0043-03

0043 043

	TOTAL VOTES	%	EARLY	POLLS	PROV
REPUBLICAN PARTY CANDIDATES FOR PRESIDENT CD-2 CONGRESSIONAL DISTRICT 2 (VOTE FOR) 1					
SANTORUM, RICK.	1	.26	0	1	0
COOK, TIM	1	.26	1	0	0
PAUL, RAND	1	.26	1	0	0
RUBIO, MARCO	38	9.79	37	0	1
GRAHAM, LINDSEY	0		0	0	0
KASICH, JOHN R.	57	14.69	48	9	0
BUSH, JEB	4	1.03	3	0	1
TRUMP, DONALD J.	154	39.69	118	30	6
FIORINA, CARLY.	1	.26	1	0	0
PATAKI, GEORGE E..	0		0	0	0

CRUZ, TED	121	31.19	86	30	5
HUCKABEE, MIKE.	0		0	0	0
CHRISTIE, CHRIS	0		0	0	0
CARSON, BEN.	10	2.58	9	0	1
Over Votes	0		0	0	0
Under Votes	2		0	2	0

Final Count
GREEN PARTY

Run Date:03/29/16 02:48 PM

Report EL30A Page 0043-04

0043 043

TOTAL VOTES % EARLY POLLS PROV

GREEN PARTY CANDIDATES FOR PRESIDENT CD-2
STATCONGRESSIONAL DISTRICT 2
(VOTE FOR) 1

MESPLAY, KENT	1	33.33	1	0	0
STEIN, JILL.	2	66.67	2	0	0
Over Votes	0		0	0	0
Under Votes	0		0	0	0

Final Count
STATISTICS

Run Date:03/29/16 02:48 PM

Report EL30A Page 0044-01

0044 044

TOTAL VOTES % EARLY POLLS PROV

REGISTERED VOTERS - TOTAL	4,212				
REGISTERED VOTERS - DEMOCRATIC PARTY	2,768	65.72			
REGISTERED VOTERS - REPUBLICAN PARTY	1,423	33.78			
REGISTERED VOTERS - GREEN PARTY	21	.50			
BALLOTS CAST - TOTAL	2,820		2,190	536	94
BALLOTS CAST - NONPARTISAN.	0		0	0	0
BALLOTS CAST - DEMOCRATIC PARTY	1,925	68.26	1,543	319	63
BALLOTS CAST - REPUBLICAN PARTY	886	31.42	641	216	29
BALLOTS CAST - GREEN PARTY.	9	.32	6	1	2
BALLOTS CAST - BLANK.	13	.46	9	4	0
VOTER TURNOUT - TOTAL		66.95			
VOTER TURNOUT - DEMOCRATIC PARTY.		69.54			
VOTER TURNOUT - REPUBLICAN PARTY.		62.26			
VOTER TURNOUT - GREEN PARTY		42.86			
VOTER TURNOUT - BLANK31			

Final Count
DEMOCRATIC PARTY

Run Date:03/29/16 02:48 PM

Report EL30A Page 0044-02

0044 044

TOTAL VOTES % EARLY POLLS PROV

DEMOCRATIC PARTY CANDIDATES FOR PRESIDENT CD-2
CONGRESSIONAL DISTRICT 2
(VOTE FOR) 1

DE LA FUENTE, ROQUE "ROCKY"	6	.31	5	1	0
STEINBERG, MICHAEL	1	.05	1	0	0
SANDERS, BERNIE	942	49.11	712	184	46
O'MALLEY, MARTIN J.	12	.63	10	2	0
CLINTON, HILLARY	957	49.90	810	130	17
HEWES, HENRY	0		0	0	0
Over Votes	0		0	0	0
Under Votes	7		5	2	0

Final Count
REPUBLICAN PARTY

Run Date:03/29/16 02:48 PM

Report EL30A Page 0044-03

0044 044

TOTAL VOTES % EARLY POLLS PROV

REPUBLICAN PARTY CANDIDATES FOR PRESIDENT CD-2
CONGRESSIONAL DISTRICT 2
(VOTE FOR) 1

SANTORUM, RICK.	1	.11	0	1	0
COOK, TIM	0		0	0	0
PAUL, RAND	7	.79	7	0	0
RUBIO, MARCO	114	12.94	110	4	0
GRAHAM, LINDSEY	1	.11	1	0	0
KASICH, JOHN R.	149	16.91	106	39	4
BUSH, JEB	4	.45	4	0	0
TRUMP, DONALD J.	360	40.86	250	98	12
FIORINA, CARLY.	2	.23	1	0	1
PATAKI, GEORGE E.	1	.11	1	0	0
CRUZ, TED	220	24.97	138	70	12
HUCKABEE, MIKE.	0		0	0	0
CHRISTIE, CHRIS	4	.45	3	1	0
CARSON, BEN.	18	2.04	17	1	0
Over Votes	0		0	0	0
Under Votes	5		3	2	0

Final Count
GREEN PARTY

Run Date:03/29/16 02:48 PM

Report EL30A Page 0044-04

0044 044

TOTAL VOTES % EARLY POLLS PROV

GREEN PARTY CANDIDATES FOR PRESIDENT CD-2
STATCONGRESSIONAL DISTRICT 2

(VOTE FOR) 1					
MESPLAY, KENT	2	25.00	2	0	0
STEIN, JILL.	6	75.00	3	1	2
Over Votes	0		0	0	0
Under Votes	1		1	0	0

Final Count
STATISTICS

Run Date:03/29/16 02:48 PM

Report EL30A Page 0045-01

0045 045

	TOTAL VOTES	%	EARLY	POLLS	PROV
REGISTERED VOTERS - TOTAL	3,250				
REGISTERED VOTERS - DEMOCRATIC PARTY	1,669	51.35			
REGISTERED VOTERS - REPUBLICAN PARTY	1,570	48.31			
REGISTERED VOTERS - GREEN PARTY	11	.34			
BALLOTS CAST - TOTAL	2,215		1,784	374	57
BALLOTS CAST - NONPARTISAN.	0		0	0	0
BALLOTS CAST - DEMOCRATIC PARTY	1,180	53.27	974	174	32
BALLOTS CAST - REPUBLICAN PARTY	1,034	46.68	809	200	25
BALLOTS CAST - GREEN PARTY.	1	.05	1	0	0
BALLOTS CAST - BLANK.	7	.32	5	2	0
VOTER TURNOUT - TOTAL		68.15			
VOTER TURNOUT - DEMOCRATIC PARTY.		70.70			
VOTER TURNOUT - REPUBLICAN PARTY.		65.86			
VOTER TURNOUT - GREEN PARTY		9.09			
VOTER TURNOUT - BLANK22			

Final Count
DEMOCRATIC PARTY

Run Date:03/29/16 02:48 PM

Report EL30A Page 0045-02

0045 045

	TOTAL VOTES	%	EARLY	POLLS	PROV
DEMOCRATIC PARTY CANDIDATES FOR PRESIDENT CD-2 CONGRESSIONAL DISTRICT 2 (VOTE FOR) 1					
DE LA FUENTE, ROQUE "ROCKY"	5	.42	4	1	0
STEINBERG, MICHAEL	5	.42	3	2	0
SANDERS, BERNIE	467	39.68	355	91	21
O'MALLEY, MARTIN J.	8	.68	8	0	0
CLINTON, HILLARY	690	58.62	601	79	10
HEWES, HENRY	2	.17	1	0	1
Over Votes	0		0	0	0
Under Votes	3		2	1	0

Final Count
REPUBLICAN PARTY

Run Date:03/29/16 02:48 PM

Report EL30A Page 0045-03

0045 045

	TOTAL VOTES	%	EARLY	POLLS	PROV
REPUBLICAN PARTY CANDIDATES FOR PRESIDENT CD-2 CONGRESSIONAL DISTRICT 2 (VOTE FOR) 1					
SANTORUM, RICK.	0		0	0	0
COOK, TIM	0		0	0	0
PAUL, RAND	4	.39	3	1	0
RUBIO, MARCO	166	16.12	160	6	0
GRAHAM, LINDSEY	1	.10	1	0	0
KASICH, JOHN R.	131	12.72	103	24	4
BUSH, JEB	7	.68	6	1	0
TRUMP, DONALD J.	380	36.89	291	76	13
FIORINA, CARLY.	2	.19	2	0	0
PATAKI, GEORGE E..	0		0	0	0
CRUZ, TED	302	29.32	205	89	8
HUCKABEE, MIKE.	1	.10	1	0	0
CHRISTIE, CHRIS	6	.58	6	0	0
CARSON, BEN.	30	2.91	28	2	0
Over Votes	0		0	0	0
Under Votes	4		3	1	0

Final Count
GREEN PARTY

Run Date:03/29/16 02:48 PM

Report EL30A Page 0045-04

0045 045

	TOTAL VOTES	%	EARLY	POLLS	PROV
GREEN PARTY CANDIDATES FOR PRESIDENT CD-2 STATCONGRESSIONAL DISTRICT 2 (VOTE FOR) 1					
MESPLAY, KENT	0		0	0	0
STEIN, JILL.	1	100.00	1	0	0
Over Votes	0		0	0	0
Under Votes	0		0	0	0

Final Count
STATISTICS

Run Date:03/29/16 02:48 PM

Report EL30A Page 0046-01

0046 046

	TOTAL VOTES	%	EARLY	POLLS	PROV
REGISTERED VOTERS - TOTAL	1,629				
REGISTERED VOTERS - DEMOCRATIC PARTY	1,227	75.32			
REGISTERED VOTERS - REPUBLICAN PARTY	362	22.22			

REGISTERED VOTERS - GREEN PARTY	40	2.46			
BALLOTS CAST - TOTAL.	991		740	212	39
BALLOTS CAST - NONPARTISAN.	0		0	0	0
BALLOTS CAST - DEMOCRATIC PARTY	805	81.23	606	165	34
BALLOTS CAST - REPUBLICAN PARTY	173	17.46	123	46	4
BALLOTS CAST - GREEN PARTY.	13	1.31	11	1	1
BALLOTS CAST - BLANK.	2	.20	1	1	0
VOTER TURNOUT - TOTAL		60.83			
VOTER TURNOUT - DEMOCRATIC PARTY.		65.61			
VOTER TURNOUT - REPUBLICAN PARTY.		47.79			
VOTER TURNOUT - GREEN PARTY		32.50			
VOTER TURNOUT - BLANK12			

Final Count
DEMOCRATIC PARTY

Run Date:03/29/16 02:48 PM

Report EL30A Page 0046-02

0046 046

TOTAL VOTES % EARLY POLLS PROV

DEMOCRATIC PARTY CANDIDATES FOR PRESIDENT CD-2
CONGRESSIONAL DISTRICT 2

(VOTE FOR) 1					
DE LA FUENTE, ROQUE "ROCKY"	6	.75	6	0	0
STEINBERG, MICHAEL	2	.25	2	0	0
SANDERS, BERNIE	495	61.57	349	121	25
O'MALLEY, MARTIN J.	2	.25	2	0	0
CLINTON, HILLARY	298	37.06	245	44	9
HEWES, HENRY	1	.12	1	0	0
Over Votes	0		0	0	0
Under Votes	1		1	0	0

Final Count
REPUBLICAN PARTY

Run Date:03/29/16 02:48 PM

Report EL30A Page 0046-03

0046 046

TOTAL VOTES % EARLY POLLS PROV

REPUBLICAN PARTY CANDIDATES FOR PRESIDENT CD-2
CONGRESSIONAL DISTRICT 2

(VOTE FOR) 1					
SANTORUM, RICK.	0		0	0	0
COOK, TIM	0		0	0	0
PAUL, RAND	1	.58	1	0	0
RUBIO, MARCO	18	10.47	16	2	0
GRAHAM, LINDSEY	1	.58	1	0	0
KASICH, JOHN R.	18	10.47	11	6	1
BUSH, JEB	1	.58	1	0	0
TRUMP, DONALD J.	66	38.37	47	18	1
FIORINA, CARLY.	3	1.74	2	1	0
PATAKI, GEORGE E.	0		0	0	0
CRUZ, TED	57	33.14	37	18	2
HUCKABEE, MIKE.	2	1.16	2	0	0
CHRISTIE, CHRIS	0		0	0	0
CARSON, BEN.	5	2.91	5	0	0
Over Votes	0		0	0	0
Under Votes	1		0	1	0

Final Count
GREEN PARTY

Run Date:03/29/16 02:48 PM

Report EL30A Page 0046-04

0046 046

TOTAL VOTES % EARLY POLLS PROV

GREEN PARTY CANDIDATES FOR PRESIDENT CD-2
STATCONGRESSIONAL DISTRICT 2

(VOTE FOR) 1					
MESPLAY, KENT	3	23.08	3	0	0
STEIN, JILL.	10	76.92	8	1	1
Over Votes	0		0	0	0
Under Votes	0		0	0	0

Final Count
STATISTICS

Run Date:03/29/16 02:48 PM

Report EL30A Page 0047-01

0047 047

TOTAL VOTES % EARLY POLLS PROV

REGISTERED VOTERS - TOTAL	1,905				
REGISTERED VOTERS - DEMOCRATIC PARTY	899	47.19			
REGISTERED VOTERS - REPUBLICAN PARTY	998	52.39			
REGISTERED VOTERS - GREEN PARTY	8	.42			
BALLOTS CAST - TOTAL.	1,181		906	245	30
BALLOTS CAST - NONPARTISAN.	0		0	0	0
BALLOTS CAST - DEMOCRATIC PARTY	543	45.98	451	81	11
BALLOTS CAST - REPUBLICAN PARTY	636	53.85	454	163	19
BALLOTS CAST - GREEN PARTY.	2	.17	1	1	0
BALLOTS CAST - BLANK.	5	.42	3	2	0
VOTER TURNOUT - TOTAL		61.99			
VOTER TURNOUT - DEMOCRATIC PARTY.		60.40			
VOTER TURNOUT - REPUBLICAN PARTY.		63.73			
VOTER TURNOUT - GREEN PARTY		25.00			
VOTER TURNOUT - BLANK26			

Final Count
DEMOCRATIC PARTY

Run Date:03/29/16 02:48 PM

Report EL30A Page 0047-02

0047 047

	TOTAL VOTES	%	EARLY	POLLS	PROV
DEMOCRATIC PARTY CANDIDATES FOR PRESIDENT CD-2					
CONGRESSIONAL DISTRICT 2					
(VOTE FOR) 1					
DE LA FUENTE, ROQUE "ROCKY"	3	.56	2	1	0
STEINBERG, MICHAEL	2	.37	1	1	0
SANDERS, BERNIE	223	41.30	175	40	8
O'MALLEY, MARTIN J.	10	1.85	9	1	0
CLINTON, HILLARY	298	55.19	257	38	3
HEWES, HENRY	4	.74	4	0	0
Over Votes	0		0	0	0
Under Votes	3		3	0	0
Final Count					
REPUBLICAN PARTY					

Run Date:03/29/16 02:48 PM

Report EL30A Page 0047-03

0047 047

	TOTAL VOTES	%	EARLY	POLLS	PROV
REPUBLICAN PARTY CANDIDATES FOR PRESIDENT CD-2					
CONGRESSIONAL DISTRICT 2					
(VOTE FOR) 1					
SANTORUM, RICK.	1	.16	0	1	0
COOK, TIM	0		0	0	0
PAUL, RAND	6	.95	5	1	0
RUBIO, MARCO	54	8.52	53	1	0
GRAHAM, LINDSEY	1	.16	1	0	0
KASICH, JOHN R.	61	9.62	47	11	3
BUSH, JEB	3	.47	3	0	0
TRUMP, DONALD J.	285	44.95	199	78	8
FIORINA, CARLY.	2	.32	2	0	0
PATAKI, GEORGE E.	0		0	0	0
CRUZ, TED	197	31.07	123	66	8
HUCKABEE, MIKE	1	.16	1	0	0
CHRISTIE, CHRIS	1	.16	1	0	0
CARSON, BEN.	22	3.47	19	3	0
Over Votes	1		0	1	0
Under Votes	1		0	1	0
Final Count					
GREEN PARTY					

Run Date:03/29/16 02:48 PM

Report EL30A Page 0047-04

0047 047

	TOTAL VOTES	%	EARLY	POLLS	PROV
GREEN PARTY CANDIDATES FOR PRESIDENT CD-2					
STATCONGRESSIONAL DISTRICT 2					
(VOTE FOR) 1					
MESPLAY, KENT	0		0	0	0
STEIN, JILL	1	100.00	1	0	0
Over Votes	0		0	0	0
Under Votes	1		0	1	0
Final Count					
STATISTICS					

Run Date:03/29/16 02:48 PM

Report EL30A Page 0048-01

0048 048

	TOTAL VOTES	%	EARLY	POLLS	PROV
REGISTERED VOTERS - TOTAL	4,614				
REGISTERED VOTERS - DEMOCRATIC PARTY	1,465	31.75			
REGISTERED VOTERS - REPUBLICAN PARTY	3,141	68.08			
REGISTERED VOTERS - GREEN PARTY	8	.17			
BALLOTS CAST - TOTAL	2,922		2,356	507	59
BALLOTS CAST - NONPARTISAN	0		0	0	0
BALLOTS CAST - DEMOCRATIC PARTY	904	30.94	777	105	22
BALLOTS CAST - REPUBLICAN PARTY	2,017	69.03	1,578	402	37
BALLOTS CAST - GREEN PARTY	1	.03	1	0	0
BALLOTS CAST - BLANK	3	.10	3	0	0
VOTER TURNOUT - TOTAL		63.33			
VOTER TURNOUT - DEMOCRATIC PARTY		61.71			
VOTER TURNOUT - REPUBLICAN PARTY		64.22			
VOTER TURNOUT - GREEN PARTY		12.50			
VOTER TURNOUT - BLANK		.07			
Final Count					
DEMOCRATIC PARTY					

Run Date:03/29/16 02:48 PM

Report EL30A Page 0048-02

0048 048

	TOTAL VOTES	%	EARLY	POLLS	PROV
DEMOCRATIC PARTY CANDIDATES FOR PRESIDENT CD-2					
CONGRESSIONAL DISTRICT 2					
(VOTE FOR) 1					
DE LA FUENTE, ROQUE "ROCKY"	6	.67	6	0	0
STEINBERG, MICHAEL	4	.44	4	0	0
SANDERS, BERNIE	376	41.73	298	63	15
O'MALLEY, MARTIN J.	17	1.89	15	1	1
CLINTON, HILLARY	494	54.83	447	41	6
HEWES, HENRY	4	.44	4	0	0
Over Votes	0		0	0	0
Under Votes	3		3	0	0

Final Count
REPUBLICAN PARTY

Run Date:03/29/16 02:48 PM

Report EL30A Page 0048-03

0048 048

	TOTAL VOTES	%	EARLY	POLLS	PROV
REPUBLICAN PARTY CANDIDATES FOR PRESIDENT CD-2 CONGRESSIONAL DISTRICT 2 (VOTE FOR) 1					
SANTORUM, RICK.	2	.10	2	0	0
COOK, TIM	0		0	0	0
PAUL, RAND	8	.40	6	2	0
RUBIO, MARCO	222	11.02	220	2	0
GRAHAM, LINDSEY	0		0	0	0
KASICH, JOHN R.	154	7.64	122	31	1
BUSH, JEB	9	.45	8	1	0
TRUMP, DONALD J.	883	43.82	705	154	24
FIORINA, CARLY.	2	.10	1	1	0
PATAKI, GEORGE E.	1	.05	1	0	0
CRUZ, TED	698	34.64	478	208	12
HUCKABEE, MIKE.	2	.10	1	1	0
CHRISTIE, CHRIS	2	.10	2	0	0
CARSON, BEN.	32	1.59	30	2	0
Over Votes	2		2	0	0
Under Votes	0		0	0	0

Final Count
GREEN PARTY

Run Date:03/29/16 02:48 PM

Report EL30A Page 0048-04

0048 048

	TOTAL VOTES	%	EARLY	POLLS	PROV
GREEN PARTY CANDIDATES FOR PRESIDENT CD-2 STATCONGRESSIONAL DISTRICT 2 (VOTE FOR) 1					
MESPLAY, KENT	0		0	0	0
STEIN, JILL.	1	100.00	1	0	0
Over Votes	0		0	0	0
Under Votes	0		0	0	0

Final Count
STATISTICS

Run Date:03/29/16 02:48 PM

Report EL30A Page 0049-01

0049 049

	TOTAL VOTES	%	EARLY	POLLS	PROV
REGISTERED VOTERS - TOTAL	4,477				
REGISTERED VOTERS - DEMOCRATIC PARTY	2,320	51.82			
REGISTERED VOTERS - REPUBLICAN PARTY	2,151	48.05			
REGISTERED VOTERS - GREEN PARTY	6	.13			
BALLOTS CAST - TOTAL.	3,247		2,603	590	54
BALLOTS CAST - NONPARTISAN.	0		0	0	0
BALLOTS CAST - DEMOCRATIC PARTY	1,736	53.46	1,414	295	27
BALLOTS CAST - REPUBLICAN PARTY	1,510	46.50	1,189	294	27
BALLOTS CAST - GREEN PARTY.	1	.03	0	1	0
BALLOTS CAST - BLANK.	6	.18	4	2	0
VOTER TURNOUT - TOTAL		72.53			
VOTER TURNOUT - DEMOCRATIC PARTY.		74.83			
VOTER TURNOUT - REPUBLICAN PARTY.		70.20			
VOTER TURNOUT - GREEN PARTY		16.67			
VOTER TURNOUT - BLANK13			

Final Count
DEMOCRATIC PARTY

Run Date:03/29/16 02:48 PM

Report EL30A Page 0049-02

0049 049

	TOTAL VOTES	%	EARLY	POLLS	PROV
DEMOCRATIC PARTY CANDIDATES FOR PRESIDENT CD-2 CONGRESSIONAL DISTRICT 2 (VOTE FOR) 1					
DE LA FUENTE, ROQUE "ROCKY"	4	.23	3	0	1
STEINBERG, MICHAEL	3	.17	3	0	0
SANDERS, BERNIE	621	35.85	482	130	9
O'MALLEY, MARTIN J.	10	.58	9	0	1
CLINTON, HILLARY	1,092	63.05	915	161	16
HEWES, HENRY	2	.12	0	2	0
Over Votes	0		0	0	0
Under Votes	4		2	2	0

Final Count
REPUBLICAN PARTY

Run Date:03/29/16 02:48 PM

Report EL30A Page 0049-03

0049 049

	TOTAL VOTES	%	EARLY	POLLS	PROV
REPUBLICAN PARTY CANDIDATES FOR PRESIDENT CD-2 CONGRESSIONAL DISTRICT 2 (VOTE FOR) 1					
SANTORUM, RICK.	1	.07	1	0	0
COOK, TIM	0		0	0	0
PAUL, RAND	4	.27	4	0	0
RUBIO, MARCO	226	15.01	220	6	0
GRAHAM, LINDSEY	1	.07	1	0	0

KASICH, JOHN R.	306	20.32	234	69	3
BUSH, JEB	5	.33	5	0	0
TRUMP, DONALD J.	552	36.65	412	124	16
FIORINA, CARLY.	2	.13	2	0	0
PATAKI, GEORGE E.	0		0	0	0
CRUZ, TED	381	25.30	280	93	8
HUCKABEE, MIKE.	3	.20	3	0	0
CHRISTIE, CHRIS	5	.33	5	0	0
CARSON, BEN.	20	1.33	19	1	0
Over Votes	2		1	1	0
Under Votes	2		2	0	0
Final Count GREEN PARTY					

Run Date:03/29/16 02:48 PM

Report EL30A Page 0049-04

0049 049

	TOTAL VOTES	%	EARLY	POLLS	PROV
GREEN PARTY CANDIDATES FOR PRESIDENT CD-2 STATCONGRESSIONAL DISTRICT 2 (VOTE FOR) 1					
MESPLAY, KENT	0		0	0	0
STEIN, JILL.	1	100.00	0	1	0
Over Votes	0		0	0	0
Under Votes	0		0	0	0
Final Count STATISTICS					

Run Date:03/29/16 02:48 PM

Report EL30A Page 0050-01

0050 050

	TOTAL VOTES	%	EARLY	POLLS	PROV
REGISTERED VOTERS - TOTAL	2,556				
REGISTERED VOTERS - DEMOCRATIC PARTY	1,307	51.13			
REGISTERED VOTERS - REPUBLICAN PARTY	1,243	48.63			
REGISTERED VOTERS - GREEN PARTY	6	.23			
BALLOTS CAST - TOTAL	1,498		1,147	310	41
BALLOTS CAST - NONPARTISAN	0		0	0	0
BALLOTS CAST - DEMOCRATIC PARTY	751	50.13	622	112	17
BALLOTS CAST - REPUBLICAN PARTY	747	49.87	525	198	24
BALLOTS CAST - GREEN PARTY	0		0	0	0
BALLOTS CAST - BLANK	6	.40	5	0	1
VOTER TURNOUT - TOTAL		58.61			
VOTER TURNOUT - DEMOCRATIC PARTY		57.46			
VOTER TURNOUT - REPUBLICAN PARTY		60.10			
VOTER TURNOUT - GREEN PARTY					
VOTER TURNOUT - BLANK		.23			
Final Count DEMOCRATIC PARTY					

Run Date:03/29/16 02:48 PM

Report EL30A Page 0050-02

0050 050

	TOTAL VOTES	%	EARLY	POLLS	PROV
DEMOCRATIC PARTY CANDIDATES FOR PRESIDENT CD-2 CONGRESSIONAL DISTRICT 2 (VOTE FOR) 1					
DE LA FUENTE, ROQUE "ROCKY"	6	.81	5	1	0
STEINBERG, MICHAEL	2	.27	1	1	0
SANDERS, BERNIE	353	47.45	273	66	14
O'MALLEY, MARTIN J.	8	1.08	8	0	0
CLINTON, HILLARY	372	50.00	326	44	2
HEWES, HENRY	3	.40	3	0	0
Over Votes	1		1	0	0
Under Votes	6		5	0	1
Final Count REPUBLICAN PARTY					

Run Date:03/29/16 02:48 PM

Report EL30A Page 0050-03

0050 050

	TOTAL VOTES	%	EARLY	POLLS	PROV
REPUBLICAN PARTY CANDIDATES FOR PRESIDENT CD-2 CONGRESSIONAL DISTRICT 2 (VOTE FOR) 1					
SANTORUM, RICK.	1	.13	0	1	0
COOK, TIM	1	.13	1	0	0
PAUL, RAND	4	.54	4	0	0
RUBIO, MARCO	87	11.66	84	2	1
GRAHAM, LINDSEY	0		0	0	0
KASICH, JOHN R.	63	8.45	47	15	1
BUSH, JEB	4	.54	4	0	0
TRUMP, DONALD J.	297	39.81	198	89	10
FIORINA, CARLY.	0		0	0	0
PATAKI, GEORGE E.	1	.13	0	1	0
CRUZ, TED	257	34.45	158	88	11
HUCKABEE, MIKE.	2	.27	2	0	0
CHRISTIE, CHRIS	2	.27	2	0	0
CARSON, BEN.	27	3.62	24	2	1
Over Votes	1		1	0	0
Under Votes	0		0	0	0
Final Count GREEN PARTY					

Run Date:03/29/16 02:48 PM

Report EL30A Page 0050-04

0050 050

	TOTAL VOTES	%	EARLY	POLLS	PROV
GREEN PARTY CANDIDATES FOR PRESIDENT CD-2 STATCONGRESSIONAL DISTRICT 2 (VOTE FOR) 1					
MESPLAY, KENT	0		0	0	0
STEIN, JILL.	0		0	0	0
Over Votes	0		0	0	0
Under Votes	0		0	0	0
Final Count STATISTICS					

Run Date:03/29/16 02:48 PM

Report EL30A Page 0051-01

0051 051

	TOTAL VOTES	%	EARLY	POLLS	PROV
REGISTERED VOTERS - TOTAL	3,732				
REGISTERED VOTERS - DEMOCRATIC PARTY	2,018	54.07			
REGISTERED VOTERS - REPUBLICAN PARTY	1,706	45.71			
REGISTERED VOTERS - GREEN PARTY	8	.21			
BALLOTS CAST - TOTAL	2,510		2,049	417	44
BALLOTS CAST - NONPARTISAN.	0		0	0	0
BALLOTS CAST - DEMOCRATIC PARTY	1,362	54.26	1,135	204	23
BALLOTS CAST - REPUBLICAN PARTY	1,148	45.74	914	213	21
BALLOTS CAST - GREEN PARTY.	0		0	0	0
BALLOTS CAST - BLANK.	11	.44	10	1	0
VOTER TURNOUT - TOTAL		67.26			
VOTER TURNOUT - DEMOCRATIC PARTY.		67.49			
VOTER TURNOUT - REPUBLICAN PARTY.		67.29			
VOTER TURNOUT - GREEN PARTY					
VOTER TURNOUT - BLANK29			
Final Count DEMOCRATIC PARTY					

Run Date:03/29/16 02:48 PM

Report EL30A Page 0051-02

0051 051

	TOTAL VOTES	%	EARLY	POLLS	PROV
DEMOCRATIC PARTY CANDIDATES FOR PRESIDENT CD-2 CONGRESSIONAL DISTRICT 2 (VOTE FOR) 1					
DE LA FUENTE, ROQUE "ROCKY"	6	.44	3	3	0
STEINBERG, MICHAEL	7	.52	5	2	0
SANDERS, BERNIE	559	41.35	410	132	17
O'MALLEY, MARTIN J.	17	1.26	16	1	0
CLINTON, HILLARY	754	55.77	685	63	6
HEWES, HENRY	9	.67	7	2	0
Over Votes	1		1	0	0
Under Votes	9		8	1	0
Final Count REPUBLICAN PARTY					

Run Date:03/29/16 02:48 PM

Report EL30A Page 0051-03

0051 051

	TOTAL VOTES	%	EARLY	POLLS	PROV
REPUBLICAN PARTY CANDIDATES FOR PRESIDENT CD-2 CONGRESSIONAL DISTRICT 2 (VOTE FOR) 1					
SANTORUM, RICK.	1	.09	0	1	0
COOK, TIM	1	.09	0	0	1
PAUL, RAND	3	.26	2	1	0
RUBIO, MARCO	164	14.32	161	3	0
GRAHAM, LINDSEY	2	.17	2	0	0
KASICH, JOHN R.	134	11.70	111	22	1
BUSH, JEB	11	.96	8	3	0
TRUMP, DONALD J.	481	42.01	369	98	14
FIORINA, CARLY.	5	.44	5	0	0
PATAKI, GEORGE E..	1	.09	0	1	0
CRUZ, TED	290	25.33	204	81	5
HUCKABEE, MIKE.	2	.17	2	0	0
CHRISTIE, CHRIS	7	.61	7	0	0
CARSON, BEN.	43	3.76	40	3	0
Over Votes	1		1	0	0
Under Votes	2		2	0	0
Final Count GREEN PARTY					

Run Date:03/29/16 02:48 PM

Report EL30A Page 0051-04

0051 051

	TOTAL VOTES	%	EARLY	POLLS	PROV
GREEN PARTY CANDIDATES FOR PRESIDENT CD-2 STATCONGRESSIONAL DISTRICT 2 (VOTE FOR) 1					
MESPLAY, KENT	0		0	0	0
STEIN, JILL.	0		0	0	0
Over Votes	0		0	0	0
Under Votes	0		0	0	0
Final Count STATISTICS					

Run Date:03/29/16 02:48 PM

Report EL30A Page 0052-01

0052 052

	TOTAL VOTES	%	EARLY	POLLS	PROV
REGISTERED VOTERS - TOTAL	2,236				
REGISTERED VOTERS - DEMOCRATIC PARTY	1,739	77.77			
REGISTERED VOTERS - REPUBLICAN PARTY	488	21.82			
REGISTERED VOTERS - GREEN PARTY	9	.40			
BALLOTS CAST - TOTAL	1,280		952	264	64
BALLOTS CAST - NONPARTISAN	0		0	0	0
BALLOTS CAST - DEMOCRATIC PARTY	1,026	80.16	773	197	56
BALLOTS CAST - REPUBLICAN PARTY	251	19.61	177	66	8
BALLOTS CAST - GREEN PARTY	3	.23	2	1	0
BALLOTS CAST - BLANK	9	.70	6	2	1
VOTER TURNOUT - TOTAL		57.25			
VOTER TURNOUT - DEMOCRATIC PARTY		59.00			
VOTER TURNOUT - REPUBLICAN PARTY		51.43			
VOTER TURNOUT - GREEN PARTY		33.33			
VOTER TURNOUT - BLANK40			

Final Count
DEMOCRATIC PARTY

Run Date:03/29/16 02:48 PM

Report EL30A Page 0052-02

0052 052

	TOTAL VOTES	%	EARLY	POLLS	PROV
DEMOCRATIC PARTY CANDIDATES FOR PRESIDENT CD-2 CONGRESSIONAL DISTRICT 2 (VOTE FOR) 1					
DE LA FUENTE, ROQUE "ROCKY"	2	.20	2	0	0
STEINBERG, MICHAEL	5	.49	4	1	0
SANDERS, BERNIE	434	42.67	291	109	34
O'MALLEY, MARTIN J.	2	.20	2	0	0
CLINTON, HILLARY	566	55.65	460	85	21
HEWES, HENRY	8	.79	7	1	0
Over Votes	1		1	0	0
Under Votes	8		6	1	1

Final Count
REPUBLICAN PARTY

Run Date:03/29/16 02:48 PM

Report EL30A Page 0052-03

0052 052

	TOTAL VOTES	%	EARLY	POLLS	PROV
REPUBLICAN PARTY CANDIDATES FOR PRESIDENT CD-2 CONGRESSIONAL DISTRICT 2 (VOTE FOR) 1					
SANTORUM, RICK.	0		0	0	0
COOK, TIM	0		0	0	0
PAUL, RAND	1	.40	1	0	0
RUBIO, MARCO	20	8.00	20	0	0
GRAHAM, LINDSEY	0		0	0	0
KASICH, JOHN R.	14	5.60	10	3	1
BUSH, JEB	4	1.60	4	0	0
TRUMP, DONALD J.	127	50.80	84	38	5
FIORINA, CARLY.	1	.40	1	0	0
PATAKI, GEORGE E.	0		0	0	0
CRUZ, TED	74	29.60	48	24	2
HUCKABEE, MIKE.	2	.80	2	0	0
CHRISTIE, CHRIS	0		0	0	0
CARSON, BEN.	7	2.80	7	0	0
Over Votes	0		0	0	0
Under Votes	1		0	1	0

Final Count
GREEN PARTY

Run Date:03/29/16 02:48 PM

Report EL30A Page 0052-04

0052 052

	TOTAL VOTES	%	EARLY	POLLS	PROV
GREEN PARTY CANDIDATES FOR PRESIDENT CD-2 STATCONGRESSIONAL DISTRICT 2 (VOTE FOR) 1					
MESPLAY, KENT	1	33.33	1	0	0
STEIN, JILL.	2	66.67	1	1	0
Over Votes	0		0	0	0
Under Votes	0		0	0	0

Final Count
STATISTICS

Run Date:03/29/16 02:48 PM

Report EL30A Page 0053-01

0053 053

	TOTAL VOTES	%	EARLY	POLLS	PROV
REGISTERED VOTERS - TOTAL	2,279				
REGISTERED VOTERS - DEMOCRATIC PARTY	788	34.58			
REGISTERED VOTERS - REPUBLICAN PARTY	1,486	65.20			
REGISTERED VOTERS - GREEN PARTY	5	.22			
BALLOTS CAST - TOTAL	1,784		1,490	266	28
BALLOTS CAST - NONPARTISAN	0		0	0	0
BALLOTS CAST - DEMOCRATIC PARTY	593	33.24	521	69	3
BALLOTS CAST - REPUBLICAN PARTY	1,189	66.65	968	196	25
BALLOTS CAST - GREEN PARTY	2	.11	1	1	0
BALLOTS CAST - BLANK	3	.17	1	0	2
VOTER TURNOUT - TOTAL		78.28			
VOTER TURNOUT - DEMOCRATIC PARTY		75.25			
VOTER TURNOUT - REPUBLICAN PARTY		80.01			

VOTER TURNOUT - GREEN PARTY 40.00
 VOTER TURNOUT - BLANK13
 Final Count
 DEMOCRATIC PARTY

Run Date:03/29/16 02:48 PM

Report EL30A Page 0053-02

0053 053

	TOTAL VOTES	%	EARLY	POLLS	PROV
DEMOCRATIC PARTY CANDIDATES FOR PRESIDENT CD-2					
CONGRESSIONAL DISTRICT 2					
(VOTE FOR) 1					
DE LA FUENTE, ROQUE "ROCKY"	2	.34	2	0	0
STEINBERG, MICHAEL	2	.34	2	0	0
SANDERS, BERNIE	163	27.49	138	23	2
O'MALLEY, MARTIN J.	4	.67	4	0	0
CLINTON, HILLARY	422	71.16	375	46	1
HEWES, HENRY	0		0	0	0
Over Votes	0		0	0	0
Under Votes	0		0	0	0
Final Count					
REPUBLICAN PARTY					

Run Date:03/29/16 02:48 PM

Report EL30A Page 0053-03

0053 053

	TOTAL VOTES	%	EARLY	POLLS	PROV
REPUBLICAN PARTY CANDIDATES FOR PRESIDENT CD-2					
CONGRESSIONAL DISTRICT 2					
(VOTE FOR) 1					
SANTORUM, RICK.	1	.08	1	0	0
COOK, TIM	0		0	0	0
PAUL, RAND	2	.17	2	0	0
RUBIO, MARCO	172	14.50	170	2	0
GRAHAM, LINDSEY	0		0	0	0
KASICH, JOHN R.	172	14.50	158	13	1
BUSH, JEB	7	.59	7	0	0
TRUMP, DONALD J.	540	45.53	406	115	19
FIORINA, CARLY.	3	.25	3	0	0
PATAKI, GEORGE E.	0		0	0	0
CRUZ, TED	266	22.43	198	65	3
HUCKABEE, MIKE.	0		0	0	0
CHRISTIE, CHRIS	1	.08	1	0	0
CARSON, BEN.	22	1.85	21	1	0
Over Votes	0		0	0	0
Under Votes	3		1	0	2
Final Count					
GREEN PARTY					

Run Date:03/29/16 02:48 PM

Report EL30A Page 0053-04

0053 053

	TOTAL VOTES	%	EARLY	POLLS	PROV
GREEN PARTY CANDIDATES FOR PRESIDENT CD-2					
CONGRESSIONAL DISTRICT 2					
(VOTE FOR) 1					
MESPLAY, KENT	1	50.00	1	0	0
STEIN, JILL.	1	50.00	0	1	0
Over Votes	0		0	0	0
Under Votes	0		0	0	0
Final Count					
STATISTICS					

Run Date:03/29/16 02:48 PM

Report EL30A Page 0054-01

0054 054

	TOTAL VOTES	%	EARLY	POLLS	PROV
REGISTERED VOTERS - TOTAL	4,146				
REGISTERED VOTERS - DEMOCRATIC PARTY	1,809	43.63			
REGISTERED VOTERS - REPUBLICAN PARTY	2,328	56.15			
REGISTERED VOTERS - GREEN PARTY	9	.22			
BALLOTS CAST - TOTAL	3,019		2,403	544	72
BALLOTS CAST - NONPARTISAN.	0		0	0	0
BALLOTS CAST - DEMOCRATIC PARTY	1,325	43.89	1,069	224	32
BALLOTS CAST - REPUBLICAN PARTY	1,694	56.11	1,334	320	40
BALLOTS CAST - GREEN PARTY.	0		0	0	0
BALLOTS CAST - BLANK.	6	.20	5	1	0
VOTER TURNOUT - TOTAL		72.82			
VOTER TURNOUT - DEMOCRATIC PARTY.		73.24			
VOTER TURNOUT - REPUBLICAN PARTY.		72.77			
VOTER TURNOUT - GREEN PARTY					
VOTER TURNOUT - BLANK14			
Final Count					
DEMOCRATIC PARTY					

Run Date:03/29/16 02:48 PM

Report EL30A Page 0054-02

0054 054

	TOTAL VOTES	%	EARLY	POLLS	PROV
DEMOCRATIC PARTY CANDIDATES FOR PRESIDENT CD-2					
CONGRESSIONAL DISTRICT 2					
(VOTE FOR) 1					
DE LA FUENTE, ROQUE "ROCKY"	2	.15	2	0	0
STEINBERG, MICHAEL	2	.15	2	0	0
SANDERS, BERNIE	443	33.59	345	84	14

O'MALLEY, MARTIN J.	5	.38	5	0	0
CLINTON, HILLARY	864	65.50	708	138	18
HEWES, HENRY	3	.23	3	0	0
Over Votes	2		0	2	0
Under Votes	4		4	0	0
Final Count REPUBLICAN PARTY					

Run Date:03/29/16 02:48 PM

Report EL30A Page 0054-03

0054 054

	TOTAL VOTES	%	EARLY	POLLS	PROV
REPUBLICAN PARTY CANDIDATES FOR PRESIDENT CD-2 CONGRESSIONAL DISTRICT 2 (VOTE FOR) 1					
SANTORUM, RICK.	0		0	0	0
COOK, TIM	0		0	0	0
PAUL, RAND	3	.18	3	0	0
RUBIO, MARCO	260	15.38	256	4	0
GRAHAM, LINDSEY	2	.12	2	0	0
KASICH, JOHN R.	342	20.24	266	65	11
BUSH, JEB	8	.47	7	1	0
TRUMP, DONALD J.	621	36.75	458	144	19
FIORINA, CARLY.	6	.36	6	0	0
PATAKI, GEORGE E.	2	.12	2	0	0
CRUZ, TED	412	24.38	299	103	10
HUCKABEE, MIKE.	1	.06	1	0	0
CHRISTIE, CHRIS	3	.18	3	0	0
CARSON, BEN.	30	1.78	29	1	0
Over Votes	2		1	1	0
Under Votes	2		1	1	0
Final Count GREEN PARTY					

Run Date:03/29/16 02:48 PM

Report EL30A Page 0054-04

0054 054

	TOTAL VOTES	%	EARLY	POLLS	PROV
GREEN PARTY CANDIDATES FOR PRESIDENT CD-2 STATCONGRESSIONAL DISTRICT 2 (VOTE FOR) 1					
MESPLAY, KENT	0		0	0	0
STEIN, JILL.	0		0	0	0
Over Votes	0		0	0	0
Under Votes	0		0	0	0
Final Count STATISTICS					

Run Date:03/29/16 02:48 PM

Report EL30A Page 0055-01

0055 055

	TOTAL VOTES	%	EARLY	POLLS	PROV
REGISTERED VOTERS - TOTAL	2,167				
REGISTERED VOTERS - DEMOCRATIC PARTY	1,067	49.24			
REGISTERED VOTERS - REPUBLICAN PARTY	1,092	50.39			
REGISTERED VOTERS - GREEN PARTY	8	.37			
BALLOTS CAST - TOTAL.	1,323		1,047	236	40
BALLOTS CAST - NONPARTISAN.	0		0	0	0
BALLOTS CAST - DEMOCRATIC PARTY	654	49.43	539	97	18
BALLOTS CAST - REPUBLICAN PARTY	669	50.57	508	139	22
BALLOTS CAST - GREEN PARTY.	0		0	0	0
BALLOTS CAST - BLANK.	7	.53	5	0	2
VOTER TURNOUT - TOTAL		61.05			
VOTER TURNOUT - DEMOCRATIC PARTY.		61.29			
VOTER TURNOUT - REPUBLICAN PARTY.		61.26			
VOTER TURNOUT - GREEN PARTY					
VOTER TURNOUT - BLANK32			
Final Count DEMOCRATIC PARTY					

Run Date:03/29/16 02:48 PM

Report EL30A Page 0055-02

0055 055

	TOTAL VOTES	%	EARLY	POLLS	PROV
DEMOCRATIC PARTY CANDIDATES FOR PRESIDENT CD-2 CONGRESSIONAL DISTRICT 2 (VOTE FOR) 1					
DE LA FUENTE, ROQUE "ROCKY"	2	.31	2	0	0
STEINBERG, MICHAEL	1	.15	1	0	0
SANDERS, BERNIE	281	43.23	217	55	9
O'MALLEY, MARTIN J.	4	.62	3	1	0
CLINTON, HILLARY	360	55.38	312	41	7
HEWES, HENRY	2	.31	2	0	0
Over Votes	0		0	0	0
Under Votes	4		2	0	2
Final Count REPUBLICAN PARTY					

Run Date:03/29/16 02:48 PM

Report EL30A Page 0055-03

0055 055

	TOTAL VOTES	%	EARLY	POLLS	PROV
REPUBLICAN PARTY CANDIDATES FOR PRESIDENT CD-2 CONGRESSIONAL DISTRICT 2 (VOTE FOR) 1					

SANTORUM, RICK.	0		0	0	0
COOK, TIM	0		0	0	0
PAUL, RAND	1	.15	1	0	0
RUBIO, MARCO	71	10.68	70	0	1
GRAHAM, LINDSEY	0		0	0	0
KASICH, JOHN R.	63	9.47	45	17	1
BUSH, JEB	8	1.20	8	0	0
TRUMP, DONALD J.	312	46.92	236	63	13
FIORINA, CARLY.	3	.45	2	1	0
PATAKI, GEORGE E.	0		0	0	0
CRUZ, TED	182	27.37	118	57	7
HUCKABEE, MIKE.	1	.15	1	0	0
CHRISTIE, CHRIS	1	.15	1	0	0
CARSON, BEN.	23	3.46	23	0	0
Over Votes	1		0	1	0
Under Votes	3		3	0	0

Final Count
GREEN PARTY

Run Date:03/29/16 02:48 PM

Report EL30A Page 0055-04

0055 055

TOTAL VOTES % EARLY POLLS PROV

GREEN PARTY CANDIDATES FOR PRESIDENT CD-2

STATCONGRESSIONAL DISTRICT 2

(VOTE FOR) 1

MESPLAY, KENT	0		0	0	0
STEIN, JILL	0		0	0	0
Over Votes	0		0	0	0
Under Votes	0		0	0	0

Final Count
STATISTICS

Run Date:03/29/16 02:48 PM

Report EL30A Page 0056-01

0056 056

TOTAL VOTES % EARLY POLLS PROV

REGISTERED VOTERS - TOTAL	2,524				
REGISTERED VOTERS - DEMOCRATIC PARTY	1,048	41.52			
REGISTERED VOTERS - REPUBLICAN PARTY	1,471	58.28			
REGISTERED VOTERS - GREEN PARTY	5	.20			
BALLOTS CAST - TOTAL	1,397		1,099	248	50
BALLOTS CAST - NONPARTISAN	0		0	0	0
BALLOTS CAST - DEMOCRATIC PARTY	563	40.30	463	75	25
BALLOTS CAST - REPUBLICAN PARTY	834	59.70	636	173	25
BALLOTS CAST - GREEN PARTY	0		0	0	0
BALLOTS CAST - BLANK	5	.36	2	0	3
VOTER TURNOUT - TOTAL		55.35			
VOTER TURNOUT - DEMOCRATIC PARTY		53.72			
VOTER TURNOUT - REPUBLICAN PARTY		56.70			
VOTER TURNOUT - GREEN PARTY					
VOTER TURNOUT - BLANK		.20			

Final Count
DEMOCRATIC PARTY

Run Date:03/29/16 02:48 PM

Report EL30A Page 0056-02

0056 056

TOTAL VOTES % EARLY POLLS PROV

DEMOCRATIC PARTY CANDIDATES FOR PRESIDENT CD-2

CONGRESSIONAL DISTRICT 2

(VOTE FOR) 1

DE LA FUENTE, ROQUE "ROCKY"	3	.54	3	0	0
STEINBERG, MICHAEL	1	.18	1	0	0
SANDERS, BERNIE	253	45.26	200	40	13
O'MALLEY, MARTIN J.	1	.18	1	0	0
CLINTON, HILLARY	300	53.67	255	35	10
HEWES, HENRY	1	.18	1	0	0
Over Votes	0		0	0	0
Under Votes	4		2	0	2

Final Count
REPUBLICAN PARTY

Run Date:03/29/16 02:48 PM

Report EL30A Page 0056-03

0056 056

TOTAL VOTES % EARLY POLLS PROV

REPUBLICAN PARTY CANDIDATES FOR PRESIDENT CD-2

CONGRESSIONAL DISTRICT 2

(VOTE FOR) 1

SANTORUM, RICK.	4	.48	3	1	0
COOK, TIM	0		0	0	0
PAUL, RAND	0		0	0	0
RUBIO, MARCO	95	11.40	95	0	0
GRAHAM, LINDSEY	0		0	0	0
KASICH, JOHN R.	70	8.40	54	15	1
BUSH, JEB	5	.60	5	0	0
TRUMP, DONALD J.	322	38.66	239	76	7
FIORINA, CARLY.	2	.24	2	0	0
PATAKI, GEORGE E.	0		0	0	0
CRUZ, TED	314	37.70	217	81	16
HUCKABEE, MIKE.	2	.24	2	0	0
CHRISTIE, CHRIS	0		0	0	0
CARSON, BEN.	19	2.28	19	0	0
Over Votes	0		0	0	0

Final Count
STATISTICS

Run Date:03/29/16 02:48 PM

Report EL30A Page 0058-01

0058 058

	TOTAL VOTES	%	EARLY	POLLS	PROV
REGISTERED VOTERS - TOTAL	4,034				
REGISTERED VOTERS - DEMOCRATIC PARTY	1,712	42.44			
REGISTERED VOTERS - REPUBLICAN PARTY	2,313	57.34			
REGISTERED VOTERS - GREEN PARTY	9	.22			
BALLOTS CAST - TOTAL	2,757		2,154	556	47
BALLOTS CAST - NONPARTISAN	0		0	0	0
BALLOTS CAST - DEMOCRATIC PARTY	1,218	44.18	1,007	195	16
BALLOTS CAST - REPUBLICAN PARTY	1,534	55.64	1,143	360	31
BALLOTS CAST - GREEN PARTY	5	.18	4	1	0
BALLOTS CAST - BLANK	14	.51	6	7	1
VOTER TURNOUT - TOTAL		68.34			
VOTER TURNOUT - DEMOCRATIC PARTY		71.14			
VOTER TURNOUT - REPUBLICAN PARTY		66.32			
VOTER TURNOUT - GREEN PARTY		55.56			
VOTER TURNOUT - BLANK35			

Final Count
DEMOCRATIC PARTY

Run Date:03/29/16 02:48 PM

Report EL30A Page 0058-02

0058 058

	TOTAL VOTES	%	EARLY	POLLS	PROV
DEMOCRATIC PARTY CANDIDATES FOR PRESIDENT CD-2 CONGRESSIONAL DISTRICT 2 (VOTE FOR) 1					
DE LA FUENTE, ROQUE "ROCKY"	7	.58	5	2	0
STEINBERG, MICHAEL	7	.58	7	0	0
SANDERS, BERNIE	470	38.84	365	98	7
O'MALLEY, MARTIN J.	10	.83	8	2	0
CLINTON, HILLARY	712	58.84	613	90	9
HEWES, HENRY	4	.33	4	0	0
Over Votes	1		1	0	0
Under Votes	7		4	3	0

Final Count
REPUBLICAN PARTY

Run Date:03/29/16 02:48 PM

Report EL30A Page 0058-03

0058 058

	TOTAL VOTES	%	EARLY	POLLS	PROV
REPUBLICAN PARTY CANDIDATES FOR PRESIDENT CD-2 CONGRESSIONAL DISTRICT 2 (VOTE FOR) 1					
SANTORUM, RICK.	1	.07	1	0	0
COOK, TIM	0		0	0	0
PAUL, RAND	1	.07	1	0	0
RUBIO, MARCO	167	10.94	162	5	0
GRAHAM, LINDSEY	0		0	0	0
KASICH, JOHN R.	181	11.85	136	42	3
BUSH, JEB	10	.65	10	0	0
TRUMP, DONALD J.	660	43.22	489	163	8
FIORINA, CARLY.	4	.26	4	0	0
PATAKI, GEORGE E.	0		0	0	0
CRUZ, TED	466	30.52	303	144	19
HUCKABEE, MIKE.	2	.13	2	0	0
CHRISTIE, CHRIS	2	.13	1	1	0
CARSON, BEN.	33	2.16	32	1	0
Over Votes	0		0	0	0
Under Votes	7		2	4	1

Final Count
GREEN PARTY

Run Date:03/29/16 02:48 PM

Report EL30A Page 0058-04

0058 058

	TOTAL VOTES	%	EARLY	POLLS	PROV
GREEN PARTY CANDIDATES FOR PRESIDENT CD-2 STATCONGRESSIONAL DISTRICT 2 (VOTE FOR) 1					
MESPLAY, KENT	0		0	0	0
STEIN, JILL.	5	100.00	4	1	0
Over Votes	0		0	0	0
Under Votes	0		0	0	0

Final Count
STATISTICS

Run Date:03/29/16 02:48 PM

Report EL30A Page 0059-01

0059 059

	TOTAL VOTES	%	EARLY	POLLS	PROV
REGISTERED VOTERS - TOTAL	3,383				
REGISTERED VOTERS - DEMOCRATIC PARTY	2,449	72.39			
REGISTERED VOTERS - REPUBLICAN PARTY	901	26.63			
REGISTERED VOTERS - GREEN PARTY	33	.98			
BALLOTS CAST - TOTAL	2,120		1,629	421	70
BALLOTS CAST - NONPARTISAN	0		0	0	0
BALLOTS CAST - DEMOCRATIC PARTY	1,645	77.59	1,280	308	57
BALLOTS CAST - REPUBLICAN PARTY	468	22.08	344	112	12

BALLOTS CAST - GREEN PARTY	7	.33	5	1	1
BALLOTS CAST - BLANK	6	.28	5	0	1
VOTER TURNOUT - TOTAL		62.67			
VOTER TURNOUT - DEMOCRATIC PARTY		67.17			
VOTER TURNOUT - REPUBLICAN PARTY		51.94			
VOTER TURNOUT - GREEN PARTY		21.21			
VOTER TURNOUT - BLANK18			

Final Count
DEMOCRATIC PARTY

Run Date:03/29/16 02:48 PM

Report EL30A Page 0059-02

0059 059

TOTAL VOTES % EARLY POLLS PROV

DEMOCRATIC PARTY CANDIDATES FOR PRESIDENT CD-2
CONGRESSIONAL DISTRICT 2

(VOTE FOR) 1					
DE LA FUENTE, ROQUE "ROCKY"	4	.24	4	0	0
STEINBERG, MICHAEL	5	.30	5	0	0
SANDERS, BERNIE	960	58.54	691	227	42
O'MALLEY, MARTIN J.	8	.49	5	2	1
CLINTON, HILLARY	662	40.37	569	79	14
HEWES, HENRY	1	.06	1	0	0
Over Votes	0		0	0	0
Under Votes	5		5	0	0

Final Count
REPUBLICAN PARTY

Run Date:03/29/16 02:48 PM

Report EL30A Page 0059-03

0059 059

TOTAL VOTES % EARLY POLLS PROV

REPUBLICAN PARTY CANDIDATES FOR PRESIDENT CD-2
CONGRESSIONAL DISTRICT 2

(VOTE FOR) 1					
SANTORUM, RICK.	1	.21	1	0	0
COOK, TIM	0		0	0	0
PAUL, RAND	3	.64	2	1	0
RUBIO, MARCO	44	9.44	43	1	0
GRAHAM, LINDSEY	0		0	0	0
KASICH, JOHN R.	43	9.23	31	9	3
BUSH, JEB	7	1.50	6	1	0
TRUMP, DONALD J.	203	43.56	150	46	7
FIORINA, CARLY.	1	.21	1	0	0
PATAKI, GEORGE E.	0		0	0	0
CRUZ, TED	147	31.55	96	51	0
HUCKABEE, MIKE.	0		0	0	0
CHRISTIE, CHRIS	0		0	0	0
CARSON, BEN.	17	3.65	13	3	1
Over Votes	1		1	0	0
Under Votes	1		0	0	1

Final Count
GREEN PARTY

Run Date:03/29/16 02:48 PM

Report EL30A Page 0059-04

0059 059

TOTAL VOTES % EARLY POLLS PROV

GREEN PARTY CANDIDATES FOR PRESIDENT CD-2
STATCONGRESSIONAL DISTRICT 2

(VOTE FOR) 1					
MESPLAY, KENT	1	14.29	0	0	1
STEIN, JILL.	6	85.71	5	1	0
Over Votes	0		0	0	0
Under Votes	0		0	0	0

Final Count
STATISTICS

Run Date:03/29/16 02:48 PM

Report EL30A Page 0060-01

0060 060

TOTAL VOTES % EARLY POLLS PROV

REGISTERED VOTERS - TOTAL	2,346				
REGISTERED VOTERS - DEMOCRATIC PARTY	1,729	73.70			
REGISTERED VOTERS - REPUBLICAN PARTY	574	24.47			
REGISTERED VOTERS - GREEN PARTY	43	1.83			
BALLOTS CAST - TOTAL	1,223		855	308	60
BALLOTS CAST - NONPARTISAN	0		0	0	0
BALLOTS CAST - DEMOCRATIC PARTY	964	78.82	677	238	49
BALLOTS CAST - REPUBLICAN PARTY	247	20.20	169	67	11
BALLOTS CAST - GREEN PARTY	12	.98	9	3	0
BALLOTS CAST - BLANK	3	.25	1	2	0
VOTER TURNOUT - TOTAL		52.13			
VOTER TURNOUT - DEMOCRATIC PARTY		55.75			
VOTER TURNOUT - REPUBLICAN PARTY		43.03			
VOTER TURNOUT - GREEN PARTY		27.91			
VOTER TURNOUT - BLANK13			

Final Count
DEMOCRATIC PARTY

Run Date:03/29/16 02:48 PM

Report EL30A Page 0060-02

0060 060

TOTAL VOTES % EARLY POLLS PROV

DEMOCRATIC PARTY CANDIDATES FOR PRESIDENT CD-2

CONGRESSIONAL DISTRICT 2
(VOTE FOR) 1

DE LA FUENTE, ROQUE "ROCKY"	6	.62	5	0	1
STEINBERG, MICHAEL	2	.21	2	0	0
SANDERS, BERNIE	579	60.19	374	171	34
O'MALLEY, MARTIN J.	6	.62	5	1	0
CLINTON, HILLARY	369	38.36	290	65	14
HEWES, HENRY	0		0	0	0
Over Votes	0		0	0	0
Under Votes	2		1	1	0
Final Count REPUBLICAN PARTY					

Run Date:03/29/16 02:48 PM

Report EL30A Page 0060-03

0060 060

	TOTAL VOTES	%	EARLY	POLLS	PROV
REPUBLICAN PARTY CANDIDATES FOR PRESIDENT CD-2 CONGRESSIONAL DISTRICT 2 (VOTE FOR) 1					
SANTORUM, RICK.	0		0	0	0
COOK, TIM	1	.41	1	0	0
PAUL, RAND	4	1.63	3	1	0
RUBIO, MARCO	26	10.57	24	0	2
GRAHAM, LINDSEY	2	.81	2	0	0
KASICH, JOHN R.	21	8.54	13	8	0
BUSH, JEB	3	1.22	2	0	1
TRUMP, DONALD J.	102	41.46	74	24	4
FIORINA, CARLY.	1	.41	0	1	0
PATAKI, GEORGE E.	1	.41	1	0	0
CRUZ, TED	74	30.08	40	30	4
HUCKABEE, MIKE.	3	1.22	2	1	0
CHRISTIE, CHRIS	1	.41	1	0	0
CARSON, BEN.	7	2.85	6	1	0
Over Votes	0		0	0	0
Under Votes	1		0	1	0
Final Count GREEN PARTY					

Run Date:03/29/16 02:48 PM

Report EL30A Page 0060-04

0060 060

	TOTAL VOTES	%	EARLY	POLLS	PROV
GREEN PARTY CANDIDATES FOR PRESIDENT CD-2 CONGRESSIONAL DISTRICT 2 (VOTE FOR) 1					
MESPLAY, KENT	3	25.00	2	1	0
STEIN, JILL.	9	75.00	7	2	0
Over Votes	0		0	0	0
Under Votes	0		0	0	0
Final Count STATISTICS					

Run Date:03/29/16 02:48 PM

Report EL30A Page 0061-01

0061 061

	TOTAL VOTES	%	EARLY	POLLS	PROV
REGISTERED VOTERS - TOTAL	3,651				
REGISTERED VOTERS - DEMOCRATIC PARTY	2,598	71.16			
REGISTERED VOTERS - REPUBLICAN PARTY	1,013	27.75			
REGISTERED VOTERS - GREEN PARTY	40	1.10			
BALLOTS CAST - TOTAL	2,459		1,874	511	74
BALLOTS CAST - NONPARTISAN	0		0	0	0
BALLOTS CAST - DEMOCRATIC PARTY	1,849	75.19	1,446	342	61
BALLOTS CAST - REPUBLICAN PARTY	600	24.40	421	166	13
BALLOTS CAST - GREEN PARTY	10	.41	7	3	0
BALLOTS CAST - BLANK	8	.33	7	1	0
VOTER TURNOUT - TOTAL		67.35			
VOTER TURNOUT - DEMOCRATIC PARTY		71.17			
VOTER TURNOUT - REPUBLICAN PARTY		59.23			
VOTER TURNOUT - GREEN PARTY		25.00			
VOTER TURNOUT - BLANK		.22			
Final Count DEMOCRATIC PARTY					

Run Date:03/29/16 02:48 PM

Report EL30A Page 0061-02

0061 061

	TOTAL VOTES	%	EARLY	POLLS	PROV
DEMOCRATIC PARTY CANDIDATES FOR PRESIDENT CD-2 CONGRESSIONAL DISTRICT 2 (VOTE FOR) 1					
DE LA FUENTE, ROQUE "ROCKY"	1	.05	1	0	0
STEINBERG, MICHAEL	2	.11	2	0	0
SANDERS, BERNIE	1,064	57.76	779	228	57
O'MALLEY, MARTIN J.	8	.43	6	1	1
CLINTON, HILLARY	762	41.37	647	112	3
HEWES, HENRY	5	.27	4	1	0
Over Votes	2		2	0	0
Under Votes	5		5	0	0
Final Count REPUBLICAN PARTY					

Run Date:03/29/16 02:48 PM

Report EL30A Page 0061-03

0061 061

	TOTAL VOTES	%	EARLY	POLLS	PROV
REPUBLICAN PARTY CANDIDATES FOR PRESIDENT CD-2 CONGRESSIONAL DISTRICT 2 (VOTE FOR) 1					
SANTORUM, RICK.	0		0	0	0
COOK, TIM	2	.33	2	0	0
PAUL, RAND	5	.84	4	1	0
RUBIO, MARCO	52	8.70	50	2	0
GRAHAM, LINDSEY	2	.33	2	0	0
KASICH, JOHN R.	100	16.72	69	29	2
BUSH, JEB	8	1.34	6	2	0
TRUMP, DONALD J.	237	39.63	161	73	3
FIORINA, CARLY.	2	.33	2	0	0
PATAKI, GEORGE E..	0		0	0	0
CRUZ, TED	169	28.26	104	58	7
HUCKABEE, MIKE.	1	.17	1	0	0
CHRISTIE, CHRIS	3	.50	2	0	1
CARSON, BEN.	17	2.84	16	1	0
Over Votes	0		0	0	0
Under Votes	2		2	0	0
Final Count GREEN PARTY					

Run Date:03/29/16 02:48 PM

Report EL30A Page 0061-04

0061 061

	TOTAL VOTES	%	EARLY	POLLS	PROV
GREEN PARTY CANDIDATES FOR PRESIDENT CD-2 STATCONGRESSIONAL DISTRICT 2 (VOTE FOR) 1					
MESPLAY, KENT	0		0	0	0
STEIN, JILL.	9	100.00	7	2	0
Over Votes	0		0	0	0
Under Votes	1		0	1	0
Final Count STATISTICS					

Run Date:03/29/16 02:48 PM

Report EL30A Page 0062-01

0062 062

	TOTAL VOTES	%	EARLY	POLLS	PROV
REGISTERED VOTERS - TOTAL	2,839				
REGISTERED VOTERS - DEMOCRATIC PARTY	1,688	59.46			
REGISTERED VOTERS - REPUBLICAN PARTY	1,133	39.91			
REGISTERED VOTERS - GREEN PARTY	18	.63			
BALLOTS CAST - TOTAL.	1,725		1,296	361	68
BALLOTS CAST - NONPARTISAN.	0		0	0	0
BALLOTS CAST - DEMOCRATIC PARTY	1,074	62.26	829	197	48
BALLOTS CAST - REPUBLICAN PARTY	648	37.57	465	163	20
BALLOTS CAST - GREEN PARTY.	3	.17	2	1	0
BALLOTS CAST - BLANK.	4	.23	4	0	0
VOTER TURNOUT - TOTAL		60.76			
VOTER TURNOUT - DEMOCRATIC PARTY.		63.63			
VOTER TURNOUT - REPUBLICAN PARTY.		57.19			
VOTER TURNOUT - GREEN PARTY		16.67			
VOTER TURNOUT - BLANK14			
Final Count DEMOCRATIC PARTY					

Run Date:03/29/16 02:48 PM

Report EL30A Page 0062-02

0062 062

	TOTAL VOTES	%	EARLY	POLLS	PROV
DEMOCRATIC PARTY CANDIDATES FOR PRESIDENT CD-2 CONGRESSIONAL DISTRICT 2 (VOTE FOR) 1					
DE LA FUENTE, ROQUE "ROCKY"	6	.56	5	0	1
STEINBERG, MICHAEL	5	.47	5	0	0
SANDERS, BERNIE	528	49.35	368	128	32
O'MALLEY, MARTIN J.	10	.93	8	2	0
CLINTON, HILLARY	517	48.32	435	67	15
HEWES, HENRY	4	.37	4	0	0
Over Votes	0		0	0	0
Under Votes	4		4	0	0
Final Count REPUBLICAN PARTY					

Run Date:03/29/16 02:48 PM

Report EL30A Page 0062-03

0062 062

	TOTAL VOTES	%	EARLY	POLLS	PROV
REPUBLICAN PARTY CANDIDATES FOR PRESIDENT CD-2 CONGRESSIONAL DISTRICT 2 (VOTE FOR) 1					
SANTORUM, RICK.	1	.15	1	0	0
COOK, TIM	0		0	0	0
PAUL, RAND	4	.62	3	0	1
RUBIO, MARCO	75	11.57	73	0	2
GRAHAM, LINDSEY	2	.31	2	0	0
KASICH, JOHN R.	76	11.73	54	20	2
BUSH, JEB	5	.77	4	1	0
TRUMP, DONALD J.	289	44.60	195	86	8
FIORINA, CARLY.	3	.46	3	0	0
PATAKI, GEORGE E..	0		0	0	0

CRUZ, TED	172	26.54	110	56	6
HUCKABEE, MIKE.	3	.46	3	0	0
CHRISTIE, CHRIS	1	.15	0	0	1
CARSON, BEN.	17	2.62	17	0	0
Over Votes	0		0	0	0
Under Votes	0		0	0	0

Final Count
GREEN PARTY

Run Date:03/29/16 02:48 PM

Report EL30A Page 0062-04

0062 062

TOTAL VOTES % EARLY POLLS PROV

GREEN PARTY CANDIDATES FOR PRESIDENT CD-2
STATCONGRESSIONAL DISTRICT 2
(VOTE FOR) 1

MESPLAY, KENT	0		0	0	0
STEIN, JILL.	3	100.00	2	1	0
Over Votes	0		0	0	0
Under Votes	0		0	0	0

Final Count
STATISTICS

Run Date:03/29/16 02:48 PM

Report EL30A Page 0063-01

0063 063

TOTAL VOTES % EARLY POLLS PROV

REGISTERED VOTERS - TOTAL	2,463				
REGISTERED VOTERS - DEMOCRATIC PARTY	1,792	72.76			
REGISTERED VOTERS - REPUBLICAN PARTY	646	26.23			
REGISTERED VOTERS - GREEN PARTY	25	1.02			
BALLOTS CAST - TOTAL	1,631		1,236	329	66
BALLOTS CAST - NONPARTISAN.	0		0	0	0
BALLOTS CAST - DEMOCRATIC PARTY	1,239	75.97	956	235	48
BALLOTS CAST - REPUBLICAN PARTY	381	23.36	270	93	18
BALLOTS CAST - GREEN PARTY.	11	.67	10	1	0
BALLOTS CAST - BLANK.	5	.31	5	0	0
VOTER TURNOUT - TOTAL		66.22			
VOTER TURNOUT - DEMOCRATIC PARTY.		69.14			
VOTER TURNOUT - REPUBLICAN PARTY.		58.98			
VOTER TURNOUT - GREEN PARTY		44.00			
VOTER TURNOUT - BLANK20			

Final Count
DEMOCRATIC PARTY

Run Date:03/29/16 02:48 PM

Report EL30A Page 0063-02

0063 063

TOTAL VOTES % EARLY POLLS PROV

DEMOCRATIC PARTY CANDIDATES FOR PRESIDENT CD-2
CONGRESSIONAL DISTRICT 2
(VOTE FOR) 1

DE LA FUENTE, ROQUE "ROCKY"	2	.16	1	0	1
STEINBERG, MICHAEL	1	.08	1	0	0
SANDERS, BERNIE	677	54.82	484	155	38
O'MALLEY, MARTIN J.	8	.65	8	0	0
CLINTON, HILLARY	545	44.13	456	80	9
HEWES, HENRY	2	.16	2	0	0
Over Votes	1		1	0	0
Under Votes	3		3	0	0

Final Count
REPUBLICAN PARTY

Run Date:03/29/16 02:48 PM

Report EL30A Page 0063-03

0063 063

TOTAL VOTES % EARLY POLLS PROV

REPUBLICAN PARTY CANDIDATES FOR PRESIDENT CD-2
CONGRESSIONAL DISTRICT 2
(VOTE FOR) 1

SANTORUM, RICK.	1	.26	1	0	0
COOK, TIM	1	.26	1	0	0
PAUL, RAND	2	.53	2	0	0
RUBIO, MARCO	30	7.92	28	2	0
GRAHAM, LINDSEY	0		0	0	0
KASICH, JOHN R.	56	14.78	40	14	2
BUSH, JEB	2	.53	2	0	0
TRUMP, DONALD J.	171	45.12	117	44	10
FIORINA, CARLY.	1	.26	1	0	0
PATAKI, GEORGE E.	0		0	0	0
CRUZ, TED	105	27.70	68	32	5
HUCKABEE, MIKE.	1	.26	1	0	0
CHRISTIE, CHRIS	1	.26	1	0	0
CARSON, BEN.	8	2.11	6	1	1
Over Votes	0		0	0	0
Under Votes	2		2	0	0

Final Count
GREEN PARTY

Run Date:03/29/16 02:48 PM

Report EL30A Page 0063-04

0063 063

TOTAL VOTES % EARLY POLLS PROV

GREEN PARTY CANDIDATES FOR PRESIDENT CD-2
STATCONGRESSIONAL DISTRICT 2

(VOTE FOR) 1					
MESPLAY, KENT	1	9.09	1	0	0
STEIN, JILL.	10	90.91	9	1	0
Over Votes	0		0	0	0
Under Votes	0		0	0	0

Final Count
STATISTICS

Run Date:03/29/16 02:48 PM

Report EL30A Page 0064-01

0064 064

	TOTAL VOTES	%	EARLY	POLLS	PROV
REGISTERED VOTERS - TOTAL	3,136				
REGISTERED VOTERS - DEMOCRATIC PARTY	1,433	45.70			
REGISTERED VOTERS - REPUBLICAN PARTY	1,697	54.11			
REGISTERED VOTERS - GREEN PARTY	6	.19			
BALLOTS CAST - TOTAL	2,223		1,771	417	35
BALLOTS CAST - NONPARTISAN.	0		0	0	0
BALLOTS CAST - DEMOCRATIC PARTY	1,002	45.07	831	152	19
BALLOTS CAST - REPUBLICAN PARTY	1,221	54.93	940	265	16
BALLOTS CAST - GREEN PARTY.	0		0	0	0
BALLOTS CAST - BLANK.	3	.13	3	0	0
VOTER TURNOUT - TOTAL		70.89			
VOTER TURNOUT - DEMOCRATIC PARTY.		69.92			
VOTER TURNOUT - REPUBLICAN PARTY.		71.95			
VOTER TURNOUT - GREEN PARTY					
VOTER TURNOUT - BLANK10			

Final Count
DEMOCRATIC PARTY

Run Date:03/29/16 02:48 PM

Report EL30A Page 0064-02

0064 064

	TOTAL VOTES	%	EARLY	POLLS	PROV
DEMOCRATIC PARTY CANDIDATES FOR PRESIDENT CD-2 CONGRESSIONAL DISTRICT 2					
(VOTE FOR) 1					
DE LA FUENTE, ROQUE "ROCKY"	4	.40	3	1	0
STEINBERG, MICHAEL	2	.20	2	0	0
SANDERS, BERNIE	398	39.72	304	83	11
O'MALLEY, MARTIN J.	5	.50	3	2	0
CLINTON, HILLARY	591	58.98	517	66	8
HEWES, HENRY	2	.20	2	0	0
Over Votes	0		0	0	0
Under Votes	0		0	0	0

Final Count
REPUBLICAN PARTY

Run Date:03/29/16 02:48 PM

Report EL30A Page 0064-03

0064 064

	TOTAL VOTES	%	EARLY	POLLS	PROV
REPUBLICAN PARTY CANDIDATES FOR PRESIDENT CD-2 CONGRESSIONAL DISTRICT 2					
(VOTE FOR) 1					
SANTORUM, RICK.	2	.16	2	0	0
COOK, TIM	0		0	0	0
PAUL, RAND	5	.41	5	0	0
RUBIO, MARCO	158	12.97	155	2	1
GRAHAM, LINDSEY	2	.16	2	0	0
KASICH, JOHN R.	177	14.53	138	37	2
BUSH, JEB	12	.99	10	2	0
TRUMP, DONALD J.	476	39.08	353	115	8
FIORINA, CARLY.	2	.16	2	0	0
PATAKI, GEORGE E..	1	.08	1	0	0
CRUZ, TED	352	28.90	240	107	5
HUCKABEE, MIKE.	1	.08	1	0	0
CHRISTIE, CHRIS	4	.33	4	0	0
CARSON, BEN.	26	2.13	24	2	0
Over Votes	0		0	0	0
Under Votes	3		3	0	0

Final Count
GREEN PARTY

Run Date:03/29/16 02:48 PM

Report EL30A Page 0064-04

0064 064

	TOTAL VOTES	%	EARLY	POLLS	PROV
GREEN PARTY CANDIDATES FOR PRESIDENT CD-2 STATCONGRESSIONAL DISTRICT 2					
(VOTE FOR) 1					
MESPLAY, KENT	0		0	0	0
STEIN, JILL.	0		0	0	0
Over Votes	0		0	0	0
Under Votes	0		0	0	0

Final Count
STATISTICS

Run Date:03/29/16 02:48 PM

Report EL30A Page 0065-01

0065 065

	TOTAL VOTES	%	EARLY	POLLS	PROV
REGISTERED VOTERS - TOTAL	2,299				
REGISTERED VOTERS - DEMOCRATIC PARTY	1,197	52.07			
REGISTERED VOTERS - REPUBLICAN PARTY	1,097	47.72			

REGISTERED VOTERS - GREEN PARTY	5	.22				
BALLOTS CAST - TOTAL.	1,475		1,224	213	38	
BALLOTS CAST - NONPARTISAN.	0		0	0	0	
BALLOTS CAST - DEMOCRATIC PARTY	757	51.32	649	89	19	
BALLOTS CAST - REPUBLICAN PARTY	718	48.68	575	124	19	
BALLOTS CAST - GREEN PARTY.	0		0	0	0	
BALLOTS CAST - BLANK.	2	.14	2	0	0	
VOTER TURNOUT - TOTAL		64.16				
VOTER TURNOUT - DEMOCRATIC PARTY.		63.24				
VOTER TURNOUT - REPUBLICAN PARTY.		65.45				
VOTER TURNOUT - GREEN PARTY						
VOTER TURNOUT - BLANK09				
		Final Count				
		DEMOCRATIC PARTY				

Run Date:03/29/16 02:48 PM

Report EL30A Page 0065-02

0065 065	TOTAL VOTES	%	EARLY	POLLS	PROV
DEMOCRATIC PARTY CANDIDATES FOR PRESIDENT CD-2					
CONGRESSIONAL DISTRICT 2					
(VOTE FOR) 1					
DE LA FUENTE, ROQUE "ROCKY"	0		0	0	0
STEINBERG, MICHAEL	3	.40	3	0	0
SANDERS, BERNIE	303	40.13	241	49	13
O'MALLEY, MARTIN J.	5	.66	5	0	0
CLINTON, HILLARY	441	58.41	395	40	6
HEWES, HENRY	3	.40	3	0	0
Over Votes	0		0	0	0
Under Votes	2		2	0	0
		Final Count			
		REPUBLICAN PARTY			

Run Date:03/29/16 02:48 PM

Report EL30A Page 0065-03

0065 065	TOTAL VOTES	%	EARLY	POLLS	PROV
REPUBLICAN PARTY CANDIDATES FOR PRESIDENT CD-2					
CONGRESSIONAL DISTRICT 2					
(VOTE FOR) 1					
SANTORUM, RICK.	1	.14	0	0	1
COOK, TIM	1	.14	1	0	0
PAUL, RAND	5	.70	5	0	0
RUBIO, MARCO	86	11.98	83	3	0
GRAHAM, LINDSEY	0		0	0	0
KASICH, JOHN R.	76	10.58	64	11	1
BUSH, JEB	14	1.95	12	2	0
TRUMP, DONALD J.	283	39.42	224	50	9
FIORINA, CARLY.	5	.70	5	0	0
PATAKI, GEORGE E.	0		0	0	0
CRUZ, TED	219	30.50	155	56	8
HUCKABEE, MIKE.	6	.84	6	0	0
CHRISTIE, CHRIS	1	.14	1	0	0
CARSON, BEN.	21	2.92	19	2	0
Over Votes	0		0	0	0
Under Votes	0		0	0	0
		Final Count			
		GREEN PARTY			

Run Date:03/29/16 02:48 PM

Report EL30A Page 0065-04

0065 065	TOTAL VOTES	%	EARLY	POLLS	PROV
GREEN PARTY CANDIDATES FOR PRESIDENT CD-2					
STATCONGRESSIONAL DISTRICT 2					
(VOTE FOR) 1					
MESPLAY, KENT	0		0	0	0
STEIN, JILL.	0		0	0	0
Over Votes	0		0	0	0
Under Votes	0		0	0	0
		Final Count			
		STATISTICS			

Run Date:03/29/16 02:48 PM

Report EL30A Page 0066-01

0066 066	TOTAL VOTES	%	EARLY	POLLS	PROV
REGISTERED VOTERS - TOTAL	4,572				
REGISTERED VOTERS - DEMOCRATIC PARTY	2,256	49.34			
REGISTERED VOTERS - REPUBLICAN PARTY	2,302	50.35			
REGISTERED VOTERS - GREEN PARTY	14	.31			
BALLOTS CAST - TOTAL.	3,227		2,603	558	66
BALLOTS CAST - NONPARTISAN.	0		0	0	0
BALLOTS CAST - DEMOCRATIC PARTY	1,650	51.13	1,385	234	31
BALLOTS CAST - REPUBLICAN PARTY	1,574	48.78	1,215	324	35
BALLOTS CAST - GREEN PARTY.	3	.09	3	0	0
BALLOTS CAST - BLANK.	5	.15	5	0	0
VOTER TURNOUT - TOTAL		70.58			
VOTER TURNOUT - DEMOCRATIC PARTY.		73.14			
VOTER TURNOUT - REPUBLICAN PARTY.		68.38			
VOTER TURNOUT - GREEN PARTY		21.43			
VOTER TURNOUT - BLANK11			
		Final Count			
		DEMOCRATIC PARTY			

Run Date:03/29/16 02:48 PM

Report EL30A Page 0066-02

0066 066

	TOTAL VOTES	%	EARLY	POLLS	PROV
DEMOCRATIC PARTY CANDIDATES FOR PRESIDENT CD-2					
CONGRESSIONAL DISTRICT 2					
(VOTE FOR) 1					
DE LA FUENTE, ROQUE "ROCKY"	3	.18	3	0	0
STEINBERG, MICHAEL	7	.42	6	1	0
SANDERS, BERNIE	576	34.95	458	98	20
O'MALLEY, MARTIN J.	10	.61	9	1	0
CLINTON, HILLARY	1,051	63.77	906	134	11
HEWES, HENRY	1	.06	1	0	0
Over Votes	0		0	0	0
Under Votes	2		2	0	0
Final Count					
REPUBLICAN PARTY					

Run Date:03/29/16 02:48 PM

Report EL30A Page 0066-03

0066 066

	TOTAL VOTES	%	EARLY	POLLS	PROV
REPUBLICAN PARTY CANDIDATES FOR PRESIDENT CD-2					
CONGRESSIONAL DISTRICT 2					
(VOTE FOR) 1					
SANTORUM, RICK.	1	.06	0	1	0
COOK, TIM	1	.06	0	1	0
PAUL, RAND	6	.38	5	1	0
RUBIO, MARCO	238	15.15	235	3	0
GRAHAM, LINDSEY	1	.06	0	1	0
KASICH, JOHN R.	293	18.65	228	63	2
BUSH, JEB	12	.76	12	0	0
TRUMP, DONALD J.	593	37.75	430	142	21
FIORINA, CARLY.	7	.45	5	1	1
PATAKI, GEORGE E.	2	.13	1	0	1
CRUZ, TED	390	24.82	271	109	10
HUCKABEE, MIKE	0		0	0	0
CHRISTIE, CHRIS	4	.25	4	0	0
CARSON, BEN.	23	1.46	21	2	0
Over Votes	0		0	0	0
Under Votes	3		3	0	0
Final Count					
GREEN PARTY					

Run Date:03/29/16 02:48 PM

Report EL30A Page 0066-04

0066 066

	TOTAL VOTES	%	EARLY	POLLS	PROV
GREEN PARTY CANDIDATES FOR PRESIDENT CD-2					
STATCONGRESSIONAL DISTRICT 2					
(VOTE FOR) 1					
MESPLAY, KENT	1	33.33	1	0	0
STEIN, JILL	2	66.67	2	0	0
Over Votes	0		0	0	0
Under Votes	0		0	0	0
Final Count					
STATISTICS					

Run Date:03/29/16 02:48 PM

Report EL30A Page 0067-01

0067 067

	TOTAL VOTES	%	EARLY	POLLS	PROV
REGISTERED VOTERS - TOTAL	4,175				
REGISTERED VOTERS - DEMOCRATIC PARTY	2,271	54.40			
REGISTERED VOTERS - REPUBLICAN PARTY	1,880	45.03			
REGISTERED VOTERS - GREEN PARTY	24	.57			
BALLOTS CAST - TOTAL	2,693		2,050	552	91
BALLOTS CAST - NONPARTISAN	0		0	0	0
BALLOTS CAST - DEMOCRATIC PARTY	1,525	56.63	1,212	260	53
BALLOTS CAST - REPUBLICAN PARTY	1,161	43.11	833	290	38
BALLOTS CAST - GREEN PARTY	7	.26	5	2	0
BALLOTS CAST - BLANK	12	.45	9	2	1
VOTER TURNOUT - TOTAL		64.50			
VOTER TURNOUT - DEMOCRATIC PARTY		67.15			
VOTER TURNOUT - REPUBLICAN PARTY		61.76			
VOTER TURNOUT - GREEN PARTY		29.17			
VOTER TURNOUT - BLANK		.29			
Final Count					
DEMOCRATIC PARTY					

Run Date:03/29/16 02:48 PM

Report EL30A Page 0067-02

0067 067

	TOTAL VOTES	%	EARLY	POLLS	PROV
DEMOCRATIC PARTY CANDIDATES FOR PRESIDENT CD-2					
CONGRESSIONAL DISTRICT 2					
(VOTE FOR) 1					
DE LA FUENTE, ROQUE "ROCKY"	5	.33	5	0	0
STEINBERG, MICHAEL	6	.40	5	1	0
SANDERS, BERNIE	723	47.69	534	158	31
O'MALLEY, MARTIN J.	4	.26	1	2	1
CLINTON, HILLARY	776	51.19	657	99	20
HEWES, HENRY	2	.13	2	0	0
Over Votes	1		1	0	0
Under Votes	8		7	0	1

Final Count
REPUBLICAN PARTY

Run Date:03/29/16 02:48 PM

Report EL30A Page 0067-03

0067 067

	TOTAL VOTES	%	EARLY	POLLS	PROV
REPUBLICAN PARTY CANDIDATES FOR PRESIDENT CD-2					
CONGRESSIONAL DISTRICT 2					
(VOTE FOR) 1					
SANTORUM, RICK.	0		0	0	0
COOK, TIM	1	.09	0	1	0
PAUL, RAND	6	.52	4	2	0
RUBIO, MARCO	131	11.33	129	1	1
GRAHAM, LINDSEY	1	.09	1	0	0
KASICH, JOHN R.	193	16.70	143	42	8
BUSH, JEB	7	.61	7	0	0
TRUMP, DONALD J.	469	40.57	324	132	13
FIORINA, CARLY.	1	.09	1	0	0
PATAKI, GEORGE E.	1	.09	1	0	0
CRUZ, TED	315	27.25	191	108	16
HUCKABEE, MIKE.	4	.35	4	0	0
CHRISTIE, CHRIS	2	.17	2	0	0
CARSON, BEN.	25	2.16	23	2	0
Over Votes	1		1	0	0
Under Votes	4		2	2	0

Final Count
GREEN PARTY

Run Date:03/29/16 02:48 PM

Report EL30A Page 0067-04

0067 067

	TOTAL VOTES	%	EARLY	POLLS	PROV
GREEN PARTY CANDIDATES FOR PRESIDENT CD-2					
CONGRESSIONAL DISTRICT 2					
(VOTE FOR) 1					
MESPLAY, KENT	1	14.29	0	1	0
STEIN, JILL.	6	85.71	5	1	0
Over Votes	0		0	0	0
Under Votes	0		0	0	0

Final Count
STATISTICS

Run Date:03/29/16 02:48 PM

Report EL30A Page 0068-01

0068 068

	TOTAL VOTES	%	EARLY	POLLS	PROV
REGISTERED VOTERS - TOTAL	3,193				
REGISTERED VOTERS - DEMOCRATIC PARTY	1,036	32.45			
REGISTERED VOTERS - REPUBLICAN PARTY	2,151	67.37			
REGISTERED VOTERS - GREEN PARTY	6	.19			
BALLOTS CAST - TOTAL.	2,047		1,597	399	51
BALLOTS CAST - NONPARTISAN.	0		0	0	0
BALLOTS CAST - DEMOCRATIC PARTY	661	32.29	543	101	17
BALLOTS CAST - REPUBLICAN PARTY	1,386	67.71	1,054	298	34
BALLOTS CAST - GREEN PARTY.	0		0	0	0
BALLOTS CAST - BLANK.	5	.24	2	2	1
VOTER TURNOUT - TOTAL		64.11			
VOTER TURNOUT - DEMOCRATIC PARTY.		63.80			
VOTER TURNOUT - REPUBLICAN PARTY.		64.44			
VOTER TURNOUT - GREEN PARTY					
VOTER TURNOUT - BLANK16			

Final Count
DEMOCRATIC PARTY

Run Date:03/29/16 02:48 PM

Report EL30A Page 0068-02

0068 068

	TOTAL VOTES	%	EARLY	POLLS	PROV
DEMOCRATIC PARTY CANDIDATES FOR PRESIDENT CD-2					
CONGRESSIONAL DISTRICT 2					
(VOTE FOR) 1					
DE LA FUENTE, ROQUE "ROCKY"	3	.46	3	0	0
STEINBERG, MICHAEL	8	1.22	7	0	1
SANDERS, BERNIE	309	46.96	240	59	10
O'MALLEY, MARTIN J.	9	1.37	7	2	0
CLINTON, HILLARY	329	50.00	285	39	5
HEWES, HENRY	0		0	0	0
Over Votes	0		0	0	0
Under Votes	3		1	1	1

Final Count
REPUBLICAN PARTY

Run Date:03/29/16 02:48 PM

Report EL30A Page 0068-03

0068 068

	TOTAL VOTES	%	EARLY	POLLS	PROV
REPUBLICAN PARTY CANDIDATES FOR PRESIDENT CD-2					
CONGRESSIONAL DISTRICT 2					
(VOTE FOR) 1					
SANTORUM, RICK.	0		0	0	0
COOK, TIM	1	.07	1	0	0
PAUL, RAND	4	.29	3	1	0
RUBIO, MARCO	126	9.11	125	1	0
GRAHAM, LINDSEY	0		0	0	0

KASICH, JOHN R.	98	7.09	76	21	1
BUSH, JEB	4	.29	3	1	0
TRUMP, DONALD J.	674	48.73	497	161	16
FIORINA, CARLY.	3	.22	3	0	0
PATAKI, GEORGE E.	0		0	0	0
CRUZ, TED	436	31.53	312	108	16
HUCKABEE, MIKE.	4	.29	4	0	0
CHRISTIE, CHRIS	5	.36	4	1	0
CARSON, BEN.	28	2.02	24	3	1
Over Votes	1		1	0	0
Under Votes	2		1	1	0
Final Count GREEN PARTY					

Run Date:03/29/16 02:48 PM

Report EL30A Page 0068-04

0068 068

TOTAL VOTES	%	EARLY	POLLS	PROV
GREEN PARTY CANDIDATES FOR PRESIDENT CD-2 STATCONGRESSIONAL DISTRICT 2 (VOTE FOR) 1				
MESPLAY, KENT	0	0	0	0
STEIN, JILL	0	0	0	0
Over Votes	0	0	0	0
Under Votes	0	0	0	0
Final Count STATISTICS				

Run Date:03/29/16 02:48 PM

Report EL30A Page 0069-01

0069 069

TOTAL VOTES	%	EARLY	POLLS	PROV
REGISTERED VOTERS - TOTAL	3,799			
REGISTERED VOTERS - DEMOCRATIC PARTY	1,317	34.67		
REGISTERED VOTERS - REPUBLICAN PARTY	2,471	65.04		
REGISTERED VOTERS - GREEN PARTY	11	.29		
BALLOTS CAST - TOTAL	2,607	1,990	577	40
BALLOTS CAST - NONPARTISAN	0	0	0	0
BALLOTS CAST - DEMOCRATIC PARTY	878	33.68	733	134
BALLOTS CAST - REPUBLICAN PARTY	1,727	66.24	1,255	443
BALLOTS CAST - GREEN PARTY	2	.08	2	0
BALLOTS CAST - BLANK	6	.23	6	0
VOTER TURNOUT - TOTAL		68.62		
VOTER TURNOUT - DEMOCRATIC PARTY		66.67		
VOTER TURNOUT - REPUBLICAN PARTY		69.89		
VOTER TURNOUT - GREEN PARTY		18.18		
VOTER TURNOUT - BLANK		.16		
Final Count DEMOCRATIC PARTY				

Run Date:03/29/16 02:48 PM

Report EL30A Page 0069-02

0069 069

TOTAL VOTES	%	EARLY	POLLS	PROV	
DEMOCRATIC PARTY CANDIDATES FOR PRESIDENT CD-2 CONGRESSIONAL DISTRICT 2 (VOTE FOR) 1					
DE LA FUENTE, ROQUE "ROCKY"	6	.69	5	1	0
STEINBERG, MICHAEL	1	.11	1	0	0
SANDERS, BERNIE	338	38.63	270	62	6
O'MALLEY, MARTIN J.	8	.91	7	1	0
CLINTON, HILLARY	522	59.66	447	70	5
HEWES, HENRY	0		0	0	0
Over Votes	0	0	0	0	0
Under Votes	3		3	0	0
Final Count REPUBLICAN PARTY					

Run Date:03/29/16 02:48 PM

Report EL30A Page 0069-03

0069 069

TOTAL VOTES	%	EARLY	POLLS	PROV	
REPUBLICAN PARTY CANDIDATES FOR PRESIDENT CD-2 CONGRESSIONAL DISTRICT 2 (VOTE FOR) 1					
SANTORUM, RICK.	0		0	0	0
COOK, TIM	1	.06	1	0	0
PAUL, RAND	9	.52	8	1	0
RUBIO, MARCO	206	11.95	202	3	1
GRAHAM, LINDSEY	0		0	0	0
KASICH, JOHN R.	256	14.85	186	69	1
BUSH, JEB	12	.70	11	0	1
TRUMP, DONALD J.	701	40.66	488	197	16
FIORINA, CARLY.	5	.29	4	1	0
PATAKI, GEORGE E.	1	.06	1	0	0
CRUZ, TED	497	28.83	318	170	9
HUCKABEE, MIKE.	0		0	0	0
CHRISTIE, CHRIS	2	.12	2	0	0
CARSON, BEN.	34	1.97	31	2	1
Over Votes	0	0	0	0	0
Under Votes	3		3	0	0
Final Count GREEN PARTY					

Run Date:03/29/16 02:48 PM

Report EL30A Page 0069-04

0069 069

	TOTAL VOTES	%	EARLY	POLLS	PROV
GREEN PARTY CANDIDATES FOR PRESIDENT CD-2 STATCONGRESSIONAL DISTRICT 2 (VOTE FOR) 1					
MESPLAY, KENT	0		0	0	0
STEIN, JILL.	2	100.00	2	0	0
Over Votes	0		0	0	0
Under Votes	0		0	0	0
Final Count STATISTICS					

Run Date:03/29/16 02:48 PM

Report EL30A Page 0070-01

0070 070

	TOTAL VOTES	%	EARLY	POLLS	PROV
REGISTERED VOTERS - TOTAL	3,702				
REGISTERED VOTERS - DEMOCRATIC PARTY	1,666	45.00			
REGISTERED VOTERS - REPUBLICAN PARTY	2,023	54.65			
REGISTERED VOTERS - GREEN PARTY	13	.35			
BALLOTS CAST - TOTAL	2,407		1,892	456	59
BALLOTS CAST - NONPARTISAN.	0		0	0	0
BALLOTS CAST - DEMOCRATIC PARTY	1,113	46.24	920	161	32
BALLOTS CAST - REPUBLICAN PARTY	1,290	53.59	968	295	27
BALLOTS CAST - GREEN PARTY.	4	.17	4	0	0
BALLOTS CAST - BLANK	8	.33	7	1	0
VOTER TURNOUT - TOTAL		65.02			
VOTER TURNOUT - DEMOCRATIC PARTY.		66.81			
VOTER TURNOUT - REPUBLICAN PARTY.		63.77			
VOTER TURNOUT - GREEN PARTY		30.77			
VOTER TURNOUT - BLANK22			
Final Count DEMOCRATIC PARTY					

Run Date:03/29/16 02:48 PM

Report EL30A Page 0070-02

0070 070

	TOTAL VOTES	%	EARLY	POLLS	PROV
DEMOCRATIC PARTY CANDIDATES FOR PRESIDENT CD-2 CONGRESSIONAL DISTRICT 2 (VOTE FOR) 1					
DE LA FUENTE, ROQUE "ROCKY"	4	.36	4	0	0
STEINBERG, MICHAEL	3	.27	3	0	0
SANDERS, BERNIE	489	44.13	381	89	19
O'MALLEY, MARTIN J.	10	.90	10	0	0
CLINTON, HILLARY	602	54.33	518	71	13
HEWES, HENRY	0		0	0	0
Over Votes	1		1	0	0
Under Votes	4		3	1	0
Final Count REPUBLICAN PARTY					

Run Date:03/29/16 02:48 PM

Report EL30A Page 0070-03

0070 070

	TOTAL VOTES	%	EARLY	POLLS	PROV
REPUBLICAN PARTY CANDIDATES FOR PRESIDENT CD-2 CONGRESSIONAL DISTRICT 2 (VOTE FOR) 1					
SANTORUM, RICK.	2	.16	2	0	0
COOK, TIM	1	.08	1	0	0
PAUL, RAND	4	.31	4	0	0
RUBIO, MARCO	154	11.98	146	8	0
GRAHAM, LINDSEY	0		0	0	0
KASICH, JOHN R.	150	11.67	110	36	4
BUSH, JEB	12	.93	11	1	0
TRUMP, DONALD J.	530	41.25	374	142	14
FIORINA, CARLY.	2	.16	1	1	0
PATAKI, GEORGE E..	0		0	0	0
CRUZ, TED	376	29.26	263	104	9
HUCKABEE, MIKE.	4	.31	3	1	0
CHRISTIE, CHRIS	7	.54	7	0	0
CARSON, BEN.	43	3.35	41	2	0
Over Votes	1		1	0	0
Under Votes	4		4	0	0
Final Count GREEN PARTY					

Run Date:03/29/16 02:48 PM

Report EL30A Page 0070-04

0070 070

	TOTAL VOTES	%	EARLY	POLLS	PROV
GREEN PARTY CANDIDATES FOR PRESIDENT CD-2 STATCONGRESSIONAL DISTRICT 2 (VOTE FOR) 1					
MESPLAY, KENT	1	25.00	1	0	0
STEIN, JILL.	3	75.00	3	0	0
Over Votes	0		0	0	0
Under Votes	0		0	0	0
Final Count STATISTICS					

Run Date:03/29/16 02:48 PM

Report EL30A Page 0071-01

0071 071

	TOTAL VOTES	%	EARLY	POLLS	PROV
REGISTERED VOTERS - TOTAL	1,976				
REGISTERED VOTERS - DEMOCRATIC PARTY	788	39.88			
REGISTERED VOTERS - REPUBLICAN PARTY	1,185	59.97			
REGISTERED VOTERS - GREEN PARTY	3	.15			
BALLOTS CAST - TOTAL	1,405		1,082	304	19
BALLOTS CAST - NONPARTISAN	0		0	0	0
BALLOTS CAST - DEMOCRATIC PARTY	576	41.00	467	105	4
BALLOTS CAST - REPUBLICAN PARTY	829	59.00	615	199	15
BALLOTS CAST - GREEN PARTY	0		0	0	0
BALLOTS CAST - BLANK	3	.21	3	0	0
VOTER TURNOUT - TOTAL	71.10				
VOTER TURNOUT - DEMOCRATIC PARTY	73.10				
VOTER TURNOUT - REPUBLICAN PARTY	69.96				
VOTER TURNOUT - GREEN PARTY					
VOTER TURNOUT - BLANK15				

Final Count
DEMOCRATIC PARTY

Run Date:03/29/16 02:48 PM

Report EL30A Page 0071-02

0071 071

	TOTAL VOTES	%	EARLY	POLLS	PROV
DEMOCRATIC PARTY CANDIDATES FOR PRESIDENT CD-2 CONGRESSIONAL DISTRICT 2 (VOTE FOR) 1					
DE LA FUENTE, ROQUE "ROCKY"	1	.17	1	0	0
STEINBERG, MICHAEL	3	.52	2	1	0
SANDERS, BERNIE	223	38.78	173	47	3
O'MALLEY, MARTIN J.	4	.70	3	1	0
CLINTON, HILLARY	342	59.48	285	56	1
HEWES, HENRY	2	.35	2	0	0
Over Votes	0		0	0	0
Under Votes	1		1	0	0

Final Count
REPUBLICAN PARTY

Run Date:03/29/16 02:48 PM

Report EL30A Page 0071-03

0071 071

	TOTAL VOTES	%	EARLY	POLLS	PROV
REPUBLICAN PARTY CANDIDATES FOR PRESIDENT CD-2 CONGRESSIONAL DISTRICT 2 (VOTE FOR) 1					
SANTORUM, RICK.	0		0	0	0
COOK, TIM	0		0	0	0
PAUL, RAND	1	.12	1	0	0
RUBIO, MARCO	83	10.04	80	3	0
GRAHAM, LINDSEY	0		0	0	0
KASICH, JOHN R.	123	14.87	84	38	1
BUSH, JEB	3	.36	3	0	0
TRUMP, DONALD J.	377	45.59	275	94	8
FIORINA, CARLY.	2	.24	2	0	0
PATAKI, GEORGE E.	0		0	0	0
CRUZ, TED	227	27.45	157	64	6
HUCKABEE, MIKE.	0		0	0	0
CHRISTIE, CHRIS	1	.12	1	0	0
CARSON, BEN.	10	1.21	10	0	0
Over Votes	0		0	0	0
Under Votes	2		2	0	0

Final Count
GREEN PARTY

Run Date:03/29/16 02:48 PM

Report EL30A Page 0071-04

0071 071

	TOTAL VOTES	%	EARLY	POLLS	PROV
GREEN PARTY CANDIDATES FOR PRESIDENT CD-2 STATCONGRESSIONAL DISTRICT 2 (VOTE FOR) 1					
MESPLAY, KENT	0		0	0	0
STEIN, JILL.	0		0	0	0
Over Votes	0		0	0	0
Under Votes	0		0	0	0

Final Count
STATISTICS

Run Date:03/29/16 02:48 PM

Report EL30A Page 0072-01

0072 072

	TOTAL VOTES	%	EARLY	POLLS	PROV
REGISTERED VOTERS - TOTAL	3,142				
REGISTERED VOTERS - DEMOCRATIC PARTY	1,620	51.56			
REGISTERED VOTERS - REPUBLICAN PARTY	1,514	48.19			
REGISTERED VOTERS - GREEN PARTY	8	.25			
BALLOTS CAST - TOTAL	2,018		1,616	357	45
BALLOTS CAST - NONPARTISAN	0		0	0	0
BALLOTS CAST - DEMOCRATIC PARTY	1,063	52.68	868	174	21
BALLOTS CAST - REPUBLICAN PARTY	953	47.22	746	183	24
BALLOTS CAST - GREEN PARTY	2	.10	2	0	0
BALLOTS CAST - BLANK	4	.20	3	1	0
VOTER TURNOUT - TOTAL	64.23				
VOTER TURNOUT - DEMOCRATIC PARTY	65.62				
VOTER TURNOUT - REPUBLICAN PARTY	62.95				

VOTER TURNOUT - GREEN PARTY 25.00
 VOTER TURNOUT - BLANK13
 Final Count
 DEMOCRATIC PARTY

Run Date:03/29/16 02:48 PM

Report EL30A Page 0072-02

0072 072

	TOTAL VOTES	%	EARLY	POLLS	PROV
DEMOCRATIC PARTY CANDIDATES FOR PRESIDENT CD-2					
CONGRESSIONAL DISTRICT 2					
(VOTE FOR) 1					
DE LA FUENTE, ROQUE "ROCKY"	4	.38	4	0	0
STEINBERG, MICHAEL	3	.28	3	0	0
SANDERS, BERNIE	432	40.75	311	105	16
O'MALLEY, MARTIN J.	3	.28	2	1	0
CLINTON, HILLARY	612	57.74	541	66	5
HEWES, HENRY	6	.57	5	1	0
Over Votes	0		0	0	0
Under Votes	3		2	1	0
Final Count					
REPUBLICAN PARTY					

Run Date:03/29/16 02:48 PM

Report EL30A Page 0072-03

0072 072

	TOTAL VOTES	%	EARLY	POLLS	PROV
REPUBLICAN PARTY CANDIDATES FOR PRESIDENT CD-2					
CONGRESSIONAL DISTRICT 2					
(VOTE FOR) 1					
SANTORUM, RICK.	0		0	0	0
COOK, TIM	0		0	0	0
PAUL, RAND	4	.42	3	1	0
RUBIO, MARCO	120	12.61	117	1	2
GRAHAM, LINDSEY	1	.11	1	0	0
KASICH, JOHN R.	135	14.18	105	28	2
BUSH, JEB	7	.74	7	0	0
TRUMP, DONALD J.	364	38.24	273	83	8
FIORINA, CARLY.	5	.53	4	1	0
PATAKI, GEORGE E.	0		0	0	0
CRUZ, TED	286	30.04	205	69	12
HUCKABEE, MIKE.	2	.21	2	0	0
CHRISTIE, CHRIS	1	.11	1	0	0
CARSON, BEN.	27	2.84	27	0	0
Over Votes	0		0	0	0
Under Votes	1		1	0	0
Final Count					
GREEN PARTY					

Run Date:03/29/16 02:48 PM

Report EL30A Page 0072-04

0072 072

	TOTAL VOTES	%	EARLY	POLLS	PROV
GREEN PARTY CANDIDATES FOR PRESIDENT CD-2					
CONGRESSIONAL DISTRICT 2					
(VOTE FOR) 1					
MESPLAY, KENT	0		0	0	0
STEIN, JILL.	2	100.00	2	0	0
Over Votes	0		0	0	0
Under Votes	0		0	0	0
Final Count					
STATISTICS					

Run Date:03/29/16 02:48 PM

Report EL30A Page 0073-01

0073 073

	TOTAL VOTES	%	EARLY	POLLS	PROV
REGISTERED VOTERS - TOTAL	3,943				
REGISTERED VOTERS - DEMOCRATIC PARTY	2,485	63.02			
REGISTERED VOTERS - REPUBLICAN PARTY	1,431	36.29			
REGISTERED VOTERS - GREEN PARTY	27	.68			
BALLOTS CAST - TOTAL	2,593		2,039	493	61
BALLOTS CAST - NONPARTISAN.	0		0	0	0
BALLOTS CAST - DEMOCRATIC PARTY	1,733	66.83	1,416	275	42
BALLOTS CAST - REPUBLICAN PARTY	855	32.97	618	218	19
BALLOTS CAST - GREEN PARTY.	5	.19	5	0	0
BALLOTS CAST - BLANK.	6	.23	4	2	0
VOTER TURNOUT - TOTAL		65.76			
VOTER TURNOUT - DEMOCRATIC PARTY.		69.74			
VOTER TURNOUT - REPUBLICAN PARTY.		59.75			
VOTER TURNOUT - GREEN PARTY		18.52			
VOTER TURNOUT - BLANK15			
Final Count					
DEMOCRATIC PARTY					

Run Date:03/29/16 02:48 PM

Report EL30A Page 0073-02

0073 073

	TOTAL VOTES	%	EARLY	POLLS	PROV
DEMOCRATIC PARTY CANDIDATES FOR PRESIDENT CD-2					
CONGRESSIONAL DISTRICT 2					
(VOTE FOR) 1					
DE LA FUENTE, ROQUE "ROCKY"	5	.29	3	2	0
STEINBERG, MICHAEL	6	.35	6	0	0
SANDERS, BERNIE	833	48.15	635	171	27

O'MALLEY, MARTIN J.	5	.29	5	0	0
CLINTON, HILLARY	876	50.64	760	101	15
HEWES, HENRY	5	.29	5	0	0
Over Votes	1		1	0	0
Under Votes	2		1	1	0
Final Count REPUBLICAN PARTY					

Run Date:03/29/16 02:48 PM

Report EL30A Page 0073-03

0073 073

	TOTAL VOTES	%	EARLY	POLLS	PROV
REPUBLICAN PARTY CANDIDATES FOR PRESIDENT CD-2 CONGRESSIONAL DISTRICT 2 (VOTE FOR) 1					
SANTORUM, RICK.	1	.12	1	0	0
COOK, TIM	0		0	0	0
PAUL, RAND	5	.59	2	3	0
RUBIO, MARCO	110	12.94	107	2	1
GRAHAM, LINDSEY	0		0	0	0
KASICH, JOHN R.	101	11.88	72	26	3
BUSH, JEB	12	1.41	11	1	0
TRUMP, DONALD J.	350	41.18	231	109	10
FIORINA, CARLY.	5	.59	5	0	0
PATAKI, GEORGE E.	0		0	0	0
CRUZ, TED	236	27.76	155	76	5
HUCKABEE, MIKE.	2	.24	2	0	0
CHRISTIE, CHRIS	2	.24	2	0	0
CARSON, BEN.	26	3.06	26	0	0
Over Votes	1		1	0	0
Under Votes	4		3	1	0
Final Count GREEN PARTY					

Run Date:03/29/16 02:48 PM

Report EL30A Page 0073-04

0073 073

	TOTAL VOTES	%	EARLY	POLLS	PROV
GREEN PARTY CANDIDATES FOR PRESIDENT CD-2 STATCONGRESSIONAL DISTRICT 2 (VOTE FOR) 1					
MESPLAY, KENT	0		0	0	0
STEIN, JILL.	5	100.00	5	0	0
Over Votes	0		0	0	0
Under Votes	0		0	0	0
Final Count STATISTICS					

Run Date:03/29/16 02:48 PM

Report EL30A Page 0074-01

0074 074

	TOTAL VOTES	%	EARLY	POLLS	PROV
REGISTERED VOTERS - TOTAL	4,336				
REGISTERED VOTERS - DEMOCRATIC PARTY	2,132	49.17			
REGISTERED VOTERS - REPUBLICAN PARTY	2,193	50.58			
REGISTERED VOTERS - GREEN PARTY	11	.25			
BALLOTS CAST - TOTAL.	3,052		2,435	576	41
BALLOTS CAST - NONPARTISAN.	0		0	0	0
BALLOTS CAST - DEMOCRATIC PARTY	1,497	49.05	1,196	282	19
BALLOTS CAST - REPUBLICAN PARTY	1,552	50.85	1,237	293	22
BALLOTS CAST - GREEN PARTY.	3	.10	2	1	0
BALLOTS CAST - BLANK.	4	.13	3	0	1
VOTER TURNOUT - TOTAL		70.39			
VOTER TURNOUT - DEMOCRATIC PARTY.		70.22			
VOTER TURNOUT - REPUBLICAN PARTY.		70.77			
VOTER TURNOUT - GREEN PARTY		27.27			
VOTER TURNOUT - BLANK09			
Final Count DEMOCRATIC PARTY					

Run Date:03/29/16 02:48 PM

Report EL30A Page 0074-02

0074 074

	TOTAL VOTES	%	EARLY	POLLS	PROV
DEMOCRATIC PARTY CANDIDATES FOR PRESIDENT CD-2 CONGRESSIONAL DISTRICT 2 (VOTE FOR) 1					
DE LA FUENTE, ROQUE "ROCKY"	4	.27	4	0	0
STEINBERG, MICHAEL	5	.33	5	0	0
SANDERS, BERNIE	558	37.30	406	139	13
O'MALLEY, MARTIN J.	7	.47	6	1	0
CLINTON, HILLARY	918	61.36	772	141	5
HEWES, HENRY	4	.27	3	1	0
Over Votes	0		0	0	0
Under Votes	1		0	0	1
Final Count REPUBLICAN PARTY					

Run Date:03/29/16 02:48 PM

Report EL30A Page 0074-03

0074 074

	TOTAL VOTES	%	EARLY	POLLS	PROV
REPUBLICAN PARTY CANDIDATES FOR PRESIDENT CD-2 CONGRESSIONAL DISTRICT 2 (VOTE FOR) 1					

SANTORUM, RICK.	2	.13	1	1	0
COOK, TIM	0		0	0	0
PAUL, RAND	5	.32	4	1	0
RUBIO, MARCO	236	15.24	233	3	0
GRAHAM, LINDSEY	3	.19	2	1	0
KASICH, JOHN R.	284	18.33	223	53	8
BUSH, JEB	7	.45	6	1	0
TRUMP, DONALD J.	655	42.29	497	149	9
FIORINA, CARLY.	3	.19	3	0	0
PATAKI, GEORGE E.	0		0	0	0
CRUZ, TED	324	20.92	236	83	5
HUCKABEE, MIKE.	1	.06	0	1	0
CHRISTIE, CHRIS	2	.13	2	0	0
CARSON, BEN.	27	1.74	27	0	0
Over Votes	0		0	0	0
Under Votes	3		3	0	0

Final Count
GREEN PARTY

Run Date:03/29/16 02:48 PM

Report EL30A Page 0074-04

0074 074

TOTAL VOTES % EARLY POLLS PROV

GREEN PARTY CANDIDATES FOR PRESIDENT CD-2

STATCONGRESSIONAL DISTRICT 2

(VOTE FOR) 1

MESPLAY, KENT	0		0	0	0
STEIN, JILL.	3	100.00	2	1	0
Over Votes	0		0	0	0
Under Votes	0		0	0	0

Final Count
STATISTICS

Run Date:03/29/16 02:48 PM

Report EL30A Page 0075-01

0075 075

TOTAL VOTES % EARLY POLLS PROV

REGISTERED VOTERS - TOTAL	2,734				
REGISTERED VOTERS - DEMOCRATIC PARTY	1,069	39.10			
REGISTERED VOTERS - REPUBLICAN PARTY	1,660	60.72			
REGISTERED VOTERS - GREEN PARTY	5	.18			
BALLOTS CAST - TOTAL	1,681		1,371	283	27
BALLOTS CAST - NONPARTISAN	0		0	0	0
BALLOTS CAST - DEMOCRATIC PARTY	645	38.37	548	84	13
BALLOTS CAST - REPUBLICAN PARTY	1,034	61.51	823	198	13
BALLOTS CAST - GREEN PARTY	2	.12	0	1	1
BALLOTS CAST - BLANK	4	.24	1	3	0
VOTER TURNOUT - TOTAL		61.49			
VOTER TURNOUT - DEMOCRATIC PARTY		60.34			
VOTER TURNOUT - REPUBLICAN PARTY		62.29			
VOTER TURNOUT - GREEN PARTY		40.00			
VOTER TURNOUT - BLANK		.15			

Final Count
DEMOCRATIC PARTY

Run Date:03/29/16 02:48 PM

Report EL30A Page 0075-02

0075 075

TOTAL VOTES % EARLY POLLS PROV

DEMOCRATIC PARTY CANDIDATES FOR PRESIDENT CD-2

CONGRESSIONAL DISTRICT 2

(VOTE FOR) 1

DE LA FUENTE, ROQUE "ROCKY"	2	.31	2	0	0
STEINBERG, MICHAEL	4	.62	4	0	0
SANDERS, BERNIE	250	38.94	197	44	9
O'MALLEY, MARTIN J.	10	1.56	10	0	0
CLINTON, HILLARY	372	57.94	330	38	4
HEWES, HENRY	4	.62	4	0	0
Over Votes	0		0	0	0
Under Votes	3		1	2	0

Final Count
REPUBLICAN PARTY

Run Date:03/29/16 02:48 PM

Report EL30A Page 0075-03

0075 075

TOTAL VOTES % EARLY POLLS PROV

REPUBLICAN PARTY CANDIDATES FOR PRESIDENT CD-2

CONGRESSIONAL DISTRICT 2

(VOTE FOR) 1

SANTORUM, RICK.	0		0	0	0
COOK, TIM	0		0	0	0
PAUL, RAND	1	.10	1	0	0
RUBIO, MARCO	112	10.84	111	1	0
GRAHAM, LINDSEY	0		0	0	0
KASICH, JOHN R.	81	7.84	64	16	1
BUSH, JEB	7	.68	7	0	0
TRUMP, DONALD J.	480	46.47	380	90	10
FIORINA, CARLY.	1	.10	1	0	0
PATAKI, GEORGE E.	0		0	0	0
CRUZ, TED	312	30.20	222	88	2
HUCKABEE, MIKE.	3	.29	3	0	0
CHRISTIE, CHRIS	1	.10	1	0	0
CARSON, BEN.	35	3.39	33	2	0
Over Votes	0		0	0	0

Final Count
STATISTICS

Run Date:03/29/16 02:48 PM

Report EL30A Page 0077-01

0077 077

	TOTAL VOTES	%	EARLY	POLLS	PROV
REGISTERED VOTERS - TOTAL	881				
REGISTERED VOTERS - DEMOCRATIC PARTY	548	62.20			
REGISTERED VOTERS - REPUBLICAN PARTY	327	37.12			
REGISTERED VOTERS - GREEN PARTY	6	.68			
BALLOTS CAST - TOTAL	502		334	159	9
BALLOTS CAST - NONPARTISAN	0		0	0	0
BALLOTS CAST - DEMOCRATIC PARTY	311	61.95	211	95	5
BALLOTS CAST - REPUBLICAN PARTY	189	37.65	122	63	4
BALLOTS CAST - GREEN PARTY	2	.40	1	1	0
BALLOTS CAST - BLANK	0		0	0	0
VOTER TURNOUT - TOTAL		56.98			
VOTER TURNOUT - DEMOCRATIC PARTY		56.75			
VOTER TURNOUT - REPUBLICAN PARTY		57.80			
VOTER TURNOUT - GREEN PARTY		33.33			
VOTER TURNOUT - BLANK					

Final Count
DEMOCRATIC PARTY

Run Date:03/29/16 02:48 PM

Report EL30A Page 0077-02

0077 077

	TOTAL VOTES	%	EARLY	POLLS	PROV
DEMOCRATIC PARTY CANDIDATES FOR PRESIDENT CD-3 CONGRESSIONAL DISTRICT 3 (VOTE FOR) 1					
DE LA FUENTE, ROQUE "ROCKY"	5	1.61	3	1	1
STEINBERG, MICHAEL	8	2.57	7	1	0
SANDERS, BERNIE	90	28.94	56	32	2
O'MALLEY, MARTIN J.	8	2.57	4	4	0
CLINTON, HILLARY	197	63.34	139	56	2
HEWES, HENRY	3	.96	2	1	0
Over Votes	0		0	0	0
Under Votes	0		0	0	0

Final Count
REPUBLICAN PARTY

Run Date:03/29/16 02:48 PM

Report EL30A Page 0077-03

0077 077

	TOTAL VOTES	%	EARLY	POLLS	PROV
REPUBLICAN PARTY CANDIDATES FOR PRESIDENT CD-3 CONGRESSIONAL DISTRICT 3 (VOTE FOR) 1					
SANTORUM, RICK.	1	.53	1	0	0
COOK, TIM	0		0	0	0
PAUL, RAND	0		0	0	0
RUBIO, MARCO	8	4.26	7	1	0
GRAHAM, LINDSEY	0		0	0	0
KASICH, JOHN R.	13	6.91	6	7	0
BUSH, JEB	3	1.60	2	1	0
TRUMP, DONALD J.	93	49.47	63	27	3
FLORINA, CARLY.	0		0	0	0
PATAKI, GEORGE E.	0		0	0	0
CRUZ, TED	58	30.85	33	25	0
HUCKABEE, MIKE.	1	.53	0	0	1
CHRISTIE, CHRIS	0		0	0	0
CARSON, BEN.	11	5.85	10	1	0
Over Votes	1		0	1	0
Under Votes	0		0	0	0

Final Count
GREEN PARTY

Run Date:03/29/16 02:48 PM

Report EL30A Page 0077-04

0077 077

	TOTAL VOTES	%	EARLY	POLLS	PROV
GREEN PARTY CANDIDATES FOR PRESIDENT CD-3 STATCONGRESSIONAL DISTRICT 3 (VOTE FOR) 1					
MESPLAY, KENT	0		0	0	0
STEIN, JILL.	2	100.00	1	1	0
Over Votes	0		0	0	0
Under Votes	0		0	0	0

Final Count
STATISTICS

Run Date:03/29/16 02:48 PM

Report EL30A Page 0078-01

0078 078

	TOTAL VOTES	%	EARLY	POLLS	PROV
REGISTERED VOTERS - TOTAL	2,133				
REGISTERED VOTERS - DEMOCRATIC PARTY	1,873	87.81			
REGISTERED VOTERS - REPUBLICAN PARTY	254	11.91			
REGISTERED VOTERS - GREEN PARTY	6	.28			
BALLOTS CAST - TOTAL	922		741	139	42
BALLOTS CAST - NONPARTISAN	0		0	0	0
BALLOTS CAST - DEMOCRATIC PARTY	848	91.97	688	118	42
BALLOTS CAST - REPUBLICAN PARTY	74	8.03	53	21	0

BALLOTS CAST - GREEN PARTY 0 0 0 0
 BALLOTS CAST - BLANK 3 .33 3 0 0
 VOTER TURNOUT - TOTAL 43.23
 VOTER TURNOUT - DEMOCRATIC PARTY 45.27
 VOTER TURNOUT - REPUBLICAN PARTY 29.13
 VOTER TURNOUT - GREEN PARTY
 VOTER TURNOUT - BLANK14

Final Count
 DEMOCRATIC PARTY

Run Date:03/29/16 02:48 PM

Report EL30A Page 0078-02

0078 078

TOTAL VOTES % EARLY POLLS PROV

DEMOCRATIC PARTY CANDIDATES FOR PRESIDENT CD-3

CONGRESSIONAL DISTRICT 3

(VOTE FOR) 1

DE LA FUENTE, ROQUE "ROCKY" 5 .59 5 0 0
 STEINBERG, MICHAEL 2 .24 2 0 0
 SANDERS, BERNIE 227 26.86 158 52 17
 O'MALLEY, MARTIN J. 1 .12 1 0 0
 CLINTON, HILLARY 610 72.19 519 66 25
 HEWES, HENRY 0 0 0 0 0
 Over Votes 0 0 0 0 0
 Under Votes 3 3 0 0 0

Final Count
 REPUBLICAN PARTY

Run Date:03/29/16 02:48 PM

Report EL30A Page 0078-03

0078 078

TOTAL VOTES % EARLY POLLS PROV

REPUBLICAN PARTY CANDIDATES FOR PRESIDENT CD-3

CONGRESSIONAL DISTRICT 3

(VOTE FOR) 1

SANTORUM, RICK. 0 0 0 0 0
 COOK, TIM 0 0 0 0 0
 PAUL, RAND 0 0 0 0 0
 RUBIO, MARCO 11 14.86 11 0 0
 GRAHAM, LINDSEY 0 0 0 0 0
 KASICH, JOHN R. 2 2.70 2 0 0
 BUSH, JEB 3 4.05 1 2 0
 TRUMP, DONALD J. 31 41.89 21 10 0
 FIORINA, CARLY. 0 0 0 0 0
 PATAKI, GEORGE E. 0 0 0 0 0
 CRUZ, TED 25 33.78 17 8 0
 HUCKABEE, MIKE. 0 0 0 0 0
 CHRISTIE, CHRIS 0 0 0 0 0
 CARSON, BEN. 2 2.70 1 1 0
 Over Votes 0 0 0 0 0
 Under Votes 0 0 0 0 0

Final Count
 GREEN PARTY

Run Date:03/29/16 02:48 PM

Report EL30A Page 0078-04

0078 078

TOTAL VOTES % EARLY POLLS PROV

GREEN PARTY CANDIDATES FOR PRESIDENT CD-3

STATCONGRESSIONAL DISTRICT 3

(VOTE FOR) 1

MESPLAY, KENT 0 0 0 0 0
 STEIN, JILL. 0 0 0 0 0
 Over Votes 0 0 0 0 0
 Under Votes 0 0 0 0 0

Final Count
 STATISTICS

Run Date:03/29/16 02:48 PM

Report EL30A Page 0079-01

0079 079

TOTAL VOTES % EARLY POLLS PROV

REGISTERED VOTERS - TOTAL 2,082
 REGISTERED VOTERS - DEMOCRATIC PARTY 1,827 87.75
 REGISTERED VOTERS - REPUBLICAN PARTY 221 10.61
 REGISTERED VOTERS - GREEN PARTY 34 1.63
 BALLOTS CAST - TOTAL 1,414
 BALLOTS CAST - NONPARTISAN 0
 BALLOTS CAST - DEMOCRATIC PARTY 1,307 92.43
 BALLOTS CAST - REPUBLICAN PARTY 100 7.07
 BALLOTS CAST - GREEN PARTY 7 .50
 BALLOTS CAST - BLANK 3 .21
 VOTER TURNOUT - TOTAL 67.92
 VOTER TURNOUT - DEMOCRATIC PARTY 71.54
 VOTER TURNOUT - REPUBLICAN PARTY 45.25
 VOTER TURNOUT - GREEN PARTY 20.59
 VOTER TURNOUT - BLANK14

Final Count
 DEMOCRATIC PARTY

Run Date:03/29/16 02:48 PM

Report EL30A Page 0079-02

0079 079

TOTAL VOTES % EARLY POLLS PROV

DEMOCRATIC PARTY CANDIDATES FOR PRESIDENT CD-3

CONGRESSIONAL DISTRICT 3
(VOTE FOR) 1

DE LA FUENTE, ROQUE "ROCKY"	8	.61	7	1	0
STEINBERG, MICHAEL	0		0	0	0
SANDERS, BERNIE	790	60.58	539	203	48
O'MALLEY, MARTIN J.	0		0	0	0
CLINTON, HILLARY	506	38.80	420	75	11
HEWES, HENRY	0		0	0	0
Over Votes	1		0	1	0
Under Votes	2		0	2	0

Final Count
REPUBLICAN PARTY

Run Date:03/29/16 02:48 PM

Report EL30A Page 0079-03

0079 079

	TOTAL VOTES	%	EARLY	POLLS	PROV
REPUBLICAN PARTY CANDIDATES FOR PRESIDENT CD-3					
CONGRESSIONAL DISTRICT 3					
(VOTE FOR) 1					
SANTORUM, RICK.	0		0	0	0
COOK, TIM	0		0	0	0
PAUL, RAND	1	1.01	1	0	0
RUBIO, MARCO	16	16.16	15	1	0
GRAHAM, LINDSEY	0		0	0	0
KASICH, JOHN R.	21	21.21	14	7	0
BUSH, JEB	1	1.01	1	0	0
TRUMP, DONALD J.	31	31.31	22	8	1
FIORINA, CARLY.	0		0	0	0
PATAKI, GEORGE E.	0		0	0	0
CRUZ, TED	28	28.28	17	10	1
HUCKABEE, MIKE.	0		0	0	0
CHRISTIE, CHRIS	0		0	0	0
CARSON, BEN.	1	1.01	0	1	0
Over Votes	0		0	0	0
Under Votes	1		1	0	0

Final Count
GREEN PARTY

Run Date:03/29/16 02:48 PM

Report EL30A Page 0079-04

0079 079

	TOTAL VOTES	%	EARLY	POLLS	PROV
GREEN PARTY CANDIDATES FOR PRESIDENT CD-3					
CONGRESSIONAL DISTRICT 3					
(VOTE FOR) 1					
MESPLAY, KENT	2	28.57	2	0	0
STEIN, JILL.	5	71.43	3	2	0
Over Votes	0		0	0	0
Under Votes	0		0	0	0

Final Count
STATISTICS

Run Date:03/29/16 02:48 PM

Report EL30A Page 0080-01

0080 080

	TOTAL VOTES	%	EARLY	POLLS	PROV
REGISTERED VOTERS - TOTAL	253				
REGISTERED VOTERS - DEMOCRATIC PARTY	243	96.05			
REGISTERED VOTERS - REPUBLICAN PARTY	10	3.95			
REGISTERED VOTERS - GREEN PARTY	0				
BALLOTS CAST - TOTAL	102		35	63	4
BALLOTS CAST - NONPARTISAN	0		0	0	0
BALLOTS CAST - DEMOCRATIC PARTY	101	99.02	34	63	4
BALLOTS CAST - REPUBLICAN PARTY	1	.98	1	0	0
BALLOTS CAST - GREEN PARTY	0		0	0	0
BALLOTS CAST - BLANK	4	3.92	2	2	0
VOTER TURNOUT - TOTAL		40.32			
VOTER TURNOUT - DEMOCRATIC PARTY		41.56			
VOTER TURNOUT - REPUBLICAN PARTY		10.00			
VOTER TURNOUT - BLANK		1.58			

Final Count
DEMOCRATIC PARTY

Run Date:03/29/16 02:48 PM

Report EL30A Page 0080-02

0080 080

	TOTAL VOTES	%	EARLY	POLLS	PROV
DEMOCRATIC PARTY CANDIDATES FOR PRESIDENT CD-3					
CONGRESSIONAL DISTRICT 3					
(VOTE FOR) 1					
DE LA FUENTE, ROQUE "ROCKY"	2	2.08	1	1	0
STEINBERG, MICHAEL	2	2.08	0	2	0
SANDERS, BERNIE	36	37.50	6	28	2
O'MALLEY, MARTIN J.	1	1.04	0	1	0
CLINTON, HILLARY	54	56.25	25	28	1
HEWES, HENRY	1	1.04	0	1	0
Over Votes	1		0	0	1
Under Votes	4		2	2	0

Final Count
REPUBLICAN PARTY

Run Date:03/29/16 02:48 PM

Report EL30A Page 0080-03

0080 080

	TOTAL VOTES	%	EARLY	POLLS	PROV
--	-------------	---	-------	-------	------

REPUBLICAN PARTY CANDIDATES FOR PRESIDENT CD-3
CONGRESSIONAL DISTRICT 3
(VOTE FOR) 1

SANTORUM, RICK.	0	0	0	0
COOK, TIM	0	0	0	0
PAUL, RAND	0	0	0	0
RUBIO, MARCO	0	0	0	0
GRAHAM, LINDSEY	0	0	0	0
KASICH, JOHN R.	0	0	0	0
BUSH, JEB	0	0	0	0
TRUMP, DONALD J.	1	100.00	1	0
FIORINA, CARLY.	0	0	0	0
PATAKI, GEORGE E..	0	0	0	0
CRUZ, TED	0	0	0	0
HUCKABEE, MIKE.	0	0	0	0
CHRISTIE, CHRIS	0	0	0	0
CARSON, BEN.	0	0	0	0
Over Votes	0	0	0	0
Under Votes	0	0	0	0
Final Count				
GREEN PARTY				

Run Date:03/29/16 02:48 PM

Report EL30A Page 0080-04

0080 080

TOTAL VOTES % EARLY POLLS PROV

GREEN PARTY CANDIDATES FOR PRESIDENT CD-3
STATCONGRESSIONAL DISTRICT 3
(VOTE FOR) 1

MESPLAY, KENT	0	0	0	0
STEIN, JILL.	0	0	0	0
Over Votes	0	0	0	0
Under Votes	0	0	0	0
Final Count				
STATISTICS				

Run Date:03/29/16 02:48 PM

Report EL30A Page 0081-01

0081 081

TOTAL VOTES % EARLY POLLS PROV

REGISTERED VOTERS - TOTAL	115			
REGISTERED VOTERS - DEMOCRATIC PARTY	106	92.17		
REGISTERED VOTERS - REPUBLICAN PARTY	9	7.83		
REGISTERED VOTERS - GREEN PARTY	0			
BALLOTS CAST - TOTAL	45		11	27
BALLOTS CAST - NONPARTISAN	0		0	0
BALLOTS CAST - DEMOCRATIC PARTY	40	88.89	9	25
BALLOTS CAST - REPUBLICAN PARTY	5	11.11	2	2
BALLOTS CAST - GREEN PARTY	0		0	0
BALLOTS CAST - BLANK	0		0	0
VOTER TURNOUT - TOTAL		39.13		
VOTER TURNOUT - DEMOCRATIC PARTY		37.74		
VOTER TURNOUT - REPUBLICAN PARTY		55.56		
VOTER TURNOUT - BLANK				
Final Count				
DEMOCRATIC PARTY				

Run Date:03/29/16 02:48 PM

Report EL30A Page 0081-02

0081 081

TOTAL VOTES % EARLY POLLS PROV

DEMOCRATIC PARTY CANDIDATES FOR PRESIDENT CD-3
CONGRESSIONAL DISTRICT 3
(VOTE FOR) 1

DE LA FUENTE, ROQUE "ROCKY"	0	0	0	0
STEINBERG, MICHAEL	0	0	0	0
SANDERS, BERNIE	13	32.50	9	4
O'MALLEY, MARTIN J.	0	0	0	0
CLINTON, HILLARY	27	67.50	9	16
HEWES, HENRY	0	0	0	0
Over Votes	0	0	0	0
Under Votes	0	0	0	0
Final Count				
REPUBLICAN PARTY				

Run Date:03/29/16 02:48 PM

Report EL30A Page 0081-03

0081 081

TOTAL VOTES % EARLY POLLS PROV

REPUBLICAN PARTY CANDIDATES FOR PRESIDENT CD-3
CONGRESSIONAL DISTRICT 3
(VOTE FOR) 1

SANTORUM, RICK.	0	0	0	0
COOK, TIM	0	0	0	0
PAUL, RAND	0	0	0	0
RUBIO, MARCO	1	20.00	1	0
GRAHAM, LINDSEY	0	0	0	0
KASICH, JOHN R.	0	0	0	0
BUSH, JEB	0	0	0	0
TRUMP, DONALD J.	0	0	0	0
FIORINA, CARLY.	0	0	0	0
PATAKI, GEORGE E..	0	0	0	0
CRUZ, TED	4	80.00	1	2
HUCKABEE, MIKE.	0	0	0	0

CHRISTIE, CHRIS	0	0	0	0
CARSON, BEN.	0	0	0	0
Over Votes	0	0	0	0
Under Votes	0	0	0	0

Final Count
GREEN PARTY

Run Date:03/29/16 02:48 PM

Report EL30A Page 0081-04

0081 081

TOTAL VOTES	%	EARLY	POLLS	PROV
-------------	---	-------	-------	------

GREEN PARTY CANDIDATES FOR PRESIDENT CD-3
STATCONGRESSIONAL DISTRICT 3
(VOTE FOR) 1

MESPLAY, KENT	0	0	0	0
STEIN, JILL.	0	0	0	0
Over Votes	0	0	0	0
Under Votes	0	0	0	0

Final Count
STATISTICS

Run Date:03/29/16 02:48 PM

Report EL30A Page 0082-01

0082 082

TOTAL VOTES	%	EARLY	POLLS	PROV
-------------	---	-------	-------	------

REGISTERED VOTERS - TOTAL	2,765			
REGISTERED VOTERS - DEMOCRATIC PARTY	1,785	64.56		
REGISTERED VOTERS - REPUBLICAN PARTY	971	35.12		
REGISTERED VOTERS - GREEN PARTY	9	.33		
BALLOTS CAST - TOTAL	1,921		1,480	396
BALLOTS CAST - NONPARTISAN	0		0	0
BALLOTS CAST - DEMOCRATIC PARTY	1,274	66.32	1,006	241
BALLOTS CAST - REPUBLICAN PARTY	642	33.42	470	154
BALLOTS CAST - GREEN PARTY	5	.26	4	1
BALLOTS CAST - BLANK	2	.10	2	0
VOTER TURNOUT - TOTAL	69.48			
VOTER TURNOUT - DEMOCRATIC PARTY	71.37			
VOTER TURNOUT - REPUBLICAN PARTY	66.12			
VOTER TURNOUT - GREEN PARTY	55.56			
VOTER TURNOUT - BLANK07			

Final Count
DEMOCRATIC PARTY

Run Date:03/29/16 02:48 PM

Report EL30A Page 0082-02

0082 082

TOTAL VOTES	%	EARLY	POLLS	PROV
-------------	---	-------	-------	------

DEMOCRATIC PARTY CANDIDATES FOR PRESIDENT CD-3
CONGRESSIONAL DISTRICT 3
(VOTE FOR) 1

DE LA FUENTE, ROQUE "ROCKY"	4	.31	3	1	0
STEINBERG, MICHAEL	1	.08	1	0	0
SANDERS, BERNIE	542	42.61	408	122	12
O'MALLEY, MARTIN J.	4	.31	3	1	0
CLINTON, HILLARY	717	56.37	585	117	15
HEWES, HENRY	4	.31	4	0	0
Over Votes	0		0	0	0
Under Votes	2		2	0	0

Final Count
REPUBLICAN PARTY

Run Date:03/29/16 02:48 PM

Report EL30A Page 0082-03

0082 082

TOTAL VOTES	%	EARLY	POLLS	PROV
-------------	---	-------	-------	------

REPUBLICAN PARTY CANDIDATES FOR PRESIDENT CD-3
CONGRESSIONAL DISTRICT 3
(VOTE FOR) 1

SANTORUM, RICK.	0		0	0	0
COOK, TIM	1	.16	1	0	0
PAUL, RAND	3	.47	2	0	1
RUBIO, MARCO	83	12.93	83	0	0
GRAHAM, LINDSEY	2	.31	2	0	0
KASICH, JOHN R.	87	13.55	55	28	4
BUSH, JEB	10	1.56	8	2	0
TRUMP, DONALD J.	243	37.85	171	60	12
FIORINA, CARLY	3	.47	3	0	0
PATAKI, GEORGE E.	0		0	0	0
CRUZ, TED	195	30.37	131	63	1
HUCKABEE, MIKE.	1	.16	1	0	0
CHRISTIE, CHRIS	0		0	0	0
CARSON, BEN.	14	2.18	13	1	0
Over Votes	0		0	0	0
Under Votes	0		0	0	0

Final Count
GREEN PARTY

Run Date:03/29/16 02:48 PM

Report EL30A Page 0082-04

0082 082

TOTAL VOTES	%	EARLY	POLLS	PROV
-------------	---	-------	-------	------

GREEN PARTY CANDIDATES FOR PRESIDENT CD-3
STATCONGRESSIONAL DISTRICT 3
(VOTE FOR) 1

MESPLAY, KENT	0	0	0	0
-------------------------	---	---	---	---

STEIN, JILL.	5	100.00	4	1	0
Over Votes	0		0	0	0
Under Votes	0		0	0	0
	Final Count				
	STATISTICS				

Run Date:03/29/16 02:48 PM

Report EL30A Page 0083-01

0083 083

	TOTAL VOTES	%	EARLY	POLLS	PROV
REGISTERED VOTERS - TOTAL	2,329				
REGISTERED VOTERS - DEMOCRATIC PARTY	1,956	83.98			
REGISTERED VOTERS - REPUBLICAN PARTY	368	15.80			
REGISTERED VOTERS - GREEN PARTY	5	.21			
BALLOTS CAST - TOTAL	972		801	137	34
BALLOTS CAST - NONPARTISAN	0		0	0	0
BALLOTS CAST - DEMOCRATIC PARTY	862	88.68	722	108	32
BALLOTS CAST - REPUBLICAN PARTY	108	11.11	78	28	2
BALLOTS CAST - GREEN PARTY	2	.21	1	1	0
BALLOTS CAST - BLANK	9	.93	3	4	2
VOTER TURNOUT - TOTAL		41.73			
VOTER TURNOUT - DEMOCRATIC PARTY		44.07			
VOTER TURNOUT - REPUBLICAN PARTY		29.35			
VOTER TURNOUT - GREEN PARTY		40.00			
VOTER TURNOUT - BLANK39			
	Final Count				
	DEMOCRATIC PARTY				

Run Date:03/29/16 02:48 PM

Report EL30A Page 0083-02

0083 083

	TOTAL VOTES	%	EARLY	POLLS	PROV
DEMOCRATIC PARTY CANDIDATES FOR PRESIDENT CD-3					
CONGRESSIONAL DISTRICT 3					
(VOTE FOR) 1					
DE LA FUENTE, ROQUE "ROCKY"	16	1.86	13	3	0
STEINBERG, MICHAEL	3	.35	3	0	0
SANDERS, BERNIE	234	27.27	179	39	16
O'MALLEY, MARTIN J.	2	.23	2	0	0
CLINTON, HILLARY	600	69.93	520	64	16
HEWES, HENRY	3	.35	2	1	0
Over Votes	1		1	0	0
Under Votes	3		2	1	0
	Final Count				
	REPUBLICAN PARTY				

Run Date:03/29/16 02:48 PM

Report EL30A Page 0083-03

0083 083

	TOTAL VOTES	%	EARLY	POLLS	PROV
REPUBLICAN PARTY CANDIDATES FOR PRESIDENT CD-3					
CONGRESSIONAL DISTRICT 3					
(VOTE FOR) 1					
SANTORUM, RICK.	2	1.94	2	0	0
COOK, TIM	0		0	0	0
PAUL, RAND	1	.97	1	0	0
RUBIO, MARCO	12	11.65	11	1	0
GRAHAM, LINDSEY	1	.97	1	0	0
KASICH, JOHN R.	5	4.85	3	2	0
BUSH, JEB	2	1.94	2	0	0
TRUMP, DONALD J.	47	45.63	33	14	0
FIORINA, CARLY.	0		0	0	0
PATAKI, GEORGE E.	0		0	0	0
CRUZ, TED	29	28.16	20	9	0
HUCKABEE, MIKE.	0		0	0	0
CHRISTIE, CHRIS	1	.97	1	0	0
CARSON, BEN.	3	2.91	3	0	0
Over Votes	0		0	0	0
Under Votes	5		1	2	2
	Final Count				
	GREEN PARTY				

Run Date:03/29/16 02:48 PM

Report EL30A Page 0083-04

0083 083

	TOTAL VOTES	%	EARLY	POLLS	PROV
GREEN PARTY CANDIDATES FOR PRESIDENT CD-3					
STATCONGRESSIONAL DISTRICT 3					
(VOTE FOR) 1					
MESPLAY, KENT	1	100.00	1	0	0
STEIN, JILL.	0		0	0	0
Over Votes	0		0	0	0
Under Votes	1		0	1	0
	Final Count				
	STATISTICS				

Run Date:03/29/16 02:48 PM

Report EL30A Page 0084-01

0084 084

	TOTAL VOTES	%	EARLY	POLLS	PROV
REGISTERED VOTERS - TOTAL	2,142				
REGISTERED VOTERS - DEMOCRATIC PARTY	1,788	83.47			
REGISTERED VOTERS - REPUBLICAN PARTY	335	15.64			
REGISTERED VOTERS - GREEN PARTY	19	.89			
BALLOTS CAST - TOTAL	1,088		810	219	59

BALLOTS CAST - NONPARTISAN.	0	0	0	0	
BALLOTS CAST - DEMOCRATIC PARTY	973	89.43	736	182	55
BALLOTS CAST - REPUBLICAN PARTY	107	9.83	71	32	4
BALLOTS CAST - GREEN PARTY.	8	.74	3	5	0
BALLOTS CAST - BLANK.	13	1.19	4	9	0
VOTER TURNOUT - TOTAL		50.79			
VOTER TURNOUT - DEMOCRATIC PARTY.		54.42			
VOTER TURNOUT - REPUBLICAN PARTY.		31.94			
VOTER TURNOUT - GREEN PARTY		42.11			
VOTER TURNOUT - BLANK		.61			

Final Count
DEMOCRATIC PARTY

Run Date:03/29/16 02:48 PM

Report EL30A Page 0084-02

0084 084

TOTAL VOTES	%	EARLY	POLLS	PROV	
DEMOCRATIC PARTY CANDIDATES FOR PRESIDENT CD-3 CONGRESSIONAL DISTRICT 3 (VOTE FOR) 1					
DE LA FUENTE, ROQUE "ROCKY"	6	.62	4	0	2
STEINBERG, MICHAEL	1	.10	1	0	0
SANDERS, BERNIE	397	41.27	259	99	39
O'MALLEY, MARTIN J.	5	.52	4	1	0
CLINTON, HILLARY	552	57.38	463	75	14
HEWES, HENRY	1	.10	1	0	0
Over Votes	0		0	0	0
Under Votes	11		4	7	0

Final Count
REPUBLICAN PARTY

Run Date:03/29/16 02:48 PM

Report EL30A Page 0084-03

0084 084

TOTAL VOTES	%	EARLY	POLLS	PROV	
REPUBLICAN PARTY CANDIDATES FOR PRESIDENT CD-3 CONGRESSIONAL DISTRICT 3 (VOTE FOR) 1					
SANTORUM, RICK.	0		0	0	0
COOK, TIM	0		0	0	0
PAUL, RAND	1	.96	0	1	0
RUBIO, MARCO	17	16.35	16	1	0
GRAHAM, LINDSEY	0		0	0	0
KASICH, JOHN R.	10	9.62	9	1	0
BUSH, JEB	1	.96	1	0	0
TRUMP, DONALD J.	42	40.38	29	11	2
FIORINA, CARLY.	1	.96	1	0	0
PATAKI, GEORGE E.	0		0	0	0
CRUZ, TED	29	27.88	13	14	2
HUCKABEE, MIKE.	0		0	0	0
CHRISTIE, CHRIS	0		0	0	0
CARSON, BEN.	3	2.88	1	2	0
Over Votes	1		1	0	0
Under Votes	2		0	2	0

Final Count
GREEN PARTY

Run Date:03/29/16 02:48 PM

Report EL30A Page 0084-04

0084 084

TOTAL VOTES	%	EARLY	POLLS	PROV	
GREEN PARTY CANDIDATES FOR PRESIDENT CD-3 STATCONGRESSIONAL DISTRICT 3 (VOTE FOR) 1					
MESPLAY, KENT	1	12.50	0	1	0
STEIN, JILL.	7	87.50	3	4	0
Over Votes	0		0	0	0
Under Votes	0		0	0	0

Final Count
STATISTICS

Run Date:03/29/16 02:48 PM

Report EL30A Page 0085-01

0085 085

TOTAL VOTES	%	EARLY	POLLS	PROV	
REGISTERED VOTERS - TOTAL	2,428				
REGISTERED VOTERS - DEMOCRATIC PARTY	1,945	80.11			
REGISTERED VOTERS - REPUBLICAN PARTY	426	17.55			
REGISTERED VOTERS - GREEN PARTY	57	2.35			
BALLOTS CAST - TOTAL	1,562		1,026	461	75
BALLOTS CAST - NONPARTISAN.	0		0	0	0
BALLOTS CAST - DEMOCRATIC PARTY	1,358	86.94	894	396	68
BALLOTS CAST - REPUBLICAN PARTY	196	12.55	126	63	7
BALLOTS CAST - GREEN PARTY.	8	.51	6	2	0
BALLOTS CAST - BLANK.	2	.13	2	0	0
VOTER TURNOUT - TOTAL		64.33			
VOTER TURNOUT - DEMOCRATIC PARTY.		69.82			
VOTER TURNOUT - REPUBLICAN PARTY.		46.01			
VOTER TURNOUT - GREEN PARTY		14.04			
VOTER TURNOUT - BLANK		.08			

Final Count
DEMOCRATIC PARTY

Run Date:03/29/16 02:48 PM

Report EL30A Page 0085-02

0085 085

	TOTAL VOTES	%	EARLY	POLLS	PROV
DEMOCRATIC PARTY CANDIDATES FOR PRESIDENT CD-3					
CONGRESSIONAL DISTRICT 3					
(VOTE FOR) 1					
DE LA FUENTE, ROQUE "ROCKY"	1	.07	1	0	0
STEINBERG, MICHAEL	4	.29	4	0	0
SANDERS, BERNIE	959	70.72	593	307	59
O'MALLEY, MARTIN J.	4	.29	4	0	0
CLINTON, HILLARY	386	28.47	288	89	9
HEWES, HENRY	2	.15	2	0	0
Over Votes	0		0	0	0
Under Votes	2		2	0	0

Final Count
REPUBLICAN PARTY

Run Date:03/29/16 02:48 PM

Report EL30A Page 0085-03

0085 085

	TOTAL VOTES	%	EARLY	POLLS	PROV
REPUBLICAN PARTY CANDIDATES FOR PRESIDENT CD-3					
CONGRESSIONAL DISTRICT 3					
(VOTE FOR) 1					
SANTORUM, RICK.	0		0	0	0
COOK, TIM	0		0	0	0
PAUL, RAND	3	1.53	0	1	2
RUBIO, MARCO	14	7.14	12	2	0
GRAHAM, LINDSEY	1	.51	1	0	0
KASICH, JOHN R.	25	12.76	12	12	1
BUSH, JEB	3	1.53	3	0	0
TRUMP, DONALD J.	95	48.47	65	28	2
FIORINA, CARLY.	0		0	0	0
PATAKI, GEORGE E.	0		0	0	0
CRUZ, TED	48	24.49	26	20	2
HUCKABEE, MIKE.	0		0	0	0
CHRISTIE, CHRIS	0		0	0	0
CARSON, BEN.	7	3.57	7	0	0
Over Votes	0		0	0	0
Under Votes	0		0	0	0

Final Count
GREEN PARTY

Run Date:03/29/16 02:48 PM

Report EL30A Page 0085-04

0085 085

	TOTAL VOTES	%	EARLY	POLLS	PROV
GREEN PARTY CANDIDATES FOR PRESIDENT CD-3					
STATCONGRESSIONAL DISTRICT 3					
(VOTE FOR) 1					
MESPLAY, KENT	2	25.00	1	1	0
STEIN, JILL.	6	75.00	5	1	0
Over Votes	0		0	0	0
Under Votes	0		0	0	0

Final Count
STATISTICS

Run Date:03/29/16 02:48 PM

Report EL30A Page 0086-01

0086 086

	TOTAL VOTES	%	EARLY	POLLS	PROV
REGISTERED VOTERS - TOTAL	4,082				
REGISTERED VOTERS - DEMOCRATIC PARTY	3,178	77.85			
REGISTERED VOTERS - REPUBLICAN PARTY	881	21.58			
REGISTERED VOTERS - GREEN PARTY	23	.56			
BALLOTS CAST - TOTAL	2,266		1,793	377	96
BALLOTS CAST - NONPARTISAN	0		0	0	0
BALLOTS CAST - DEMOCRATIC PARTY	1,845	81.42	1,479	286	80
BALLOTS CAST - REPUBLICAN PARTY	417	18.40	311	91	15
BALLOTS CAST - GREEN PARTY	4	.18	3	0	1
BALLOTS CAST - BLANK	6	.26	3	2	1
VOTER TURNOUT - TOTAL		55.51			
VOTER TURNOUT - DEMOCRATIC PARTY		58.06			
VOTER TURNOUT - REPUBLICAN PARTY		47.33			
VOTER TURNOUT - GREEN PARTY		17.39			
VOTER TURNOUT - BLANK		.15			

Final Count
DEMOCRATIC PARTY

Run Date:03/29/16 02:48 PM

Report EL30A Page 0086-02

0086 086

	TOTAL VOTES	%	EARLY	POLLS	PROV
DEMOCRATIC PARTY CANDIDATES FOR PRESIDENT CD-3					
CONGRESSIONAL DISTRICT 3					
(VOTE FOR) 1					
DE LA FUENTE, ROQUE "ROCKY"	9	.49	7	2	0
STEINBERG, MICHAEL	2	.11	2	0	0
SANDERS, BERNIE	753	40.99	537	163	53
O'MALLEY, MARTIN J.	1	.05	1	0	0
CLINTON, HILLARY	1,068	58.14	923	118	27
HEWES, HENRY	4	.22	4	0	0
Over Votes	3		2	1	0
Under Votes	5		3	2	0

Final Count
REPUBLICAN PARTY

Run Date:03/29/16 02:48 PM

Report EL30A Page 0086-03

0086 086

	TOTAL VOTES	%	EARLY	POLLS	PROV
REPUBLICAN PARTY CANDIDATES FOR PRESIDENT CD-3 CONGRESSIONAL DISTRICT 3 (VOTE FOR) 1					
SANTORUM, RICK.	0		0	0	0
COOK, TIM	2	.48	0	2	0
PAUL, RAND	3	.72	3	0	0
RUBIO, MARCO	44	10.63	43	1	0
GRAHAM, LINDSEY	0		0	0	0
KASICH, JOHN R.	37	8.94	29	6	2
BUSH, JEB	7	1.69	6	1	0
TRUMP, DONALD J.	175	42.27	126	41	8
FIORINA, CARLY.	3	.72	2	1	0
PATAKI, GEORGE E.	0		0	0	0
CRUZ, TED	127	30.68	85	38	4
HUCKABEE, MIKE.	1	.24	1	0	0
CHRISTIE, CHRIS	0		0	0	0
CARSON, BEN.	15	3.62	14	1	0
Over Votes	2		2	0	0
Under Votes	1		0	0	1
Final Count GREEN PARTY					

Run Date:03/29/16 02:48 PM

Report EL30A Page 0086-04

0086 086

	TOTAL VOTES	%	EARLY	POLLS	PROV
GREEN PARTY CANDIDATES FOR PRESIDENT CD-3 STATCONGRESSIONAL DISTRICT 3 (VOTE FOR) 1					
MESPLAY, KENT	0		0	0	0
STEIN, JILL.	4	100.00	3	0	1
Over Votes	0		0	0	0
Under Votes	0		0	0	0
Final Count STATISTICS					

Run Date:03/29/16 02:48 PM

Report EL30A Page 0087-01

0087 087

	TOTAL VOTES	%	EARLY	POLLS	PROV
REGISTERED VOTERS - TOTAL	2,629				
REGISTERED VOTERS - DEMOCRATIC PARTY	2,160	82.16			
REGISTERED VOTERS - REPUBLICAN PARTY	450	17.12			
REGISTERED VOTERS - GREEN PARTY	19	.72			
BALLOTS CAST - TOTAL	1,092		827	190	75
BALLOTS CAST - NONPARTISAN	0		0	0	0
BALLOTS CAST - DEMOCRATIC PARTY	939	85.99	720	148	71
BALLOTS CAST - REPUBLICAN PARTY	149	13.64	103	42	4
BALLOTS CAST - GREEN PARTY	4	.37	4	0	0
BALLOTS CAST - BLANK	3	.27	2	1	0
VOTER TURNOUT - TOTAL		41.54			
VOTER TURNOUT - DEMOCRATIC PARTY		43.47			
VOTER TURNOUT - REPUBLICAN PARTY		33.11			
VOTER TURNOUT - GREEN PARTY		21.05			
VOTER TURNOUT - BLANK		.11			
Final Count DEMOCRATIC PARTY					

Run Date:03/29/16 02:48 PM

Report EL30A Page 0087-02

0087 087

	TOTAL VOTES	%	EARLY	POLLS	PROV
DEMOCRATIC PARTY CANDIDATES FOR PRESIDENT CD-3 CONGRESSIONAL DISTRICT 3 (VOTE FOR) 1					
DE LA FUENTE, ROQUE "ROCKY"	9	.96	7	0	2
STEINBERG, MICHAEL	2	.21	2	0	0
SANDERS, BERNIE	302	32.30	200	67	35
O'MALLEY, MARTIN J.	1	.11	1	0	0
CLINTON, HILLARY	621	66.42	507	80	34
HEWES, HENRY	0		0	0	0
Over Votes	1		1	0	0
Under Votes	3		2	1	0
Final Count REPUBLICAN PARTY					

Run Date:03/29/16 02:48 PM

Report EL30A Page 0087-03

0087 087

	TOTAL VOTES	%	EARLY	POLLS	PROV
REPUBLICAN PARTY CANDIDATES FOR PRESIDENT CD-3 CONGRESSIONAL DISTRICT 3 (VOTE FOR) 1					
SANTORUM, RICK.	1	.67	1	0	0
COOK, TIM	0		0	0	0
PAUL, RAND	1	.67	1	0	0
RUBIO, MARCO	23	15.44	23	0	0
GRAHAM, LINDSEY	0		0	0	0
KASICH, JOHN R.	13	8.72	10	3	0
BUSH, JEB	0		0	0	0

TRUMP, DONALD J.	61	40.94	38	21	2
FIORINA, CARLY.	2	1.34	2	0	0
PATAKI, GEORGE E.	0		0	0	0
CRUZ, TED	46	30.87	26	18	2
HUCKABEE, MIKE.	0		0	0	0
CHRISTIE, CHRIS	1	.67	1	0	0
CARSON, BEN.	1	.67	1	0	0
Over Votes	0		0	0	0
Under Votes	0		0	0	0

Final Count
GREEN PARTY

Run Date:03/29/16 02:48 PM

Report EL30A Page 0087-04

0087 087

TOTAL VOTES % EARLY POLLS PROV

GREEN PARTY CANDIDATES FOR PRESIDENT CD-3
STATCONGRESSIONAL DISTRICT 3
(VOTE FOR) 1

MESPLAY, KENT	0		0	0	0
STEIN, JILL.	4	100.00	4	0	0
Over Votes	0		0	0	0
Under Votes	0		0	0	0

Final Count
STATISTICS

Run Date:03/29/16 02:48 PM

Report EL30A Page 0088-01

0088 088

TOTAL VOTES % EARLY POLLS PROV

REGISTERED VOTERS - TOTAL	386				
REGISTERED VOTERS - DEMOCRATIC PARTY	365	94.56			
REGISTERED VOTERS - REPUBLICAN PARTY	21	5.44			
REGISTERED VOTERS - GREEN PARTY	0				
BALLOTS CAST - TOTAL	127		60	55	12
BALLOTS CAST - NONPARTISAN	0		0	0	0
BALLOTS CAST - DEMOCRATIC PARTY	122	96.06	57	53	12
BALLOTS CAST - REPUBLICAN PARTY	5	3.94	3	2	0
BALLOTS CAST - GREEN PARTY	0		0	0	0
BALLOTS CAST - BLANK	2	1.57	1	1	0
VOTER TURNOUT - TOTAL		32.90			
VOTER TURNOUT - DEMOCRATIC PARTY		33.42			
VOTER TURNOUT - REPUBLICAN PARTY		23.81			
VOTER TURNOUT - BLANK		.52			

Final Count
DEMOCRATIC PARTY

Run Date:03/29/16 02:48 PM

Report EL30A Page 0088-02

0088 088

TOTAL VOTES % EARLY POLLS PROV

DEMOCRATIC PARTY CANDIDATES FOR PRESIDENT CD-3
CONGRESSIONAL DISTRICT 3
(VOTE FOR) 1

DE LA FUENTE, ROQUE "ROCKY"	0		0	0	0
STEINBERG, MICHAEL	0		0	0	0
SANDERS, BERNIE	34	28.33	13	17	4
O'MALLEY, MARTIN J.	1	.83	1	0	0
CLINTON, HILLARY	85	70.83	42	35	8
HEWES, HENRY	0		0	0	0
Over Votes	0		0	0	0
Under Votes	2		1	1	0

Final Count
REPUBLICAN PARTY

Run Date:03/29/16 02:48 PM

Report EL30A Page 0088-03

0088 088

TOTAL VOTES % EARLY POLLS PROV

REPUBLICAN PARTY CANDIDATES FOR PRESIDENT CD-3
CONGRESSIONAL DISTRICT 3
(VOTE FOR) 1

SANTORUM, RICK.	1	20.00	1	0	0
COOK, TIM	0		0	0	0
PAUL, RAND	0		0	0	0
RUBIO, MARCO	0		0	0	0
GRAHAM, LINDSEY	0		0	0	0
KASICH, JOHN R.	0		0	0	0
BUSH, JEB	1	20.00	0	1	0
TRUMP, DONALD J.	0		0	0	0
FIORINA, CARLY.	0		0	0	0
PATAKI, GEORGE E.	0		0	0	0
CRUZ, TED	1	20.00	0	1	0
HUCKABEE, MIKE.	2	40.00	2	0	0
CHRISTIE, CHRIS	0		0	0	0
CARSON, BEN.	0		0	0	0
Over Votes	0		0	0	0
Under Votes	0		0	0	0

Final Count
GREEN PARTY

Run Date:03/29/16 02:48 PM

Report EL30A Page 0088-04

0088 088

TOTAL VOTES % EARLY POLLS PROV

GREEN PARTY CANDIDATES FOR PRESIDENT CD-3
 STATCONGRESSIONAL DISTRICT 3
 (VOTE FOR) 1

MESPLAY, KENT	0	0	0	0
STEIN, JILL.	0	0	0	0
Over Votes	0	0	0	0
Under Votes	0	0	0	0

Final Count
 STATISTICS

Run Date:03/29/16 02:48 PM

Report EL30A Page 0089-01

0089 089

	TOTAL VOTES	%	EARLY	POLLS	PROV
REGISTERED VOTERS - TOTAL	127				
REGISTERED VOTERS - DEMOCRATIC PARTY	123	96.85			
REGISTERED VOTERS - REPUBLICAN PARTY	4	3.15			
REGISTERED VOTERS - GREEN PARTY	0				
BALLOTS CAST - TOTAL	45		13	30	2
BALLOTS CAST - NONPARTISAN	0		0	0	0
BALLOTS CAST - DEMOCRATIC PARTY	43	95.56	13	28	2
BALLOTS CAST - REPUBLICAN PARTY	2	4.44	0	2	0
BALLOTS CAST - GREEN PARTY	0		0	0	0
BALLOTS CAST - BLANK	0		0	0	0
VOTER TURNOUT - TOTAL		35.43			
VOTER TURNOUT - DEMOCRATIC PARTY		34.96			
VOTER TURNOUT - REPUBLICAN PARTY		50.00			
VOTER TURNOUT - BLANK					

Final Count
 DEMOCRATIC PARTY

Run Date:03/29/16 02:48 PM

Report EL30A Page 0089-02

0089 089

DEMOCRATIC PARTY CANDIDATES FOR PRESIDENT CD-3
 CONGRESSIONAL DISTRICT 3
 (VOTE FOR) 1

	TOTAL VOTES	%	EARLY	POLLS	PROV
DE LA FUENTE, ROQUE "ROCKY"	0		0	0	0
STEINBERG, MICHAEL	0		0	0	0
SANDERS, BERNIE	15	34.88	2	11	2
O'MALLEY, MARTIN J.	0		0	0	0
CLINTON, HILLARY	27	62.79	11	16	0
HEWES, HENRY	1	2.33	0	1	0
Over Votes	0		0	0	0
Under Votes	0		0	0	0

Final Count
 REPUBLICAN PARTY

Run Date:03/29/16 02:48 PM

Report EL30A Page 0089-03

0089 089

REPUBLICAN PARTY CANDIDATES FOR PRESIDENT CD-3
 CONGRESSIONAL DISTRICT 3
 (VOTE FOR) 1

	TOTAL VOTES	%	EARLY	POLLS	PROV
SANTORUM, RICK.	0		0	0	0
COOK, TIM	0		0	0	0
PAUL, RAND	0		0	0	0
RUBIO, MARCO	0		0	0	0
GRAHAM, LINDSEY	0		0	0	0
KASICH, JOHN R.	1	50.00	0	1	0
BUSH, JEB	0		0	0	0
TRUMP, DONALD J.	0		0	0	0
FIORINA, CARLY.	0		0	0	0
PATAKI, GEORGE E.	0		0	0	0
CRUZ, TED	1	50.00	0	1	0
HUCKABEE, MIKE.	0		0	0	0
CHRISTIE, CHRIS	0		0	0	0
CARSON, BEN.	0		0	0	0
Over Votes	0		0	0	0
Under Votes	0		0	0	0

Final Count
 GREEN PARTY

Run Date:03/29/16 02:48 PM

Report EL30A Page 0089-04

0089 089

GREEN PARTY CANDIDATES FOR PRESIDENT CD-3
 STATCONGRESSIONAL DISTRICT 3
 (VOTE FOR) 1

MESPLAY, KENT	0	0	0	0
STEIN, JILL.	0	0	0	0
Over Votes	0	0	0	0
Under Votes	0	0	0	0

Final Count
 STATISTICS

Run Date:03/29/16 02:48 PM

Report EL30A Page 0090-01

0090 090

	TOTAL VOTES	%	EARLY	POLLS	PROV
REGISTERED VOTERS - TOTAL	143				
REGISTERED VOTERS - DEMOCRATIC PARTY	132	92.31			

REGISTERED VOTERS - REPUBLICAN PARTY	11	7.69				
REGISTERED VOTERS - GREEN PARTY	0					
BALLOTS CAST - TOTAL	37		17	19	1	
BALLOTS CAST - NONPARTISAN	0		0	0	0	
BALLOTS CAST - DEMOCRATIC PARTY	33	89.19	15	17	1	
BALLOTS CAST - REPUBLICAN PARTY	4	10.81	2	2	0	
BALLOTS CAST - GREEN PARTY	0		0	0	0	
BALLOTS CAST - BLANK	1	2.70	1	0	0	
VOTER TURNOUT - TOTAL		25.87				
VOTER TURNOUT - DEMOCRATIC PARTY		25.00				
VOTER TURNOUT - REPUBLICAN PARTY		36.36				
VOTER TURNOUT - BLANK70				
		Final Count				
		DEMOCRATIC PARTY				

Run Date:03/29/16 02:48 PM

Report EL30A Page 0090-02

0090 090	TOTAL VOTES	%	EARLY	POLLS	PROV	
DEMOCRATIC PARTY CANDIDATES FOR PRESIDENT CD-3						
CONGRESSIONAL DISTRICT 3						
(VOTE FOR) 1						
DE LA FUENTE, ROQUE "ROCKY"	0		0	0	0	
STEINBERG, MICHAEL	0		0	0	0	
SANDERS, BERNIE	9	28.13	2	6	1	
O'MALLEY, MARTIN J.	0		0	0	0	
CLINTON, HILLARY	23	71.88	12	11	0	
HEWES, HENRY	0		0	0	0	
Over Votes	0		0	0	0	
Under Votes	1		1	0	0	
		Final Count				
		REPUBLICAN PARTY				

Run Date:03/29/16 02:48 PM

Report EL30A Page 0090-03

0090 090	TOTAL VOTES	%	EARLY	POLLS	PROV	
REPUBLICAN PARTY CANDIDATES FOR PRESIDENT CD-3						
CONGRESSIONAL DISTRICT 3						
(VOTE FOR) 1						
SANTORUM, RICK.	0		0	0	0	
COOK, TIM	0		0	0	0	
PAUL, RAND	0		0	0	0	
RUBIO, MARCO	2	50.00	1	1	0	
GRAHAM, LINDSEY	0		0	0	0	
KASICH, JOHN R.	0		0	0	0	
BUSH, JEB	0		0	0	0	
TRUMP, DONALD J.	0		0	0	0	
FIORINA, CARLY.	0		0	0	0	
PATAKI, GEORGE E.	0		0	0	0	
CRUZ, TED	2	50.00	1	1	0	
HUCKABEE, MIKE.	0		0	0	0	
CHRISTIE, CHRIS	0		0	0	0	
CARSON, BEN.	0		0	0	0	
Over Votes	0		0	0	0	
Under Votes	0		0	0	0	
		Final Count				
		GREEN PARTY				

Run Date:03/29/16 02:48 PM

Report EL30A Page 0090-04

0090 090	TOTAL VOTES	%	EARLY	POLLS	PROV	
GREEN PARTY CANDIDATES FOR PRESIDENT CD-3						
STATCONGRESSIONAL DISTRICT 3						
(VOTE FOR) 1						
MESPLAY, KENT	0		0	0	0	
STEIN, JILL.	0		0	0	0	
Over Votes	0		0	0	0	
Under Votes	0		0	0	0	
		Final Count				
		STATISTICS				

Run Date:03/29/16 02:48 PM

Report EL30A Page 0091-01

0091 091	TOTAL VOTES	%	EARLY	POLLS	PROV	
REGISTERED VOTERS - TOTAL	3,055					
REGISTERED VOTERS - DEMOCRATIC PARTY	2,333	76.37				
REGISTERED VOTERS - REPUBLICAN PARTY	712	23.31				
REGISTERED VOTERS - GREEN PARTY	10	.33				
BALLOTS CAST - TOTAL	1,258		1,024	174	60	
BALLOTS CAST - NONPARTISAN	0		0	0	0	
BALLOTS CAST - DEMOCRATIC PARTY	975	77.50	804	119	52	
BALLOTS CAST - REPUBLICAN PARTY	281	22.34	218	55	8	
BALLOTS CAST - GREEN PARTY	2	.16	2	0	0	
BALLOTS CAST - BLANK	4	.32	4	0	0	
VOTER TURNOUT - TOTAL		41.18				
VOTER TURNOUT - DEMOCRATIC PARTY		41.79				
VOTER TURNOUT - REPUBLICAN PARTY		39.47				
VOTER TURNOUT - GREEN PARTY		20.00				
VOTER TURNOUT - BLANK13				
		Final Count				
		DEMOCRATIC PARTY				

Run Date:03/29/16 02:48 PM

Report EL30A Page 0091-02

0091 091

	TOTAL VOTES	%	EARLY	POLLS	PROV
DEMOCRATIC PARTY CANDIDATES FOR PRESIDENT CD-3					
CONGRESSIONAL DISTRICT 3					
(VOTE FOR) 1					
DE LA FUENTE, ROQUE "ROCKY"	7	.72	5	1	1
STEINBERG, MICHAEL	4	.41	3	1	0
SANDERS, BERNIE	337	34.60	247	60	30
O'MALLEY, MARTIN J.	4	.41	4	0	0
CLINTON, HILLARY	620	63.66	542	57	21
HEWES, HENRY	2	.21	2	0	0
Over Votes	0		0	0	0
Under Votes	1		1	0	0
Final Count					
REPUBLICAN PARTY					

Run Date:03/29/16 02:48 PM

Report EL30A Page 0091-03

0091 091

	TOTAL VOTES	%	EARLY	POLLS	PROV
REPUBLICAN PARTY CANDIDATES FOR PRESIDENT CD-3					
CONGRESSIONAL DISTRICT 3					
(VOTE FOR) 1					
SANTORUM, RICK.	1	.36	1	0	0
COOK, TIM	0		0	0	0
PAUL, RAND	2	.72	1	1	0
RUBIO, MARCO	26	9.35	23	2	1
GRAHAM, LINDSEY	0		0	0	0
KASICH, JOHN R.	11	3.96	9	2	0
BUSH, JEB	6	2.16	5	0	1
TRUMP, DONALD J.	122	43.88	92	28	2
FIORINA, CARLY.	0		0	0	0
PATAKI, GEORGE E.	0		0	0	0
CRUZ, TED	98	35.25	73	21	4
HUCKABEE, MIKE	2	.72	2	0	0
CHRISTIE, CHRIS	0		0	0	0
CARSON, BEN.	10	3.60	9	1	0
Over Votes	0		0	0	0
Under Votes	3		3	0	0
Final Count					
GREEN PARTY					

Run Date:03/29/16 02:48 PM

Report EL30A Page 0091-04

0091 091

	TOTAL VOTES	%	EARLY	POLLS	PROV
GREEN PARTY CANDIDATES FOR PRESIDENT CD-3					
CONGRESSIONAL DISTRICT 3					
(VOTE FOR) 1					
MESPLAY, KENT	0		0	0	0
STEIN, JILL	2	100.00	2	0	0
Over Votes	0		0	0	0
Under Votes	0		0	0	0
Final Count					
STATISTICS					

Run Date:03/29/16 02:48 PM

Report EL30A Page 0092-01

0092 092

	TOTAL VOTES	%	EARLY	POLLS	PROV
REGISTERED VOTERS - TOTAL	1,870				
REGISTERED VOTERS - DEMOCRATIC PARTY	1,587	84.87			
REGISTERED VOTERS - REPUBLICAN PARTY	276	14.76			
REGISTERED VOTERS - GREEN PARTY	7	.37			
BALLOTS CAST - TOTAL	734		594	102	38
BALLOTS CAST - NONPARTISAN	0		0	0	0
BALLOTS CAST - DEMOCRATIC PARTY	658	89.65	538	84	36
BALLOTS CAST - REPUBLICAN PARTY	76	10.35	56	18	2
BALLOTS CAST - GREEN PARTY	0		0	0	0
BALLOTS CAST - BLANK	1	.14	1	0	0
VOTER TURNOUT - TOTAL		39.25			
VOTER TURNOUT - DEMOCRATIC PARTY		41.46			
VOTER TURNOUT - REPUBLICAN PARTY		27.54			
VOTER TURNOUT - GREEN PARTY					
VOTER TURNOUT - BLANK		.05			
Final Count					
DEMOCRATIC PARTY					

Run Date:03/29/16 02:48 PM

Report EL30A Page 0092-02

0092 092

	TOTAL VOTES	%	EARLY	POLLS	PROV
DEMOCRATIC PARTY CANDIDATES FOR PRESIDENT CD-3					
CONGRESSIONAL DISTRICT 3					
(VOTE FOR) 1					
DE LA FUENTE, ROQUE "ROCKY"	1	.15	0	1	0
STEINBERG, MICHAEL	0		0	0	0
SANDERS, BERNIE	202	30.70	143	43	16
O'MALLEY, MARTIN J.	4	.61	4	0	0
CLINTON, HILLARY	451	68.54	391	40	20
HEWES, HENRY	0		0	0	0
Over Votes	0		0	0	0
Under Votes	0		0	0	0

Final Count
REPUBLICAN PARTY

Run Date:03/29/16 02:48 PM

Report EL30A Page 0092-03

0092 092

	TOTAL VOTES	%	EARLY	POLLS	PROV
REPUBLICAN PARTY CANDIDATES FOR PRESIDENT CD-3 CONGRESSIONAL DISTRICT 3 (VOTE FOR) 1					
SANTORUM, RICK.	0		0	0	0
COOK, TIM	0		0	0	0
PAUL, RAND	0		0	0	0
RUBIO, MARCO	15	20.00	15	0	0
GRAHAM, LINDSEY	1	1.33	0	0	1
KASICH, JOHN R.	5	6.67	2	3	0
BUSH, JEB	1	1.33	0	1	0
TRUMP, DONALD J.	33	44.00	26	7	0
FIORINA, CARLY.	1	1.33	0	1	0
PATAKI, GEORGE E.	0		0	0	0
CRUZ, TED	18	24.00	11	6	1
HUCKABEE, MIKE.	0		0	0	0
CHRISTIE, CHRIS	0		0	0	0
CARSON, BEN.	1	1.33	1	0	0
Over Votes	0		0	0	0
Under Votes	1		1	0	0

Final Count
GREEN PARTY

Run Date:03/29/16 02:48 PM

Report EL30A Page 0092-04

0092 092

	TOTAL VOTES	%	EARLY	POLLS	PROV
GREEN PARTY CANDIDATES FOR PRESIDENT CD-3 STATCONGRESSIONAL DISTRICT 3 (VOTE FOR) 1					
MESPLAY, KENT	0		0	0	0
STEIN, JILL.	0		0	0	0
Over Votes	0		0	0	0
Under Votes	0		0	0	0

Final Count
STATISTICS

Run Date:03/29/16 02:48 PM

Report EL30A Page 0093-01

0093 093

	TOTAL VOTES	%	EARLY	POLLS	PROV
REGISTERED VOTERS - TOTAL	2,538				
REGISTERED VOTERS - DEMOCRATIC PARTY	1,726	68.01			
REGISTERED VOTERS - REPUBLICAN PARTY	807	31.80			
REGISTERED VOTERS - GREEN PARTY	5	.20			
BALLOTS CAST - TOTAL.	1,156		949	165	42
BALLOTS CAST - NONPARTISAN.	0		0	0	0
BALLOTS CAST - DEMOCRATIC PARTY	774	66.96	630	104	40
BALLOTS CAST - REPUBLICAN PARTY	381	32.96	318	61	2
BALLOTS CAST - GREEN PARTY.	1	.09	1	0	0
BALLOTS CAST - BLANK.	2	.17	1	1	0
VOTER TURNOUT - TOTAL	45.55				
VOTER TURNOUT - DEMOCRATIC PARTY.	44.84				
VOTER TURNOUT - REPUBLICAN PARTY.	47.21				
VOTER TURNOUT - GREEN PARTY	20.00				
VOTER TURNOUT - BLANK08				

Final Count
DEMOCRATIC PARTY

Run Date:03/29/16 02:48 PM

Report EL30A Page 0093-02

0093 093

	TOTAL VOTES	%	EARLY	POLLS	PROV
DEMOCRATIC PARTY CANDIDATES FOR PRESIDENT CD-3 CONGRESSIONAL DISTRICT 3 (VOTE FOR) 1					
DE LA FUENTE, ROQUE "ROCKY"	11	1.42	10	1	0
STEINBERG, MICHAEL	3	.39	2	1	0
SANDERS, BERNIE	291	37.69	211	53	27
O'MALLEY, MARTIN J.	1	.13	1	0	0
CLINTON, HILLARY	465	60.23	403	49	13
HEWES, HENRY	1	.13	1	0	0
Over Votes	1		1	0	0
Under Votes	1		1	0	0

Final Count
REPUBLICAN PARTY

Run Date:03/29/16 02:48 PM

Report EL30A Page 0093-03

0093 093

	TOTAL VOTES	%	EARLY	POLLS	PROV
REPUBLICAN PARTY CANDIDATES FOR PRESIDENT CD-3 CONGRESSIONAL DISTRICT 3 (VOTE FOR) 1					
SANTORUM, RICK.	0		0	0	0
COOK, TIM	1	.26	1	0	0
PAUL, RAND	1	.26	0	1	0
RUBIO, MARCO	49	12.89	46	3	0
GRAHAM, LINDSEY	1	.26	1	0	0

KASICH, JOHN R.	20	5.26	18	2	0
BUSH, JEB	8	2.11	8	0	0
TRUMP, DONALD J.	180	47.37	148	31	1
FIORINA, CARLY.	0		0	0	0
PATAKI, GEORGE E.	0		0	0	0
CRUZ, TED	102	26.84	78	23	1
HUCKABEE, MIKE.	0		0	0	0
CHRISTIE, CHRIS	0		0	0	0
CARSON, BEN.	18	4.74	18	0	0
Over Votes	0		0	0	0
Under Votes	1		0	1	0
Final Count					
GREEN PARTY					

Run Date:03/29/16 02:48 PM

Report EL30A Page 0093-04

0093 093

TOTAL VOTES	%	EARLY	POLLS	PROV
GREEN PARTY CANDIDATES FOR PRESIDENT CD-3				
STATCONGRESSIONAL DISTRICT 3				
(VOTE FOR) 1				
MESPLAY, KENT	0		0	0
STEIN, JILL.	1	100.00	1	0
Over Votes	0		0	0
Under Votes	0		0	0
Final Count				
STATISTICS				

Run Date:03/29/16 02:48 PM

Report EL30A Page 0094-01

0094 094

TOTAL VOTES	%	EARLY	POLLS	PROV
REGISTERED VOTERS - TOTAL	1,033			
REGISTERED VOTERS - DEMOCRATIC PARTY	423	40.95		
REGISTERED VOTERS - REPUBLICAN PARTY	607	58.76		
REGISTERED VOTERS - GREEN PARTY	3	.29		
BALLOTS CAST - TOTAL	582		460	113
BALLOTS CAST - NONPARTISAN	0		0	0
BALLOTS CAST - DEMOCRATIC PARTY	233	40.03	195	34
BALLOTS CAST - REPUBLICAN PARTY	349	59.97	265	79
BALLOTS CAST - GREEN PARTY	0		0	0
BALLOTS CAST - BLANK	0		0	0
VOTER TURNOUT - TOTAL		56.34		
VOTER TURNOUT - DEMOCRATIC PARTY		55.08		
VOTER TURNOUT - REPUBLICAN PARTY		57.50		
VOTER TURNOUT - GREEN PARTY				
VOTER TURNOUT - BLANK				
Final Count				
DEMOCRATIC PARTY				

Run Date:03/29/16 02:48 PM

Report EL30A Page 0094-02

0094 094

TOTAL VOTES	%	EARLY	POLLS	PROV
DEMOCRATIC PARTY CANDIDATES FOR PRESIDENT CD-3				
CONGRESSIONAL DISTRICT 3				
(VOTE FOR) 1				
DE LA FUENTE, ROQUE "ROCKY"	2	.86	2	0
STEINBERG, MICHAEL	2	.86	2	0
SANDERS, BERNIE	116	49.79	87	25
O'MALLEY, MARTIN J.	1	.43	0	1
CLINTON, HILLARY	112	48.07	104	8
HEWES, HENRY	0		0	0
Over Votes	0		0	0
Under Votes	0		0	0
Final Count				
REPUBLICAN PARTY				

Run Date:03/29/16 02:48 PM

Report EL30A Page 0094-03

0094 094

TOTAL VOTES	%	EARLY	POLLS	PROV
REPUBLICAN PARTY CANDIDATES FOR PRESIDENT CD-3				
CONGRESSIONAL DISTRICT 3				
(VOTE FOR) 1				
SANTORUM, RICK.	0		0	0
COOK, TIM	0		0	0
PAUL, RAND	1	.29	1	0
RUBIO, MARCO	16	4.58	16	0
GRAHAM, LINDSEY	1	.29	1	0
KASICH, JOHN R.	9	2.58	8	1
BUSH, JEB	1	.29	1	0
TRUMP, DONALD J.	212	60.74	153	56
FIORINA, CARLY.	2	.57	2	0
PATAKI, GEORGE E.	0		0	0
CRUZ, TED	97	27.79	73	22
HUCKABEE, MIKE.	0		0	0
CHRISTIE, CHRIS	1	.29	1	0
CARSON, BEN.	9	2.58	9	0
Over Votes	0		0	0
Under Votes	0		0	0
Final Count				
GREEN PARTY				

Run Date:03/29/16 02:48 PM

Report EL30A Page 0094-04

0094 094

	TOTAL VOTES	%	EARLY	POLLS	PROV
GREEN PARTY CANDIDATES FOR PRESIDENT CD-3 STATCONGRESSIONAL DISTRICT 3 (VOTE FOR) 1					
MESPLAY, KENT	0		0	0	0
STEIN, JILL.	0		0	0	0
Over Votes	0		0	0	0
Under Votes	0		0	0	0
Final Count STATISTICS					

Run Date:03/29/16 02:48 PM

Report EL30A Page 0095-01

0095 095

	TOTAL VOTES	%	EARLY	POLLS	PROV
REGISTERED VOTERS - TOTAL	3,497				
REGISTERED VOTERS - DEMOCRATIC PARTY	2,504	71.60			
REGISTERED VOTERS - REPUBLICAN PARTY	955	27.31			
REGISTERED VOTERS - GREEN PARTY	38	1.09			
BALLOTS CAST - TOTAL	2,170		1,700	400	70
BALLOTS CAST - NONPARTISAN.	0		0	0	0
BALLOTS CAST - DEMOCRATIC PARTY	1,603	73.87	1,259	287	57
BALLOTS CAST - REPUBLICAN PARTY	558	25.71	435	111	12
BALLOTS CAST - GREEN PARTY.	9	.41	6	2	1
BALLOTS CAST - BLANK.	4	.18	1	3	0
VOTER TURNOUT - TOTAL		62.05			
VOTER TURNOUT - DEMOCRATIC PARTY.		64.02			
VOTER TURNOUT - REPUBLICAN PARTY.		58.43			
VOTER TURNOUT - GREEN PARTY		23.68			
VOTER TURNOUT - BLANK11			
Final Count DEMOCRATIC PARTY					

Run Date:03/29/16 02:48 PM

Report EL30A Page 0095-02

0095 095

	TOTAL VOTES	%	EARLY	POLLS	PROV
DEMOCRATIC PARTY CANDIDATES FOR PRESIDENT CD-3 CONGRESSIONAL DISTRICT 3 (VOTE FOR) 1					
DE LA FUENTE, ROQUE "ROCKY"	8	.50	7	0	1
STEINBERG, MICHAEL	8	.50	8	0	0
SANDERS, BERNIE	715	44.66	500	172	43
O'MALLEY, MARTIN J.	8	.50	7	1	0
CLINTON, HILLARY	860	53.72	736	111	13
HEWES, HENRY	2	.12	1	1	0
Over Votes	0		0	0	0
Under Votes	2		0	2	0
Final Count REPUBLICAN PARTY					

Run Date:03/29/16 02:48 PM

Report EL30A Page 0095-03

0095 095

	TOTAL VOTES	%	EARLY	POLLS	PROV
REPUBLICAN PARTY CANDIDATES FOR PRESIDENT CD-3 CONGRESSIONAL DISTRICT 3 (VOTE FOR) 1					
SANTORUM, RICK.	1	.18	1	0	0
COOK, TIM	0		0	0	0
PAUL, RAND	3	.54	2	1	0
RUBIO, MARCO	70	12.59	68	2	0
GRAHAM, LINDSEY	1	.18	0	1	0
KASICH, JOHN R.	66	11.87	56	8	2
BUSH, JEB	1	.18	1	0	0
TRUMP, DONALD J.	233	41.91	179	47	7
FIORINA, CARLY.	1	.18	1	0	0
PATAKI, GEORGE E..	0		0	0	0
CRUZ, TED	162	29.14	109	50	3
HUCKABEE, MIKE.	1	.18	0	1	0
CHRISTIE, CHRIS	2	.36	2	0	0
CARSON, BEN.	15	2.70	14	1	0
Over Votes	1		1	0	0
Under Votes	1		1	0	0
Final Count GREEN PARTY					

Run Date:03/29/16 02:48 PM

Report EL30A Page 0095-04

0095 095

	TOTAL VOTES	%	EARLY	POLLS	PROV
GREEN PARTY CANDIDATES FOR PRESIDENT CD-3 STATCONGRESSIONAL DISTRICT 3 (VOTE FOR) 1					
MESPLAY, KENT	2	25.00	1	1	0
STEIN, JILL.	6	75.00	5	0	1
Over Votes	0		0	0	0
Under Votes	1		0	1	0
Final Count STATISTICS					

Run Date:03/29/16 02:48 PM

Report EL30A Page 0096-01

0096 096

	TOTAL VOTES	%	EARLY	POLLS	PROV
REGISTERED VOTERS - TOTAL	3,451				
REGISTERED VOTERS - DEMOCRATIC PARTY	2,585	74.91			
REGISTERED VOTERS - REPUBLICAN PARTY	853	24.72			
REGISTERED VOTERS - GREEN PARTY	13	.38			
BALLOTS CAST - TOTAL	1,566		1,254	237	75
BALLOTS CAST - NONPARTISAN	0		0	0	0
BALLOTS CAST - DEMOCRATIC PARTY	1,180	75.35	952	162	66
BALLOTS CAST - REPUBLICAN PARTY	385	24.58	301	75	9
BALLOTS CAST - GREEN PARTY	1	.06	1	0	0
BALLOTS CAST - BLANK	9	.57	7	2	0
VOTER TURNOUT - TOTAL	45.38				
VOTER TURNOUT - DEMOCRATIC PARTY	45.65				
VOTER TURNOUT - REPUBLICAN PARTY	45.13				
VOTER TURNOUT - GREEN PARTY	7.69				
VOTER TURNOUT - BLANK26				

Final Count
DEMOCRATIC PARTY

Run Date:03/29/16 02:48 PM

Report EL30A Page 0096-02

0096 096

	TOTAL VOTES	%	EARLY	POLLS	PROV
DEMOCRATIC PARTY CANDIDATES FOR PRESIDENT CD-3 CONGRESSIONAL DISTRICT 3 (VOTE FOR) 1					
DE LA FUENTE, ROQUE "ROCKY"	9	.77	8	1	0
STEINBERG, MICHAEL	3	.26	3	0	0
SANDERS, BERNIE	407	34.73	276	89	42
O'MALLEY, MARTIN J.	2	.17	2	0	0
CLINTON, HILLARY	749	63.91	655	70	24
HEWES, HENRY	2	.17	2	0	0
Over Votes	0		0	0	0
Under Votes	8		6	2	0

Final Count
REPUBLICAN PARTY

Run Date:03/29/16 02:48 PM

Report EL30A Page 0096-03

0096 096

	TOTAL VOTES	%	EARLY	POLLS	PROV
REPUBLICAN PARTY CANDIDATES FOR PRESIDENT CD-3 CONGRESSIONAL DISTRICT 3 (VOTE FOR) 1					
SANTORUM, RICK.	1	.26	1	0	0
COOK, TIM	0		0	0	0
PAUL, RAND	0		0	0	0
RUBIO, MARCO	49	12.76	47	2	0
GRAHAM, LINDSEY	0		0	0	0
KASICH, JOHN R.	25	6.51	22	3	0
BUSH, JEB	9	2.34	7	2	0
TRUMP, DONALD J.	183	47.66	141	36	6
FLORINA, CARLY.	0		0	0	0
PATAKI, GEORGE E.	0		0	0	0
CRUZ, TED	98	25.52	64	31	3
HUCKABEE, MIKE.	3	.78	2	1	0
CHRISTIE, CHRIS	3	.78	3	0	0
CARSON, BEN.	13	3.39	13	0	0
Over Votes	0		0	0	0
Under Votes	1		1	0	0

Final Count
GREEN PARTY

Run Date:03/29/16 02:48 PM

Report EL30A Page 0096-04

0096 096

	TOTAL VOTES	%	EARLY	POLLS	PROV
GREEN PARTY CANDIDATES FOR PRESIDENT CD-3 STATCONGRESSIONAL DISTRICT 3 (VOTE FOR) 1					
MESPLAY, KENT	0		0	0	0
STEIN, JILL.	1	100.00	1	0	0
Over Votes	0		0	0	0
Under Votes	0		0	0	0

Final Count
STATISTICS

Run Date:03/29/16 02:48 PM

Report EL30A Page 0097-01

0097 097

	TOTAL VOTES	%	EARLY	POLLS	PROV
REGISTERED VOTERS - TOTAL	3,407				
REGISTERED VOTERS - DEMOCRATIC PARTY	2,228	65.39			
REGISTERED VOTERS - REPUBLICAN PARTY	1,172	34.40			
REGISTERED VOTERS - GREEN PARTY	7	.21			
BALLOTS CAST - TOTAL	1,875		1,466	347	62
BALLOTS CAST - NONPARTISAN	0		0	0	0
BALLOTS CAST - DEMOCRATIC PARTY	1,194	63.68	965	184	45
BALLOTS CAST - REPUBLICAN PARTY	678	36.16	498	163	17
BALLOTS CAST - GREEN PARTY	3	.16	3	0	0
BALLOTS CAST - BLANK	9	.48	9	0	0
VOTER TURNOUT - TOTAL	55.03				
VOTER TURNOUT - DEMOCRATIC PARTY	53.59				
VOTER TURNOUT - REPUBLICAN PARTY	57.85				

VOTER TURNOUT - GREEN PARTY 42.86
 VOTER TURNOUT - BLANK26
 Final Count
 DEMOCRATIC PARTY

Run Date:03/29/16 02:48 PM

Report EL30A Page 0097-02

0097 097

	TOTAL VOTES	%	EARLY	POLLS	PROV
DEMOCRATIC PARTY CANDIDATES FOR PRESIDENT CD-3					
CONGRESSIONAL DISTRICT 3					
(VOTE FOR) 1					
DE LA FUENTE, ROQUE "ROCKY"	12	1.01	11	1	0
STEINBERG, MICHAEL	2	.17	2	0	0
SANDERS, BERNIE	472	39.90	357	89	26
O'MALLEY, MARTIN J.	11	.93	8	3	0
CLINTON, HILLARY	681	57.57	573	89	19
HEWES, HENRY	5	.42	3	2	0
Over Votes	3		3	0	0
Under Votes	8		8	0	0
Final Count					
REPUBLICAN PARTY					

Run Date:03/29/16 02:48 PM

Report EL30A Page 0097-03

0097 097

	TOTAL VOTES	%	EARLY	POLLS	PROV
REPUBLICAN PARTY CANDIDATES FOR PRESIDENT CD-3					
CONGRESSIONAL DISTRICT 3					
(VOTE FOR) 1					
SANTORUM, RICK.	2	.30	2	0	0
COOK, TIM	0		0	0	0
PAUL, RAND	1	.15	1	0	0
RUBIO, MARCO	81	11.96	80	1	0
GRAHAM, LINDSEY	0		0	0	0
KASICH, JOHN R.	44	6.50	27	16	1
BUSH, JEB	5	.74	5	0	0
TRUMP, DONALD J.	323	47.71	222	90	11
FIORINA, CARLY.	1	.15	1	0	0
PATAKI, GEORGE E.	0		0	0	0
CRUZ, TED	205	30.28	146	54	5
HUCKABEE, MIKE.	0		0	0	0
CHRISTIE, CHRIS	1	.15	1	0	0
CARSON, BEN.	14	2.07	12	2	0
Over Votes	0		0	0	0
Under Votes	1		1	0	0
Final Count					
GREEN PARTY					

Run Date:03/29/16 02:48 PM

Report EL30A Page 0097-04

0097 097

	TOTAL VOTES	%	EARLY	POLLS	PROV
GREEN PARTY CANDIDATES FOR PRESIDENT CD-3					
CONGRESSIONAL DISTRICT 3					
(VOTE FOR) 1					
MESPLAY, KENT	0		0	0	0
STEIN, JILL.	3	100.00	3	0	0
Over Votes	0		0	0	0
Under Votes	0		0	0	0
Final Count					
STATISTICS					

Run Date:03/29/16 02:48 PM

Report EL30A Page 0098-01

0098 098

	TOTAL VOTES	%	EARLY	POLLS	PROV
REGISTERED VOTERS - TOTAL	2,665				
REGISTERED VOTERS - DEMOCRATIC PARTY	2,232	83.75			
REGISTERED VOTERS - REPUBLICAN PARTY	425	15.95			
REGISTERED VOTERS - GREEN PARTY	8	.30			
BALLOTS CAST - TOTAL	1,130		923	144	63
BALLOTS CAST - NONPARTISAN.	0		0	0	0
BALLOTS CAST - DEMOCRATIC PARTY	980	86.73	814	110	56
BALLOTS CAST - REPUBLICAN PARTY	150	13.27	109	34	7
BALLOTS CAST - GREEN PARTY.	0		0	0	0
BALLOTS CAST - BLANK.	6	.53	3	3	0
VOTER TURNOUT - TOTAL		42.40			
VOTER TURNOUT - DEMOCRATIC PARTY.		43.91			
VOTER TURNOUT - REPUBLICAN PARTY.		35.29			
VOTER TURNOUT - GREEN PARTY					
VOTER TURNOUT - BLANK23			
Final Count					
DEMOCRATIC PARTY					

Run Date:03/29/16 02:48 PM

Report EL30A Page 0098-02

0098 098

	TOTAL VOTES	%	EARLY	POLLS	PROV
DEMOCRATIC PARTY CANDIDATES FOR PRESIDENT CD-3					
CONGRESSIONAL DISTRICT 3					
(VOTE FOR) 1					
DE LA FUENTE, ROQUE "ROCKY"	10	1.03	10	0	0
STEINBERG, MICHAEL	5	.51	4	1	0
SANDERS, BERNIE	274	28.22	206	45	23

O'MALLEY, MARTIN J.	4	.41	4	0	0
CLINTON, HILLARY	677	69.72	583	61	33
HEWES, HENRY	1	.10	1	0	0
Over Votes	3		3	0	0
Under Votes	6		3	3	0
Final Count REPUBLICAN PARTY					

Run Date:03/29/16 02:48 PM

Report EL30A Page 0098-03

0098 098

	TOTAL VOTES	%	EARLY	POLLS	PROV
REPUBLICAN PARTY CANDIDATES FOR PRESIDENT CD-3 CONGRESSIONAL DISTRICT 3 (VOTE FOR) 1					
SANTORUM, RICK.	2	1.33	2	0	0
COOK, TIM	0		0	0	0
PAUL, RAND	0		0	0	0
RUBIO, MARCO	23	15.33	18	3	2
GRAHAM, LINDSEY	1	.67	0	1	0
KASICH, JOHN R.	3	2.00	2	0	1
BUSH, JEB	5	3.33	4	0	1
TRUMP, DONALD J.	61	40.67	45	14	2
FIORINA, CARLY.	0		0	0	0
PATAKI, GEORGE E.	0		0	0	0
CRUZ, TED	53	35.33	36	16	1
HUCKABEE, MIKE.	0		0	0	0
CHRISTIE, CHRIS	0		0	0	0
CARSON, BEN.	2	1.33	2	0	0
Over Votes	0		0	0	0
Under Votes	0		0	0	0
Final Count GREEN PARTY					

Run Date:03/29/16 02:48 PM

Report EL30A Page 0098-04

0098 098

	TOTAL VOTES	%	EARLY	POLLS	PROV
GREEN PARTY CANDIDATES FOR PRESIDENT CD-3 STATCONGRESSIONAL DISTRICT 3 (VOTE FOR) 1					
MESPLAY, KENT	0		0	0	0
STEIN, JILL.	0		0	0	0
Over Votes	0		0	0	0
Under Votes	0		0	0	0
Final Count STATISTICS					

Run Date:03/29/16 02:48 PM

Report EL30A Page 0099-01

0099 099

	TOTAL VOTES	%	EARLY	POLLS	PROV
REGISTERED VOTERS - TOTAL	2,810				
REGISTERED VOTERS - DEMOCRATIC PARTY	2,148	76.44			
REGISTERED VOTERS - REPUBLICAN PARTY	613	21.81			
REGISTERED VOTERS - GREEN PARTY	49	1.74			
BALLOTS CAST - TOTAL.	1,521		1,103	348	70
BALLOTS CAST - NONPARTISAN.	0		0	0	0
BALLOTS CAST - DEMOCRATIC PARTY	1,288	84.68	947	280	61
BALLOTS CAST - REPUBLICAN PARTY	225	14.79	152	64	9
BALLOTS CAST - GREEN PARTY.	8	.53	4	4	0
BALLOTS CAST - BLANK.	1	.07	1	0	0
VOTER TURNOUT - TOTAL		54.13			
VOTER TURNOUT - DEMOCRATIC PARTY.		59.96			
VOTER TURNOUT - REPUBLICAN PARTY.		36.70			
VOTER TURNOUT - GREEN PARTY		16.33			
VOTER TURNOUT - BLANK04			
Final Count DEMOCRATIC PARTY					

Run Date:03/29/16 02:48 PM

Report EL30A Page 0099-02

0099 099

	TOTAL VOTES	%	EARLY	POLLS	PROV
DEMOCRATIC PARTY CANDIDATES FOR PRESIDENT CD-3 CONGRESSIONAL DISTRICT 3 (VOTE FOR) 1					
DE LA FUENTE, ROQUE "ROCKY"	5	.39	5	0	0
STEINBERG, MICHAEL	0		0	0	0
SANDERS, BERNIE	787	61.15	525	211	51
O'MALLEY, MARTIN J.	4	.31	3	1	0
CLINTON, HILLARY	491	38.15	413	68	10
HEWES, HENRY	0		0	0	0
Over Votes	0		0	0	0
Under Votes	1		1	0	0
Final Count REPUBLICAN PARTY					

Run Date:03/29/16 02:48 PM

Report EL30A Page 0099-03

0099 099

	TOTAL VOTES	%	EARLY	POLLS	PROV
REPUBLICAN PARTY CANDIDATES FOR PRESIDENT CD-3 CONGRESSIONAL DISTRICT 3 (VOTE FOR) 1					

SANTORUM, RICK.	0	0	0	0
COOK, TIM	0	0	0	0
PAUL, RAND	2	.89	1	0
RUBIO, MARCO	22	9.78	20	1
GRAHAM, LINDSEY	3	1.33	2	0
KASICH, JOHN R.	39	17.33	20	19
BUSH, JEB	4	1.78	4	0
TRUMP, DONALD J.	91	40.44	67	22
FIORINA, CARLY.	2	.89	1	1
PATAKI, GEORGE E.	0		0	0
CRUZ, TED	56	24.89	31	21
HUCKABEE, MIKE.	1	.44	1	0
CHRISTIE, CHRIS	1	.44	1	0
CARSON, BEN.	4	1.78	4	0
Over Votes	0		0	0
Under Votes	0		0	0

Final Count
GREEN PARTY

Run Date:03/29/16 02:48 PM

Report EL30A Page 0099-04

0099 099

TOTAL VOTES % EARLY POLLS PROV

GREEN PARTY CANDIDATES FOR PRESIDENT CD-3

STATCONGRESSIONAL DISTRICT 3

(VOTE FOR) 1

MESPLAY, KENT	1	12.50	1	0	0
STEIN, JILL.	7	87.50	3	4	0
Over Votes	0		0	0	0
Under Votes	0		0	0	0

Final Count
STATISTICS

Run Date:03/29/16 02:48 PM

Report EL30A Page 0100-01

0100 100

TOTAL VOTES % EARLY POLLS PROV

REGISTERED VOTERS - TOTAL	1,117				
REGISTERED VOTERS - DEMOCRATIC PARTY	1,008	90.24			
REGISTERED VOTERS - REPUBLICAN PARTY	105	9.40			
REGISTERED VOTERS - GREEN PARTY	4	.36			
BALLOTS CAST - TOTAL	275		144	106	25
BALLOTS CAST - NONPARTISAN	0		0	0	0
BALLOTS CAST - DEMOCRATIC PARTY	266	96.73	138	104	24
BALLOTS CAST - REPUBLICAN PARTY	7	2.55	6	0	1
BALLOTS CAST - GREEN PARTY	2	.73	0	2	0
BALLOTS CAST - BLANK	0		0	0	0
VOTER TURNOUT - TOTAL		24.62			
VOTER TURNOUT - DEMOCRATIC PARTY		26.39			
VOTER TURNOUT - REPUBLICAN PARTY		6.67			
VOTER TURNOUT - GREEN PARTY		50.00			
VOTER TURNOUT - BLANK					

Final Count
DEMOCRATIC PARTY

Run Date:03/29/16 02:48 PM

Report EL30A Page 0100-02

0100 100

TOTAL VOTES % EARLY POLLS PROV

DEMOCRATIC PARTY CANDIDATES FOR PRESIDENT CD-3

CONGRESSIONAL DISTRICT 3

(VOTE FOR) 1

DE LA FUENTE, ROQUE "ROCKY"	1	.38	1	0	0
STEINBERG, MICHAEL	0		0	0	0
SANDERS, BERNIE	114	42.86	43	53	18
O'MALLEY, MARTIN J.	1	.38	0	0	1
CLINTON, HILLARY	150	56.39	94	51	5
HEWES, HENRY	0		0	0	0
Over Votes	0		0	0	0
Under Votes	0		0	0	0

Final Count
REPUBLICAN PARTY

Run Date:03/29/16 02:48 PM

Report EL30A Page 0100-03

0100 100

TOTAL VOTES % EARLY POLLS PROV

REPUBLICAN PARTY CANDIDATES FOR PRESIDENT CD-3

CONGRESSIONAL DISTRICT 3

(VOTE FOR) 1

SANTORUM, RICK.	0		0	0	0
COOK, TIM	0		0	0	0
PAUL, RAND	0		0	0	0
RUBIO, MARCO	2	28.57	2	0	0
GRAHAM, LINDSEY	0		0	0	0
KASICH, JOHN R.	1	14.29	1	0	0
BUSH, JEB	0		0	0	0
TRUMP, DONALD J.	1	14.29	1	0	0
FIORINA, CARLY.	0		0	0	0
PATAKI, GEORGE E.	0		0	0	0
CRUZ, TED	3	42.86	2	0	1
HUCKABEE, MIKE.	0		0	0	0
CHRISTIE, CHRIS	0		0	0	0
CARSON, BEN.	0		0	0	0
Over Votes	0		0	0	0

Under Votes 0 0 0 0
 Final Count
 GREEN PARTY

Run Date:03/29/16 02:48 PM

Report EL30A Page 0100-04

0100 100
 TOTAL VOTES % EARLY POLLS PROV
 GREEN PARTY CANDIDATES FOR PRESIDENT CD-3
 STATCONGRESSIONAL DISTRICT 3
 (VOTE FOR) 1
 MESPLAY, KENT 2 100.00 0 2 0
 STEIN, JILL. 0 0 0 0 0
 Over Votes 0 0 0 0 0
 Under Votes 0 0 0 0 0
 Final Count
 STATISTICS

Run Date:03/29/16 02:48 PM

Report EL30A Page 0101-01

0101 101
 TOTAL VOTES % EARLY POLLS PROV
 REGISTERED VOTERS - TOTAL 2,196
 REGISTERED VOTERS - DEMOCRATIC PARTY 1,001 45.58
 REGISTERED VOTERS - REPUBLICAN PARTY 1,180 53.73
 REGISTERED VOTERS - GREEN PARTY 15 .68
 BALLOTS CAST - TOTAL 1,329 966 327 36
 BALLOTS CAST - NONPARTISAN. 0 0 0
 BALLOTS CAST - DEMOCRATIC PARTY 589 44.32 459 119 11
 BALLOTS CAST - REPUBLICAN PARTY 735 55.30 502 208 25
 BALLOTS CAST - GREEN PARTY. 5 .38 5 0 0
 BALLOTS CAST - BLANK. 2 .15 1 1 0
 VOTER TURNOUT - TOTAL 60.52
 VOTER TURNOUT - DEMOCRATIC PARTY. 58.84
 VOTER TURNOUT - REPUBLICAN PARTY. 62.29
 VOTER TURNOUT - GREEN PARTY 33.33
 VOTER TURNOUT - BLANK09
 Final Count
 DEMOCRATIC PARTY

Run Date:03/29/16 02:48 PM

Report EL30A Page 0101-02

0101 101
 TOTAL VOTES % EARLY POLLS PROV
 DEMOCRATIC PARTY CANDIDATES FOR PRESIDENT CD-3
 CONGRESSIONAL DISTRICT 3
 (VOTE FOR) 1
 DE LA FUENTE, ROQUE "ROCKY" 4 .68 4 0 0
 STEINBERG, MICHAEL 4 .68 3 0 1
 SANDERS, BERNIE 281 47.79 197 79 5
 O'MALLEY, MARTIN J. 4 .68 3 1 0
 CLINTON, HILLARY 292 49.66 250 37 5
 HEWES, HENRY 3 .51 2 1 0
 Over Votes 0 0 0 0
 Under Votes 1 0 1 0
 Final Count
 REPUBLICAN PARTY

Run Date:03/29/16 02:48 PM

Report EL30A Page 0101-03

0101 101
 TOTAL VOTES % EARLY POLLS PROV
 REPUBLICAN PARTY CANDIDATES FOR PRESIDENT CD-3
 CONGRESSIONAL DISTRICT 3
 (VOTE FOR) 1
 SANTORUM, RICK. 0 0 0 0
 COOK, TIM 0 0 0 0
 PAUL, RAND 5 .68 4 0 1
 RUBIO, MARCO 40 5.45 40 0 0
 GRAHAM, LINDSEY 0 0 0 0
 KASICH, JOHN R. 29 3.95 23 6 0
 BUSH, JEB 4 .54 3 1 0
 TRUMP, DONALD J. 405 55.18 262 123 20
 FIORINA, CARLY. 0 0 0 0
 PATAKI, GEORGE E.. 0 0 0 0
 CRUZ, TED 236 32.15 154 78 4
 HUCKABEE, MIKE. 1 .14 1 0 0
 CHRISTIE, CHRIS 0 0 0 0
 CARSON, BEN. 14 1.91 14 0 0
 Over Votes 0 0 0 0
 Under Votes 1 1 0 0
 Final Count
 GREEN PARTY

Run Date:03/29/16 02:48 PM

Report EL30A Page 0101-04

0101 101
 TOTAL VOTES % EARLY POLLS PROV
 GREEN PARTY CANDIDATES FOR PRESIDENT CD-3
 STATCONGRESSIONAL DISTRICT 3
 (VOTE FOR) 1
 MESPLAY, KENT 0 0 0 0
 STEIN, JILL. 5 100.00 5 0 0
 Over Votes 0 0 0 0
 Under Votes 0 0 0 0

Final Count
STATISTICS

Run Date:03/29/16 02:48 PM

Report EL30A Page 0102-01

0102 102

	TOTAL VOTES	%	EARLY	POLLS	PROV
REGISTERED VOTERS - TOTAL	120				
REGISTERED VOTERS - DEMOCRATIC PARTY	114	95.00			
REGISTERED VOTERS - REPUBLICAN PARTY	6	5.00			
REGISTERED VOTERS - GREEN PARTY	0				
BALLOTS CAST - TOTAL	69		12	41	16
BALLOTS CAST - NONPARTISAN	0		0	0	0
BALLOTS CAST - DEMOCRATIC PARTY	66	95.65	9	41	16
BALLOTS CAST - REPUBLICAN PARTY	3	4.35	3	0	0
BALLOTS CAST - GREEN PARTY	0		0	0	0
BALLOTS CAST - BLANK	0		0	0	0
VOTER TURNOUT - TOTAL		57.50			
VOTER TURNOUT - DEMOCRATIC PARTY		57.89			
VOTER TURNOUT - REPUBLICAN PARTY		50.00			
VOTER TURNOUT - BLANK					

Final Count
DEMOCRATIC PARTY

Run Date:03/29/16 02:48 PM

Report EL30A Page 0102-02

0102 102

	TOTAL VOTES	%	EARLY	POLLS	PROV
DEMOCRATIC PARTY CANDIDATES FOR PRESIDENT CD-3 CONGRESSIONAL DISTRICT 3 (VOTE FOR) 1					
DE LA FUENTE, ROQUE "ROCKY"	0		0	0	0
STEINBERG, MICHAEL	0		0	0	0
SANDERS, BERNIE	24	36.36	0	18	6
O'MALLEY, MARTIN J.	0		0	0	0
CLINTON, HILLARY	41	62.12	8	23	10
HEWES, HENRY	1	1.52	1	0	0
Over Votes	0		0	0	0
Under Votes	0		0	0	0

Final Count
REPUBLICAN PARTY

Run Date:03/29/16 02:48 PM

Report EL30A Page 0102-03

0102 102

	TOTAL VOTES	%	EARLY	POLLS	PROV
REPUBLICAN PARTY CANDIDATES FOR PRESIDENT CD-3 CONGRESSIONAL DISTRICT 3 (VOTE FOR) 1					
SANTORUM, RICK.	0		0	0	0
COOK, TIM	0		0	0	0
PAUL, RAND	0		0	0	0
RUBIO, MARCO	0		0	0	0
GRAHAM, LINDSEY	0		0	0	0
KASICH, JOHN R.	0		0	0	0
BUSH, JEB	0		0	0	0
TRUMP, DONALD J.	1	33.33	1	0	0
FIORINA, CARLY.	0		0	0	0
PATAKI, GEORGE E.	0		0	0	0
CRUZ, TED	2	66.67	2	0	0
HUCKABEE, MIKE.	0		0	0	0
CHRISTIE, CHRIS	0		0	0	0
CARSON, BEN.	0		0	0	0
Over Votes	0		0	0	0
Under Votes	0		0	0	0

Final Count
GREEN PARTY

Run Date:03/29/16 02:48 PM

Report EL30A Page 0102-04

0102 102

	TOTAL VOTES	%	EARLY	POLLS	PROV
GREEN PARTY CANDIDATES FOR PRESIDENT CD-3 STATCONGRESSIONAL DISTRICT 3 (VOTE FOR) 1					
MESPLAY, KENT	0		0	0	0
STEIN, JILL.	0		0	0	0
Over Votes	0		0	0	0
Under Votes	0		0	0	0

Final Count
STATISTICS

Run Date:03/29/16 02:48 PM

Report EL30A Page 0103-01

0103 103

	TOTAL VOTES	%	EARLY	POLLS	PROV
REGISTERED VOTERS - TOTAL	2,121				
REGISTERED VOTERS - DEMOCRATIC PARTY	806	38.00			
REGISTERED VOTERS - REPUBLICAN PARTY	1,310	61.76			
REGISTERED VOTERS - GREEN PARTY	5	.24			
BALLOTS CAST - TOTAL	1,176		855	299	22
BALLOTS CAST - NONPARTISAN	0		0	0	0
BALLOTS CAST - DEMOCRATIC PARTY	395	33.59	295	92	8
BALLOTS CAST - REPUBLICAN PARTY	779	66.24	558	207	14
BALLOTS CAST - GREEN PARTY	2	.17	2	0	0

BALLOTS CAST - BLANK	8	.68	3	4	1
VOTER TURNOUT - TOTAL		55.45			
VOTER TURNOUT - DEMOCRATIC PARTY		49.01			
VOTER TURNOUT - REPUBLICAN PARTY		59.47			
VOTER TURNOUT - GREEN PARTY		40.00			
VOTER TURNOUT - BLANK38			

Final Count
DEMOCRATIC PARTY

Run Date:03/29/16 02:48 PM

Report EL30A Page 0103-02

0103 103

TOTAL VOTES % EARLY POLLS PROV

DEMOCRATIC PARTY CANDIDATES FOR PRESIDENT CD-3
CONGRESSIONAL DISTRICT 3

(VOTE FOR) 1					
DE LA FUENTE, ROQUE "ROCKY"	3	.77	3	0	0
STEINBERG, MICHAEL	3	.77	3	0	0
SANDERS, BERNIE	190	48.97	133	52	5
O'MALLEY, MARTIN J.	1	.26	1	0	0
CLINTON, HILLARY	190	48.97	151	37	2
HEWES, HENRY	1	.26	1	0	0
Over Votes	1		1	0	0
Under Votes	6		2	3	1

Final Count
REPUBLICAN PARTY

Run Date:03/29/16 02:48 PM

Report EL30A Page 0103-03

0103 103

TOTAL VOTES % EARLY POLLS PROV

REPUBLICAN PARTY CANDIDATES FOR PRESIDENT CD-3
CONGRESSIONAL DISTRICT 3

(VOTE FOR) 1					
SANTORUM, RICK.	0		0	0	0
COOK, TIM	0		0	0	0
PAUL, RAND	4	.52	4	0	0
RUBIO, MARCO	40	5.16	38	2	0
GRAHAM, LINDSEY	0		0	0	0
KASICH, JOHN R.	33	4.26	22	11	0
BUSH, JEB	10	1.29	10	0	0
TRUMP, DONALD J.	426	54.97	305	110	11
FIORINA, CARLY.	1	.13	1	0	0
PATAKI, GEORGE E.	0		0	0	0
CRUZ, TED	245	31.61	162	80	3
HUCKABEE, MIKE.	2	.26	2	0	0
CHRISTIE, CHRIS	1	.13	1	0	0
CARSON, BEN.	13	1.68	12	1	0
Over Votes	2		0	2	0
Under Votes	2		1	1	0

Final Count
GREEN PARTY

Run Date:03/29/16 02:48 PM

Report EL30A Page 0103-04

0103 103

TOTAL VOTES % EARLY POLLS PROV

GREEN PARTY CANDIDATES FOR PRESIDENT CD-3
STATCONGRESSIONAL DISTRICT 3

(VOTE FOR) 1					
MESPLAY, KENT	0		0	0	0
STEIN, JILL.	2	100.00	2	0	0
Over Votes	0		0	0	0
Under Votes	0		0	0	0

Final Count
STATISTICS

Run Date:03/29/16 02:48 PM

Report EL30A Page 0104-01

0104 104

TOTAL VOTES % EARLY POLLS PROV

REGISTERED VOTERS - TOTAL	3,454				
REGISTERED VOTERS - DEMOCRATIC PARTY	1,775	51.39			
REGISTERED VOTERS - REPUBLICAN PARTY	1,670	48.35			
REGISTERED VOTERS - GREEN PARTY	9	.26			
BALLOTS CAST - TOTAL	2,341		1,884	417	40
BALLOTS CAST - NONPARTISAN.	0		0	0	0
BALLOTS CAST - DEMOCRATIC PARTY	1,247	53.27	1,037	179	31
BALLOTS CAST - REPUBLICAN PARTY	1,093	46.69	846	238	9
BALLOTS CAST - GREEN PARTY.	1	.04	1	0	0
BALLOTS CAST - BLANK.	2	.09	0	2	0
VOTER TURNOUT - TOTAL		67.78			
VOTER TURNOUT - DEMOCRATIC PARTY		70.25			
VOTER TURNOUT - REPUBLICAN PARTY		65.45			
VOTER TURNOUT - GREEN PARTY		11.11			
VOTER TURNOUT - BLANK06			

Final Count
DEMOCRATIC PARTY

Run Date:03/29/16 02:48 PM

Report EL30A Page 0104-02

0104 104

TOTAL VOTES % EARLY POLLS PROV

DEMOCRATIC PARTY CANDIDATES FOR PRESIDENT CD-3
CONGRESSIONAL DISTRICT 3

(VOTE FOR) 1					
DE LA FUENTE, ROQUE "ROCKY"	7	.56	6	1	0
STEINBERG, MICHAEL	4	.32	4	0	0
SANDERS, BERNIE	504	40.42	395	97	12
O'MALLEY, MARTIN J.	13	1.04	11	2	0
CLINTON, HILLARY	713	57.18	616	78	19
HEWES, HENRY	6	.48	5	1	0
Over Votes	0		0	0	0
Under Votes	0		0	0	0

Final Count
REPUBLICAN PARTY

Run Date:03/29/16 02:48 PM

Report EL30A Page 0104-03

0104 104

TOTAL VOTES % EARLY POLLS PROV

REPUBLICAN PARTY CANDIDATES FOR PRESIDENT CD-3

CONGRESSIONAL DISTRICT 3

(VOTE FOR) 1

SANTORUM, RICK.	0		0	0	0
COOK, TIM	0		0	0	0
PAUL, RAND	0		0	0	0
RUBIO, MARCO	138	12.65	137	1	0
GRAHAM, LINDSEY	1	.09	1	0	0
KASICH, JOHN R.	113	10.36	85	27	1
BUSH, JEB	6	.55	4	1	1
TRUMP, DONALD J.	446	40.88	347	97	2
FIORINA, CARLY.	0		0	0	0
PATAKI, GEORGE E.	0		0	0	0
CRUZ, TED	364	33.36	251	108	5
HUCKABEE, MIKE.	1	.09	1	0	0
CHRISTIE, CHRIS	2	.18	1	1	0
CARSON, BEN.	20	1.83	19	1	0
Over Votes	0		0	0	0
Under Votes	2		0	2	0

Final Count
GREEN PARTY

Run Date:03/29/16 02:48 PM

Report EL30A Page 0104-04

0104 104

TOTAL VOTES % EARLY POLLS PROV

GREEN PARTY CANDIDATES FOR PRESIDENT CD-3

STATCONGRESSIONAL DISTRICT 3

(VOTE FOR) 1

MESPLAY, KENT	0		0	0	0
STEIN, JILL.	1	100.00	1	0	0
Over Votes	0		0	0	0
Under Votes	0		0	0	0

Final Count
STATISTICS

Run Date:03/29/16 02:48 PM

Report EL30A Page 0105-01

0105 105

TOTAL VOTES % EARLY POLLS PROV

REGISTERED VOTERS - TOTAL	531				
REGISTERED VOTERS - DEMOCRATIC PARTY	423	79.66			
REGISTERED VOTERS - REPUBLICAN PARTY	105	19.77			
REGISTERED VOTERS - GREEN PARTY	3	.56			
BALLOTS CAST - TOTAL	202		123	67	12
BALLOTS CAST - NONPARTISAN	0		0	0	0
BALLOTS CAST - DEMOCRATIC PARTY	163	80.69	97	55	11
BALLOTS CAST - REPUBLICAN PARTY	39	19.31	26	12	1
BALLOTS CAST - GREEN PARTY	0		0	0	0
BALLOTS CAST - BLANK	0		0	0	0
VOTER TURNOUT - TOTAL		38.04			
VOTER TURNOUT - DEMOCRATIC PARTY		38.53			
VOTER TURNOUT - REPUBLICAN PARTY		37.14			
VOTER TURNOUT - GREEN PARTY					
VOTER TURNOUT - BLANK					

Final Count
DEMOCRATIC PARTY

Run Date:03/29/16 02:48 PM

Report EL30A Page 0105-02

0105 105

TOTAL VOTES % EARLY POLLS PROV

DEMOCRATIC PARTY CANDIDATES FOR PRESIDENT CD-3

CONGRESSIONAL DISTRICT 3

(VOTE FOR) 1

DE LA FUENTE, ROQUE "ROCKY"	1	.61	1	0	0
STEINBERG, MICHAEL	1	.61	0	1	0
SANDERS, BERNIE	66	40.49	30	31	5
O'MALLEY, MARTIN J.	0		0	0	0
CLINTON, HILLARY	95	58.28	66	23	6
HEWES, HENRY	0		0	0	0
Over Votes	0		0	0	0
Under Votes	0		0	0	0

Final Count
REPUBLICAN PARTY

Run Date:03/29/16 02:48 PM

Report EL30A Page 0105-03

0105 105

TOTAL VOTES % EARLY POLLS PROV

REPUBLICAN PARTY CANDIDATES FOR PRESIDENT CD-3
CONGRESSIONAL DISTRICT 3
(VOTE FOR) 1

SANTORUM, RICK.	0		0	0	0
COOK, TIM	0		0	0	0
PAUL, RAND	0		0	0	0
RUBIO, MARCO	5	12.82	4	1	0
GRAHAM, LINDSEY	0		0	0	0
KASICH, JOHN R.	1	2.56	0	1	0
BUSH, JEB	0		0	0	0
TRUMP, DONALD J.	20	51.28	14	6	0
FIORINA, CARLY.	0		0	0	0
PATAKI, GEORGE E..	0		0	0	0
CRUZ, TED	12	30.77	7	4	1
HUCKABEE, MIKE.	0		0	0	0
CHRISTIE, CHRIS	0		0	0	0
CARSON, BEN.	1	2.56	1	0	0
Over Votes	0		0	0	0
Under Votes	0		0	0	0
Final Count					
GREEN PARTY					

Run Date:03/29/16 02:48 PM

Report EL30A Page 0105-04

0105 105

TOTAL VOTES % EARLY POLLS PROV

GREEN PARTY CANDIDATES FOR PRESIDENT CD-3
STATCONGRESSIONAL DISTRICT 3
(VOTE FOR) 1

MESPLAY, KENT	0		0	0	0
STEIN, JILL.	0		0	0	0
Over Votes	0		0	0	0
Under Votes	0		0	0	0
Final Count					
STATISTICS					

Run Date:03/29/16 02:48 PM

Report EL30A Page 0106-01

0106 106

TOTAL VOTES % EARLY POLLS PROV

REGISTERED VOTERS - TOTAL	800				
REGISTERED VOTERS - DEMOCRATIC PARTY	590	73.75			
REGISTERED VOTERS - REPUBLICAN PARTY	205	25.63			
REGISTERED VOTERS - GREEN PARTY	5	.63			
BALLOTS CAST - TOTAL	267		198	56	13
BALLOTS CAST - NONPARTISAN	0		0	0	0
BALLOTS CAST - DEMOCRATIC PARTY	187	70.04	144	34	9
BALLOTS CAST - REPUBLICAN PARTY	80	29.96	54	22	4
BALLOTS CAST - GREEN PARTY	0		0	0	0
BALLOTS CAST - BLANK	1	.37	0	1	0
VOTER TURNOUT - TOTAL	33.38				
VOTER TURNOUT - DEMOCRATIC PARTY	31.69				
VOTER TURNOUT - REPUBLICAN PARTY	39.02				
VOTER TURNOUT - GREEN PARTY					
VOTER TURNOUT - BLANK	.13				
Final Count					
DEMOCRATIC PARTY					

Run Date:03/29/16 02:48 PM

Report EL30A Page 0106-02

0106 106

TOTAL VOTES % EARLY POLLS PROV

DEMOCRATIC PARTY CANDIDATES FOR PRESIDENT CD-3
CONGRESSIONAL DISTRICT 3
(VOTE FOR) 1

DE LA FUENTE, ROQUE "ROCKY"	1	.54	1	0	0
STEINBERG, MICHAEL	2	1.08	0	2	0
SANDERS, BERNIE	64	34.41	43	19	2
O'MALLEY, MARTIN J.	5	2.69	4	0	1
CLINTON, HILLARY	114	61.29	95	13	6
HEWES, HENRY	0		0	0	0
Over Votes	1		1	0	0
Under Votes	0		0	0	0
Final Count					
REPUBLICAN PARTY					

Run Date:03/29/16 02:48 PM

Report EL30A Page 0106-03

0106 106

TOTAL VOTES % EARLY POLLS PROV

REPUBLICAN PARTY CANDIDATES FOR PRESIDENT CD-3
CONGRESSIONAL DISTRICT 3
(VOTE FOR) 1

SANTORUM, RICK.	0		0	0	0
COOK, TIM	0		0	0	0
PAUL, RAND	0		0	0	0
RUBIO, MARCO	10	12.66	9	1	0
GRAHAM, LINDSEY	0		0	0	0
KASICH, JOHN R.	3	3.80	1	2	0
BUSH, JEB	0		0	0	0
TRUMP, DONALD J.	46	58.23	30	13	3
FIORINA, CARLY.	1	1.27	1	0	0
PATAKI, GEORGE E..	0		0	0	0
CRUZ, TED	18	22.78	12	5	1

HUCKABEE, MIKE.	0		0	0	0
CHRISTIE, CHRIS	0		0	0	0
CARSON, BEN.	1	1.27	1	0	0
Over Votes	0		0	0	0
Under Votes	1		0	1	0
Final Count GREEN PARTY					

Run Date:03/29/16 02:48 PM

Report EL30A Page 0106-04

0106 106

	TOTAL VOTES	%	EARLY	POLLS	PROV
GREEN PARTY CANDIDATES FOR PRESIDENT CD-3 STATCONGRESSIONAL DISTRICT 3 (VOTE FOR) 1					
MESPLAY, KENT	0		0	0	0
STEIN, JILL.	0		0	0	0
Over Votes	0		0	0	0
Under Votes	0		0	0	0
Final Count STATISTICS					

Run Date:03/29/16 02:48 PM

Report EL30A Page 0107-01

0107 107

	TOTAL VOTES	%	EARLY	POLLS	PROV
REGISTERED VOTERS - TOTAL	2,780				
REGISTERED VOTERS - DEMOCRATIC PARTY	2,020	72.66			
REGISTERED VOTERS - REPUBLICAN PARTY	746	26.83			
REGISTERED VOTERS - GREEN PARTY	14	.50			
BALLOTS CAST - TOTAL	1,320		960	294	66
BALLOTS CAST - NONPARTISAN.	0		0	0	0
BALLOTS CAST - DEMOCRATIC PARTY	951	72.05	708	183	60
BALLOTS CAST - REPUBLICAN PARTY	366	27.73	249	111	6
BALLOTS CAST - GREEN PARTY.	3	.23	3	0	0
BALLOTS CAST - BLANK.	4	.30	3	1	0
VOTER TURNOUT - TOTAL	47.48				
VOTER TURNOUT - DEMOCRATIC PARTY.	47.08				
VOTER TURNOUT - REPUBLICAN PARTY.	49.06				
VOTER TURNOUT - GREEN PARTY	21.43				
VOTER TURNOUT - BLANK14				
Final Count DEMOCRATIC PARTY					

Run Date:03/29/16 02:48 PM

Report EL30A Page 0107-02

0107 107

	TOTAL VOTES	%	EARLY	POLLS	PROV
DEMOCRATIC PARTY CANDIDATES FOR PRESIDENT CD-3 CONGRESSIONAL DISTRICT 3 (VOTE FOR) 1					
DE LA FUENTE, ROQUE "ROCKY"	6	.63	6	0	0
STEINBERG, MICHAEL	5	.53	4	1	0
SANDERS, BERNIE	335	35.37	229	74	32
O'MALLEY, MARTIN J.	11	1.16	9	2	0
CLINTON, HILLARY	588	62.09	456	104	28
HEWES, HENRY	2	.21	1	1	0
Over Votes	2		2	0	0
Under Votes	2		1	1	0
Final Count REPUBLICAN PARTY					

Run Date:03/29/16 02:48 PM

Report EL30A Page 0107-03

0107 107

	TOTAL VOTES	%	EARLY	POLLS	PROV
REPUBLICAN PARTY CANDIDATES FOR PRESIDENT CD-3 CONGRESSIONAL DISTRICT 3 (VOTE FOR) 1					
SANTORUM, RICK.	0		0	0	0
COOK, TIM	0		0	0	0
PAUL, RAND	0		0	0	0
RUBIO, MARCO	29	7.97	27	2	0
GRAHAM, LINDSEY	0		0	0	0
KASICH, JOHN R.	28	7.69	20	7	1
BUSH, JEB	7	1.92	7	0	0
TRUMP, DONALD J.	150	41.21	92	58	0
FIORINA, CARLY.	0		0	0	0
PATAKI, GEORGE E..	0		0	0	0
CRUZ, TED	135	37.09	87	44	4
HUCKABEE, MIKE.	1	.27	1	0	0
CHRISTIE, CHRIS	1	.27	0	0	1
CARSON, BEN.	13	3.57	13	0	0
Over Votes	0		0	0	0
Under Votes	2		2	0	0
Final Count GREEN PARTY					

Run Date:03/29/16 02:48 PM

Report EL30A Page 0107-04

0107 107

	TOTAL VOTES	%	EARLY	POLLS	PROV
GREEN PARTY CANDIDATES FOR PRESIDENT CD-3 STATCONGRESSIONAL DISTRICT 3 (VOTE FOR) 1					

MESPLAY, KENT	0		0	0	0
STEIN, JILL.	3	100.00	3	0	0
Over Votes	0		0	0	0
Under Votes	0		0	0	0

Final Count
STATISTICS

Run Date:03/29/16 02:48 PM

Report EL30A Page 0108-01

0108 108

	TOTAL VOTES	%	EARLY	POLLS	PROV
REGISTERED VOTERS - TOTAL	189				
REGISTERED VOTERS - DEMOCRATIC PARTY	178	94.18			
REGISTERED VOTERS - REPUBLICAN PARTY	10	5.29			
REGISTERED VOTERS - GREEN PARTY	1	.53			
BALLOTS CAST - TOTAL.	75		30	42	3
BALLOTS CAST - NONPARTISAN.	0		0	0	0
BALLOTS CAST - DEMOCRATIC PARTY	73	97.33	30	41	2
BALLOTS CAST - REPUBLICAN PARTY	1	1.33	0	1	0
BALLOTS CAST - GREEN PARTY.	1	1.33	0	0	1
BALLOTS CAST - BLANK.	1	1.33	0	1	0
VOTER TURNOUT - TOTAL	39.68				
VOTER TURNOUT - DEMOCRATIC PARTY.	41.01				
VOTER TURNOUT - REPUBLICAN PARTY.	10.00				
VOTER TURNOUT - GREEN PARTY	100.00				
VOTER TURNOUT - BLANK53				

Final Count
DEMOCRATIC PARTY

Run Date:03/29/16 02:48 PM

Report EL30A Page 0108-02

0108 108

	TOTAL VOTES	%	EARLY	POLLS	PROV
DEMOCRATIC PARTY CANDIDATES FOR PRESIDENT CD-3 CONGRESSIONAL DISTRICT 3 (VOTE FOR) 1					
DE LA FUENTE, ROQUE "ROCKY"	1	1.41	0	1	0
STEINBERG, MICHAEL	1	1.41	0	1	0
SANDERS, BERNIE	29	40.85	10	18	1
O'MALLEY, MARTIN J.	1	1.41	0	1	0
CLINTON, HILLARY	38	53.52	19	18	1
HEWES, HENRY	1	1.41	0	1	0
Over Votes	1		1	0	0
Under Votes	1		0	1	0

Final Count
REPUBLICAN PARTY

Run Date:03/29/16 02:48 PM

Report EL30A Page 0108-03

0108 108

	TOTAL VOTES	%	EARLY	POLLS	PROV
REPUBLICAN PARTY CANDIDATES FOR PRESIDENT CD-3 CONGRESSIONAL DISTRICT 3 (VOTE FOR) 1					
SANTORUM, RICK.	0		0	0	0
COOK, TIM	0		0	0	0
PAUL, RAND	0		0	0	0
RUBIO, MARCO	0		0	0	0
GRAHAM, LINDSEY	0		0	0	0
KASICH, JOHN R.	0		0	0	0
BUSH, JEB	0		0	0	0
TRUMP, DONALD J.	1	100.00	0	1	0
FIORINA, CARLY.	0		0	0	0
PATAKI, GEORGE E.	0		0	0	0
CRUZ, TED	0		0	0	0
HUCKABEE, MIKE.	0		0	0	0
CHRISTIE, CHRIS	0		0	0	0
CARSON, BEN.	0		0	0	0
Over Votes	0		0	0	0
Under Votes	0		0	0	0

Final Count
GREEN PARTY

Run Date:03/29/16 02:48 PM

Report EL30A Page 0108-04

0108 108

	TOTAL VOTES	%	EARLY	POLLS	PROV
GREEN PARTY CANDIDATES FOR PRESIDENT CD-3 STATCONGRESSIONAL DISTRICT 3 (VOTE FOR) 1					
MESPLAY, KENT	0		0	0	0
STEIN, JILL.	1	100.00	0	0	1
Over Votes	0		0	0	0
Under Votes	0		0	0	0

Final Count
STATISTICS

Run Date:03/29/16 02:48 PM

Report EL30A Page 0109-01

0109 109

	TOTAL VOTES	%	EARLY	POLLS	PROV
REGISTERED VOTERS - TOTAL	808				
REGISTERED VOTERS - DEMOCRATIC PARTY	733	90.72			
REGISTERED VOTERS - REPUBLICAN PARTY	75	9.28			
REGISTERED VOTERS - GREEN PARTY	0				

BALLOTS CAST - TOTAL	300		108	176	16
BALLOTS CAST - NONPARTISAN.	0		0	0	0
BALLOTS CAST - DEMOCRATIC PARTY	274	91.33	98	161	15
BALLOTS CAST - REPUBLICAN PARTY	26	8.67	10	15	1
BALLOTS CAST - GREEN PARTY.	0		0	0	0
BALLOTS CAST - BLANK.	4	1.33	2	0	2
VOTER TURNOUT - TOTAL		37.13			
VOTER TURNOUT - DEMOCRATIC PARTY.		37.38			
VOTER TURNOUT - REPUBLICAN PARTY.		34.67			
VOTER TURNOUT - BLANK50			

Final Count
DEMOCRATIC PARTY

Run Date:03/29/16 02:48 PM

Report EL30A Page 0109-02

0109 109

	TOTAL VOTES	%	EARLY	POLLS	PROV
DEMOCRATIC PARTY CANDIDATES FOR PRESIDENT CD-3 CONGRESSIONAL DISTRICT 3 (VOTE FOR) 1					
DE LA FUENTE, ROQUE "ROCKY"	2	.74	0	2	0
STEINBERG, MICHAEL	0		0	0	0
SANDERS, BERNIE	100	37.17	25	72	3
O'MALLEY, MARTIN J.	1	.37	1	0	0
CLINTON, HILLARY	166	61.71	70	86	10
HEWES, HENRY	0		0	0	0
Over Votes	1		0	1	0
Under Votes	4		2	0	2

Final Count
REPUBLICAN PARTY

Run Date:03/29/16 02:48 PM

Report EL30A Page 0109-03

0109 109

	TOTAL VOTES	%	EARLY	POLLS	PROV
REPUBLICAN PARTY CANDIDATES FOR PRESIDENT CD-3 CONGRESSIONAL DISTRICT 3 (VOTE FOR) 1					
SANTORUM, RICK.	1	3.85	1	0	0
COOK, TIM	0		0	0	0
PAUL, RAND	0		0	0	0
RUBIO, MARCO	2	7.69	1	1	0
GRAHAM, LINDSEY	1	3.85	1	0	0
KASICH, JOHN R.	2	7.69	0	2	0
BUSH, JEB	0		0	0	0
TRUMP, DONALD J.	6	23.08	1	5	0
FIORINA, CARLY.	0		0	0	0
PATAKI, GEORGE E..	0		0	0	0
CRUZ, TED	12	46.15	5	6	1
HUCKABEE, MIKE.	0		0	0	0
CHRISTIE, CHRIS	0		0	0	0
CARSON, BEN.	2	7.69	1	1	0
Over Votes	0		0	0	0
Under Votes	0		0	0	0

Final Count
GREEN PARTY

Run Date:03/29/16 02:48 PM

Report EL30A Page 0109-04

0109 109

	TOTAL VOTES	%	EARLY	POLLS	PROV
GREEN PARTY CANDIDATES FOR PRESIDENT CD-3 STATCONGRESSIONAL DISTRICT 3 (VOTE FOR) 1					
MESPLAY, KENT	0		0	0	0
STEIN, JILL.	0		0	0	0
Over Votes	0		0	0	0
Under Votes	0		0	0	0

Final Count
STATISTICS

Run Date:03/29/16 02:48 PM

Report EL30A Page 0110-01

0110 110

	TOTAL VOTES	%	EARLY	POLLS	PROV
REGISTERED VOTERS - TOTAL	1,722				
REGISTERED VOTERS - DEMOCRATIC PARTY	922	53.54			
REGISTERED VOTERS - REPUBLICAN PARTY	790	45.88			
REGISTERED VOTERS - GREEN PARTY	10	.58			
BALLOTS CAST - TOTAL.	948		684	243	21
BALLOTS CAST - NONPARTISAN.	0		0	0	0
BALLOTS CAST - DEMOCRATIC PARTY	457	48.21	339	107	11
BALLOTS CAST - REPUBLICAN PARTY	490	51.69	344	136	10
BALLOTS CAST - GREEN PARTY.	1	.11	1	0	0
BALLOTS CAST - BLANK.	3	.32	1	2	0
VOTER TURNOUT - TOTAL		55.05			
VOTER TURNOUT - DEMOCRATIC PARTY.		49.57			
VOTER TURNOUT - REPUBLICAN PARTY.		62.03			
VOTER TURNOUT - GREEN PARTY		10.00			
VOTER TURNOUT - BLANK17			

Final Count
DEMOCRATIC PARTY

Run Date:03/29/16 02:48 PM

Report EL30A Page 0110-02

0110 110

	TOTAL VOTES	%	EARLY	POLLS	PROV
DEMOCRATIC PARTY CANDIDATES FOR PRESIDENT CD-3 CONGRESSIONAL DISTRICT 3 (VOTE FOR) 1					
DE LA FUENTE, ROQUE "ROCKY"	5	1.10	3	2	0
STEINBERG, MICHAEL	1	.22	1	0	0
SANDERS, BERNIE	208	45.71	144	58	6
O'MALLEY, MARTIN J.	5	1.10	3	2	0
CLINTON, HILLARY	231	50.77	183	43	5
HEWES, HENRY	5	1.10	4	1	0
Over Votes	0		0	0	0
Under Votes	2		1	1	0

Final Count
REPUBLICAN PARTY

Run Date:03/29/16 02:48 PM

Report EL30A Page 0110-03

0110 110

	TOTAL VOTES	%	EARLY	POLLS	PROV
REPUBLICAN PARTY CANDIDATES FOR PRESIDENT CD-3 CONGRESSIONAL DISTRICT 3 (VOTE FOR) 1					
SANTORUM, RICK.	0		0	0	0
COOK, TIM	0		0	0	0
PAUL, RAND	2	.41	2	0	0
RUBIO, MARCO	33	6.75	31	0	2
GRAHAM, LINDSEY	1	.20	1	0	0
KASICH, JOHN R.	30	6.13	24	6	0
BUSH, JEB	4	.82	3	1	0
TRUMP, DONALD J.	279	57.06	188	87	4
FIORINA, CARLY.	1	.20	1	0	0
PATAKI, GEORGE E.	1	.20	0	1	0
CRUZ, TED	130	26.58	87	39	4
HUCKABEE, MIKE.	1	.20	1	0	0
CHRISTIE, CHRIS	2	.41	2	0	0
CARSON, BEN.	5	1.02	4	1	0
Over Votes	0		0	0	0
Under Votes	1		0	1	0

Final Count
GREEN PARTY

Run Date:03/29/16 02:48 PM

Report EL30A Page 0110-04

0110 110

	TOTAL VOTES	%	EARLY	POLLS	PROV
GREEN PARTY CANDIDATES FOR PRESIDENT CD-3 STATCONGRESSIONAL DISTRICT 3 (VOTE FOR) 1					
MESPLAY, KENT	0		0	0	0
STEIN, JILL.	1	100.00	1	0	0
Over Votes	0		0	0	0
Under Votes	0		0	0	0

Final Count
STATISTICS

Run Date:03/29/16 02:48 PM

Report EL30A Page 0111-01

0111 111

	TOTAL VOTES	%	EARLY	POLLS	PROV
REGISTERED VOTERS - TOTAL	2,645				
REGISTERED VOTERS - DEMOCRATIC PARTY	2,029	76.71			
REGISTERED VOTERS - REPUBLICAN PARTY	611	23.10			
REGISTERED VOTERS - GREEN PARTY	5	.19			
BALLOTS CAST - TOTAL	1,257		978	221	58
BALLOTS CAST - NONPARTISAN.	0		0	0	0
BALLOTS CAST - DEMOCRATIC PARTY	993	79.00	780	162	51
BALLOTS CAST - REPUBLICAN PARTY	263	20.92	197	59	7
BALLOTS CAST - GREEN PARTY.	1	.08	1	0	0
BALLOTS CAST - BLANK.	4	.32	2	1	1
VOTER TURNOUT - TOTAL		47.52			
VOTER TURNOUT - DEMOCRATIC PARTY.		48.94			
VOTER TURNOUT - REPUBLICAN PARTY.		43.04			
VOTER TURNOUT - GREEN PARTY		20.00			
VOTER TURNOUT - BLANK		.15			

Final Count
DEMOCRATIC PARTY

Run Date:03/29/16 02:48 PM

Report EL30A Page 0111-02

0111 111

	TOTAL VOTES	%	EARLY	POLLS	PROV
DEMOCRATIC PARTY CANDIDATES FOR PRESIDENT CD-3 CONGRESSIONAL DISTRICT 3 (VOTE FOR) 1					
DE LA FUENTE, ROQUE "ROCKY"	6	.61	4	2	0
STEINBERG, MICHAEL	3	.30	3	0	0
SANDERS, BERNIE	330	33.40	226	80	24
O'MALLEY, MARTIN J.	6	.61	5	1	0
CLINTON, HILLARY	638	64.57	538	75	25
HEWES, HENRY	5	.51	2	3	0
Over Votes	2		1	0	1
Under Votes	3		1	1	1

Final Count
REPUBLICAN PARTY

Run Date:03/29/16 02:48 PM

Report EL30A Page 0111-03

0111 111

	TOTAL VOTES	%	EARLY	POLLS	PROV
REPUBLICAN PARTY CANDIDATES FOR PRESIDENT CD-3 CONGRESSIONAL DISTRICT 3 (VOTE FOR) 1					
SANTORUM, RICK.	1	.38	0	1	0
COOK, TIM	0		0	0	0
PAUL, RAND	2	.77	1	1	0
RUBIO, MARCO	35	13.41	32	2	1
GRAHAM, LINDSEY	0		0	0	0
KASICH, JOHN R.	12	4.60	7	5	0
BUSH, JEB	2	.77	1	1	0
TRUMP, DONALD J.	113	43.30	88	22	3
FIORINA, CARLY.	0		0	0	0
PATAKI, GEORGE E.	0		0	0	0
CRUZ, TED	89	34.10	61	26	2
HUCKABEE, MIKE.	0		0	0	0
CHRISTIE, CHRIS	2	.77	2	0	0
CARSON, BEN.	5	1.92	3	1	1
Over Votes	1		1	0	0
Under Votes	1		1	0	0
Final Count GREEN PARTY					

Run Date:03/29/16 02:48 PM

Report EL30A Page 0111-04

0111 111

	TOTAL VOTES	%	EARLY	POLLS	PROV
GREEN PARTY CANDIDATES FOR PRESIDENT CD-3 STATCONGRESSIONAL DISTRICT 3 (VOTE FOR) 1					
MESPLAY, KENT	0		0	0	0
STEIN, JILL.	1	100.00	1	0	0
Over Votes	0		0	0	0
Under Votes	0		0	0	0
Final Count STATISTICS					

Run Date:03/29/16 02:48 PM

Report EL30A Page 0112-01

0112 112

	TOTAL VOTES	%	EARLY	POLLS	PROV
REGISTERED VOTERS - TOTAL	2,423				
REGISTERED VOTERS - DEMOCRATIC PARTY	1,875	77.38			
REGISTERED VOTERS - REPUBLICAN PARTY	538	22.20			
REGISTERED VOTERS - GREEN PARTY	10	.41			
BALLOTS CAST - TOTAL	986		790	143	53
BALLOTS CAST - NONPARTISAN	0		0	0	0
BALLOTS CAST - DEMOCRATIC PARTY	789	80.02	639	100	50
BALLOTS CAST - REPUBLICAN PARTY	197	19.98	151	43	3
BALLOTS CAST - GREEN PARTY	0		0	0	0
BALLOTS CAST - BLANK	5	.51	3	1	1
VOTER TURNOUT - TOTAL		40.69			
VOTER TURNOUT - DEMOCRATIC PARTY		42.08			
VOTER TURNOUT - REPUBLICAN PARTY		36.62			
VOTER TURNOUT - GREEN PARTY					
VOTER TURNOUT - BLANK		.21			
Final Count DEMOCRATIC PARTY					

Run Date:03/29/16 02:48 PM

Report EL30A Page 0112-02

0112 112

	TOTAL VOTES	%	EARLY	POLLS	PROV
DEMOCRATIC PARTY CANDIDATES FOR PRESIDENT CD-3 CONGRESSIONAL DISTRICT 3 (VOTE FOR) 1					
DE LA FUENTE, ROQUE "ROCKY"	5	.64	5	0	0
STEINBERG, MICHAEL	3	.38	3	0	0
SANDERS, BERNIE	285	36.35	200	53	32
O'MALLEY, MARTIN J.	6	.77	5	1	0
CLINTON, HILLARY	482	61.48	419	46	17
HEWES, HENRY	3	.38	3	0	0
Over Votes	1		1	0	0
Under Votes	4		3	0	1
Final Count REPUBLICAN PARTY					

Run Date:03/29/16 02:48 PM

Report EL30A Page 0112-03

0112 112

	TOTAL VOTES	%	EARLY	POLLS	PROV
REPUBLICAN PARTY CANDIDATES FOR PRESIDENT CD-3 CONGRESSIONAL DISTRICT 3 (VOTE FOR) 1					
SANTORUM, RICK.	0		0	0	0
COOK, TIM	1	.51	1	0	0
PAUL, RAND	1	.51	1	0	0
RUBIO, MARCO	25	12.76	25	0	0
GRAHAM, LINDSEY	1	.51	1	0	0
KASICH, JOHN R.	10	5.10	2	7	1
BUSH, JEB	2	1.02	2	0	0

TRUMP, DONALD J.	100	51.02	76	23	1
FIORINA, CARLY.	0		0	0	0
PATAKI, GEORGE E..	0		0	0	0
CRUZ, TED	51	26.02	38	12	1
HUCKABEE, MIKE.	0		0	0	0
CHRISTIE, CHRIS	1	.51	1	0	0
CARSON, BEN.	4	2.04	4	0	0
Over Votes	0		0	0	0
Under Votes	1		0	1	0

Final Count
GREEN PARTY

Run Date:03/29/16 02:48 PM

Report EL30A Page 0112-04

0112 112

TOTAL VOTES % EARLY POLLS PROV

GREEN PARTY CANDIDATES FOR PRESIDENT CD-3
STATCONGRESSIONAL DISTRICT 3
(VOTE FOR) 1

MESPLAY, KENT	0		0	0	0
STEIN, JILL.	0		0	0	0
Over Votes	0		0	0	0
Under Votes	0		0	0	0

Final Count
STATISTICS

Run Date:03/29/16 02:48 PM

Report EL30A Page 0113-01

0113 113

TOTAL VOTES % EARLY POLLS PROV

REGISTERED VOTERS - TOTAL	2,838				
REGISTERED VOTERS - DEMOCRATIC PARTY	1,545	54.44			
REGISTERED VOTERS - REPUBLICAN PARTY	1,285	45.28			
REGISTERED VOTERS - GREEN PARTY	8	.28			
BALLOTS CAST - TOTAL.	1,841		1,424	365	52
BALLOTS CAST - NONPARTISAN.	0		0	0	0
BALLOTS CAST - DEMOCRATIC PARTY	970	52.69	785	157	28
BALLOTS CAST - REPUBLICAN PARTY	867	47.09	635	208	24
BALLOTS CAST - GREEN PARTY.	4	.22	4	0	0
BALLOTS CAST - BLANK.	5	.27	4	1	0
VOTER TURNOUT - TOTAL		64.87			
VOTER TURNOUT - DEMOCRATIC PARTY.		62.78			
VOTER TURNOUT - REPUBLICAN PARTY.		67.47			
VOTER TURNOUT - GREEN PARTY		50.00			
VOTER TURNOUT - BLANK18			

Final Count
DEMOCRATIC PARTY

Run Date:03/29/16 02:48 PM

Report EL30A Page 0113-02

0113 113

TOTAL VOTES % EARLY POLLS PROV

DEMOCRATIC PARTY CANDIDATES FOR PRESIDENT CD-3
CONGRESSIONAL DISTRICT 3
(VOTE FOR) 1

DE LA FUENTE, ROQUE "ROCKY"	8	.83	6	1	1
STEINBERG, MICHAEL	2	.21	2	0	0
SANDERS, BERNIE	344	35.54	249	78	17
O'MALLEY, MARTIN J.	11	1.14	9	2	0
CLINTON, HILLARY	600	61.98	515	75	10
HEWES, HENRY	3	.31	2	1	0
Over Votes	0		0	0	0
Under Votes	2		2	0	0

Final Count
REPUBLICAN PARTY

Run Date:03/29/16 02:48 PM

Report EL30A Page 0113-03

0113 113

TOTAL VOTES % EARLY POLLS PROV

REPUBLICAN PARTY CANDIDATES FOR PRESIDENT CD-3
CONGRESSIONAL DISTRICT 3
(VOTE FOR) 1

SANTORUM, RICK.	1	.12	0	1	0
COOK, TIM	1	.12	1	0	0
PAUL, RAND	5	.58	5	0	0
RUBIO, MARCO	84	9.72	84	0	0
GRAHAM, LINDSEY	0		0	0	0
KASICH, JOHN R.	77	8.91	62	15	0
BUSH, JEB	4	.46	4	0	0
TRUMP, DONALD J.	434	50.23	308	109	17
FIORINA, CARLY.	2	.23	2	0	0
PATAKI, GEORGE E..	0		0	0	0
CRUZ, TED	243	28.13	155	81	7
HUCKABEE, MIKE.	1	.12	1	0	0
CHRISTIE, CHRIS	0		0	0	0
CARSON, BEN.	12	1.39	11	1	0
Over Votes	0		0	0	0
Under Votes	3		2	1	0

Final Count
GREEN PARTY

Run Date:03/29/16 02:48 PM

Report EL30A Page 0113-04

0113 113

TOTAL VOTES % EARLY POLLS PROV

GREEN PARTY CANDIDATES FOR PRESIDENT CD-3
 STATCONGRESSIONAL DISTRICT 3
 (VOTE FOR) 1

MESPLAY, KENT	1	25.00	1	0	0
STEIN, JILL.	3	75.00	3	0	0
Over Votes	0		0	0	0
Under Votes	0		0	0	0

Final Count
 STATISTICS

Run Date:03/29/16 02:48 PM

Report EL30A Page 0114-01

0114 114

	TOTAL VOTES	%	EARLY	POLLS	PROV
REGISTERED VOTERS - TOTAL	2,604				
REGISTERED VOTERS - DEMOCRATIC PARTY	2,175	83.53			
REGISTERED VOTERS - REPUBLICAN PARTY	423	16.24			
REGISTERED VOTERS - GREEN PARTY	6	.23			
BALLOTS CAST - TOTAL	1,132		901	164	67
BALLOTS CAST - NONPARTISAN	0		0	0	0
BALLOTS CAST - DEMOCRATIC PARTY	1,006	88.87	813	130	63
BALLOTS CAST - REPUBLICAN PARTY	126	11.13	88	34	4
BALLOTS CAST - GREEN PARTY	0		0	0	0
BALLOTS CAST - BLANK	3		1	2	0
VOTER TURNOUT - TOTAL		43.47			
VOTER TURNOUT - DEMOCRATIC PARTY		46.25			
VOTER TURNOUT - REPUBLICAN PARTY		29.79			
VOTER TURNOUT - GREEN PARTY					
VOTER TURNOUT - BLANK12			

Final Count
 DEMOCRATIC PARTY

Run Date:03/29/16 02:48 PM

Report EL30A Page 0114-02

0114 114

	TOTAL VOTES	%	EARLY	POLLS	PROV
DEMOCRATIC PARTY CANDIDATES FOR PRESIDENT CD-3 CONGRESSIONAL DISTRICT 3 (VOTE FOR) 1					
DE LA FUENTE, ROQUE "ROCKY"	13	1.30	11	2	0
STEINBERG, MICHAEL	3	.30	3	0	0
SANDERS, BERNIE	299	29.81	200	61	38
O'MALLEY, MARTIN J.	9	.90	8	1	0
CLINTON, HILLARY	679	67.70	590	64	25
HEWES, HENRY	0		0	0	0
Over Votes	0		0	0	0
Under Votes	3		1	2	0

Final Count
 REPUBLICAN PARTY

Run Date:03/29/16 02:48 PM

Report EL30A Page 0114-03

0114 114

	TOTAL VOTES	%	EARLY	POLLS	PROV
REPUBLICAN PARTY CANDIDATES FOR PRESIDENT CD-3 CONGRESSIONAL DISTRICT 3 (VOTE FOR) 1					
SANTORUM, RICK.	0		0	0	0
COOK, TIM	1	.79	0	0	1
PAUL, RAND	1	.79	0	1	0
RUBIO, MARCO	17	13.49	16	1	0
GRAHAM, LINDSEY	0		0	0	0
KASICH, JOHN R.	12	9.52	7	4	1
BUSH, JEB	2	1.59	2	0	0
TRUMP, DONALD J.	57	45.24	40	16	1
FIORINA, CARLY.	0		0	0	0
PATAKI, GEORGE E.	1	.79	0	1	0
CRUZ, TED	33	26.19	22	10	1
HUCKABEE, MIKE.	0		0	0	0
CHRISTIE, CHRIS	0		0	0	0
CARSON, BEN.	2	1.59	1	1	0
Over Votes	0		0	0	0
Under Votes	0		0	0	0

Final Count
 GREEN PARTY

Run Date:03/29/16 02:48 PM

Report EL30A Page 0114-04

0114 114

	TOTAL VOTES	%	EARLY	POLLS	PROV
GREEN PARTY CANDIDATES FOR PRESIDENT CD-3 STATCONGRESSIONAL DISTRICT 3 (VOTE FOR) 1					
MESPLAY, KENT	0		0	0	0
STEIN, JILL.	0		0	0	0
Over Votes	0		0	0	0
Under Votes	0		0	0	0

Final Count
 STATISTICS

Run Date:03/29/16 02:48 PM

Report EL30A Page 0115-01

0115 115

	TOTAL VOTES	%	EARLY	POLLS	PROV
--	-------------	---	-------	-------	------

TOTAL VOTES	%	EARLY	POLLS	PROV	
DEMOCRATIC PARTY CANDIDATES FOR PRESIDENT CD-1 CONGRESSIONAL DISTRICT 1 (VOTE FOR) 1					
DE LA FUENTE, ROQUE "ROCKY"	1	1.35	1	0	0
STEINBERG, MICHAEL	1	1.35	1	0	0
SANDERS, BERNIE	27	36.49	27	0	0
O'MALLEY, MARTIN J.	1	1.35	1	0	0
CLINTON, HILLARY	43	58.11	43	0	0
HEWES, HENRY	1	1.35	1	0	0
Over Votes	0		0	0	0
Under Votes	0		0	0	0

Final Count
REPUBLICAN PARTY

Run Date:03/29/16 02:48 PM

Report EL30A Page 0116-03

0116 116

TOTAL VOTES	%	EARLY	POLLS	PROV	
REPUBLICAN PARTY CANDIDATES FOR PRESIDENT CD-1 CONGRESSIONAL DISTRICT 1 (VOTE FOR) 1					
SANTORUM, RICK.	0		0	0	0
COOK, TIM	0		0	0	0
PAUL, RAND	1	1.43	1	0	0
RUBIO, MARCO	10	14.29	10	0	0
GRAHAM, LINDSEY	0		0	0	0
KASICH, JOHN R.	4	5.71	4	0	0
BUSH, JEB	0		0	0	0
TRUMP, DONALD J.	43	61.43	43	0	0
FIORINA, CARLY.	0		0	0	0
PATAKI, GEORGE E.	0		0	0	0
CRUZ, TED	10	14.29	10	0	0
HUCKABEE, MIKE.	0		0	0	0
CHRISTIE, CHRIS	0		0	0	0
CARSON, BEN.	2	2.86	2	0	0
Over Votes	0		0	0	0
Under Votes	0		0	0	0

Final Count
GREEN PARTY

Run Date:03/29/16 02:48 PM

Report EL30A Page 0116-04

0116 116

TOTAL VOTES	%	EARLY	POLLS	PROV	
GREEN PARTY CANDIDATES FOR PRESIDENT CD-1 STATCONGRESSIONAL DISTRICT 1 (VOTE FOR) 1					
MESPLAY, KENT	0		0	0	0
STEIN, JILL.	0		0	0	0
Over Votes	0		0	0	0
Under Votes	0		0	0	0

Final Count
STATISTICS

Run Date:03/29/16 02:48 PM

Report EL30A Page 0117-01

0117 117

TOTAL VOTES	%	EARLY	POLLS	PROV
REGISTERED VOTERS - TOTAL	119			
REGISTERED VOTERS - DEMOCRATIC PARTY	38	31.93		
REGISTERED VOTERS - REPUBLICAN PARTY	81	68.07		
REGISTERED VOTERS - GREEN PARTY	0			
BALLOTS CAST - TOTAL	66		66	0
BALLOTS CAST - NONPARTISAN	0		0	0
BALLOTS CAST - DEMOCRATIC PARTY	14	21.21	14	0
BALLOTS CAST - REPUBLICAN PARTY	52	78.79	52	0
BALLOTS CAST - GREEN PARTY	0		0	0
BALLOTS CAST - BLANK	0		0	0
VOTER TURNOUT - TOTAL	55.46			
VOTER TURNOUT - DEMOCRATIC PARTY	36.84			
VOTER TURNOUT - REPUBLICAN PARTY	64.20			
VOTER TURNOUT - BLANK				

Final Count
DEMOCRATIC PARTY

Run Date:03/29/16 02:48 PM

Report EL30A Page 0117-02

0117 117

TOTAL VOTES	%	EARLY	POLLS	PROV	
DEMOCRATIC PARTY CANDIDATES FOR PRESIDENT CD-1 CONGRESSIONAL DISTRICT 1 (VOTE FOR) 1					
DE LA FUENTE, ROQUE "ROCKY"	0		0	0	0
STEINBERG, MICHAEL	0		0	0	0
SANDERS, BERNIE	6	42.86	6	0	0
O'MALLEY, MARTIN J.	0		0	0	0
CLINTON, HILLARY	8	57.14	8	0	0
HEWES, HENRY	0		0	0	0
Over Votes	0		0	0	0
Under Votes	0		0	0	0

Final Count
REPUBLICAN PARTY

Run Date:03/29/16 02:48 PM

Report EL30A Page 0117-03

0117 117

	TOTAL VOTES	%	EARLY	POLLS	PROV
REPUBLICAN PARTY CANDIDATES FOR PRESIDENT CD-1 CONGRESSIONAL DISTRICT 1 (VOTE FOR) 1					
SANTORUM, RICK.	0		0	0	0
COOK, TIM	0		0	0	0
PAUL, RAND	0		0	0	0
RUBIO, MARCO	3	5.77	3	0	0
GRAHAM, LINDSEY	0		0	0	0
KASICH, JOHN R.	2	3.85	2	0	0
BUSH, JEB	0		0	0	0
TRUMP, DONALD J.	38	73.08	38	0	0
FIORINA, CARLY.	0		0	0	0
PATAKI, GEORGE E..	0		0	0	0
CRUZ, TED	9	17.31	9	0	0
HUCKABEE, MIKE.	0		0	0	0
CHRISTIE, CHRIS	0		0	0	0
CARSON, BEN.	0		0	0	0
Over Votes	0		0	0	0
Under Votes	0		0	0	0
	Final Count GREEN PARTY				

Run Date:03/29/16 02:48 PM

Report EL30A Page 0117-04

0117 117

	TOTAL VOTES	%	EARLY	POLLS	PROV
GREEN PARTY CANDIDATES FOR PRESIDENT CD-1 STATCONGRESSIONAL DISTRICT 1 (VOTE FOR) 1					
MESPLAY, KENT	0		0	0	0
STEIN, JILL.	0		0	0	0
Over Votes	0		0	0	0
Under Votes	0		0	0	0
	Final Count STATISTICS				

Run Date:03/29/16 02:48 PM

Report EL30A Page 0118-01

0118 118

	TOTAL VOTES	%	EARLY	POLLS	PROV
REGISTERED VOTERS - TOTAL	0				
REGISTERED VOTERS - DEMOCRATIC PARTY	0				
REGISTERED VOTERS - REPUBLICAN PARTY	0				
REGISTERED VOTERS - GREEN PARTY	0				
BALLOTS CAST - TOTAL.	0		0	0	0
BALLOTS CAST - NONPARTISAN.	0		0	0	0
BALLOTS CAST - DEMOCRATIC PARTY	0		0	0	0
BALLOTS CAST - REPUBLICAN PARTY	0		0	0	0
BALLOTS CAST - GREEN PARTY.	0		0	0	0
BALLOTS CAST - BLANK.	0		0	0	0
	Final Count DEMOCRATIC PARTY				

Run Date:03/29/16 02:48 PM

Report EL30A Page 0118-02

0118 118

	TOTAL VOTES	%	EARLY	POLLS	PROV
DEMOCRATIC PARTY CANDIDATES FOR PRESIDENT CD-1 CONGRESSIONAL DISTRICT 1 (VOTE FOR) 1					
DE LA FUENTE, ROQUE "ROCKY"	0		0	0	0
STEINBERG, MICHAEL	0		0	0	0
SANDERS, BERNIE	0		0	0	0
O'MALLEY, MARTIN J.	0		0	0	0
CLINTON, HILLARY	0		0	0	0
HEWES, HENRY	0		0	0	0
Over Votes	0		0	0	0
Under Votes	0		0	0	0
	Final Count REPUBLICAN PARTY				

Run Date:03/29/16 02:48 PM

Report EL30A Page 0118-03

0118 118

	TOTAL VOTES	%	EARLY	POLLS	PROV
REPUBLICAN PARTY CANDIDATES FOR PRESIDENT CD-1 CONGRESSIONAL DISTRICT 1 (VOTE FOR) 1					
SANTORUM, RICK.	0		0	0	0
COOK, TIM	0		0	0	0
PAUL, RAND	0		0	0	0
RUBIO, MARCO	0		0	0	0
GRAHAM, LINDSEY	0		0	0	0
KASICH, JOHN R.	0		0	0	0
BUSH, JEB	0		0	0	0
TRUMP, DONALD J.	0		0	0	0
FIORINA, CARLY.	0		0	0	0
PATAKI, GEORGE E..	0		0	0	0
CRUZ, TED	0		0	0	0
HUCKABEE, MIKE.	0		0	0	0
CHRISTIE, CHRIS	0		0	0	0

CARSON, BEN.	0	0	0	0
Over Votes	0	0	0	0
Under Votes	0	0	0	0
	Final Count			
	GREEN PARTY			

Run Date:03/29/16 02:48 PM

Report EL30A Page 0118-04

0118 118

	TOTAL VOTES	%	EARLY	POLLS	PROV
GREEN PARTY CANDIDATES FOR PRESIDENT CD-1					
STATCONGRESSIONAL DISTRICT 1					
(VOTE FOR) 1					
MESPLAY, KENT	0		0	0	0
STEIN, JILL.	0		0	0	0
Over Votes	0		0	0	0
Under Votes	0		0	0	0
	Final Count				
	STATISTICS				

Run Date:03/29/16 02:48 PM

Report EL30A Page 0119-01

0119 119

	TOTAL VOTES	%	EARLY	POLLS	PROV
REGISTERED VOTERS - TOTAL	146				
REGISTERED VOTERS - DEMOCRATIC PARTY	72	49.32			
REGISTERED VOTERS - REPUBLICAN PARTY	74	50.68			
REGISTERED VOTERS - GREEN PARTY	0				
BALLOTS CAST - TOTAL.	63		63	0	0
BALLOTS CAST - NONPARTISAN.	0		0	0	0
BALLOTS CAST - DEMOCRATIC PARTY	29	46.03	29	0	0
BALLOTS CAST - REPUBLICAN PARTY	34	53.97	34	0	0
BALLOTS CAST - GREEN PARTY.	0		0	0	0
BALLOTS CAST - BLANK.	0		0	0	0
VOTER TURNOUT - TOTAL		43.15			
VOTER TURNOUT - DEMOCRATIC PARTY.		40.28			
VOTER TURNOUT - REPUBLICAN PARTY.		45.95			
VOTER TURNOUT - BLANK					
	Final Count				
	DEMOCRATIC PARTY				

Run Date:03/29/16 02:48 PM

Report EL30A Page 0119-02

0119 119

	TOTAL VOTES	%	EARLY	POLLS	PROV
DEMOCRATIC PARTY CANDIDATES FOR PRESIDENT CD-1					
CONGRESSIONAL DISTRICT 1					
(VOTE FOR) 1					
DE LA FUENTE, ROQUE "ROCKY"	0		0	0	0
STEINBERG, MICHAEL	0		0	0	0
SANDERS, BERNIE	9	31.03	9	0	0
O'MALLEY, MARTIN J.	0		0	0	0
CLINTON, HILLARY	19	65.52	19	0	0
HEWES, HENRY	1	3.45	1	0	0
Over Votes	0		0	0	0
Under Votes	0		0	0	0
	Final Count				
	REPUBLICAN PARTY				

Run Date:03/29/16 02:48 PM

Report EL30A Page 0119-03

0119 119

	TOTAL VOTES	%	EARLY	POLLS	PROV
REPUBLICAN PARTY CANDIDATES FOR PRESIDENT CD-1					
CONGRESSIONAL DISTRICT 1					
(VOTE FOR) 1					
SANTORUM, RICK.	0		0	0	0
COOK, TIM	0		0	0	0
PAUL, RAND	0		0	0	0
RUBIO, MARCO	4	11.76	4	0	0
GRAHAM, LINDSEY	0		0	0	0
KASICH, JOHN R.	2	5.88	2	0	0
BUSH, JEB	0		0	0	0
TRUMP, DONALD J.	14	41.18	14	0	0
FIORINA, CARLY.	0		0	0	0
PATAKI, GEORGE E.	0		0	0	0
CRUZ, TED	14	41.18	14	0	0
HUCKABEE, MIKE.	0		0	0	0
CHRISTIE, CHRIS	0		0	0	0
CARSON, BEN.	0		0	0	0
Over Votes	0		0	0	0
Under Votes	0		0	0	0
	Final Count				
	GREEN PARTY				

Run Date:03/29/16 02:48 PM

Report EL30A Page 0119-04

0119 119

	TOTAL VOTES	%	EARLY	POLLS	PROV
GREEN PARTY CANDIDATES FOR PRESIDENT CD-1					
STATCONGRESSIONAL DISTRICT 1					
(VOTE FOR) 1					
MESPLAY, KENT	0		0	0	0
STEIN, JILL.	0		0	0	0
Over Votes	0		0	0	0

Under Votes 0
 Final Count
 STATISTICS

Run Date:03/29/16 02:48 PM

Report EL30A Page 0120-01

0120 120
 TOTAL VOTES % EARLY POLLS PROV
 REGISTERED VOTERS - TOTAL 0
 REGISTERED VOTERS - DEMOCRATIC PARTY 0
 REGISTERED VOTERS - REPUBLICAN PARTY 0
 REGISTERED VOTERS - GREEN PARTY 0
 BALLOTS CAST - TOTAL. 0
 BALLOTS CAST - NONPARTISAN. 0
 BALLOTS CAST - DEMOCRATIC PARTY 0
 BALLOTS CAST - REPUBLICAN PARTY 0
 BALLOTS CAST - GREEN PARTY. 0
 BALLOTS CAST - BLANK. 0
 Final Count
 DEMOCRATIC PARTY

Run Date:03/29/16 02:48 PM

Report EL30A Page 0120-02

0120 120
 TOTAL VOTES % EARLY POLLS PROV
 DEMOCRATIC PARTY CANDIDATES FOR PRESIDENT CD-1
 CONGRESSIONAL DISTRICT 1
 (VOTE FOR) 1
 DE LA FUENTE, ROQUE "ROCKY" 0
 STEINBERG, MICHAEL 0
 SANDERS, BERNIE 0
 O'MALLEY, MARTIN J. 0
 CLINTON, HILLARY 0
 HEWES, HENRY 0
 Over Votes 0
 Under Votes 0
 Final Count
 REPUBLICAN PARTY

Run Date:03/29/16 02:48 PM

Report EL30A Page 0120-03

0120 120
 TOTAL VOTES % EARLY POLLS PROV
 REPUBLICAN PARTY CANDIDATES FOR PRESIDENT CD-1
 CONGRESSIONAL DISTRICT 1
 (VOTE FOR) 1
 SANTORUM, RICK. 0
 COOK, TIM 0
 PAUL, RAND 0
 RUBIO, MARCO 0
 GRAHAM, LINDSEY 0
 KASICH, JOHN R. 0
 BUSH, JEB 0
 TRUMP, DONALD J. 0
 FLORINA, CARLY. 0
 PATAKI, GEORGE E.. 0
 CRUZ, TED 0
 HUCKABEE, MIKE. 0
 CHRISTIE, CHRIS 0
 CARSON, BEN. 0
 Over Votes 0
 Under Votes 0
 Final Count
 GREEN PARTY

Run Date:03/29/16 02:48 PM

Report EL30A Page 0120-04

0120 120
 TOTAL VOTES % EARLY POLLS PROV
 GREEN PARTY CANDIDATES FOR PRESIDENT CD-1
 STATCONGRESSIONAL DISTRICT 1
 (VOTE FOR) 1
 MESPLAY, KENT 0
 STEIN, JILL. 0
 Over Votes 0
 Under Votes 0
 Final Count
 STATISTICS

Run Date:03/29/16 02:48 PM

Report EL30A Page 0121-01

0121 121
 TOTAL VOTES % EARLY POLLS PROV
 REGISTERED VOTERS - TOTAL 1,171
 REGISTERED VOTERS - DEMOCRATIC PARTY 512 43.72
 REGISTERED VOTERS - REPUBLICAN PARTY 656 56.02
 REGISTERED VOTERS - GREEN PARTY 3 .26
 BALLOTS CAST - TOTAL. 893
 BALLOTS CAST - NONPARTISAN. 0
 BALLOTS CAST - DEMOCRATIC PARTY 384 43.00
 BALLOTS CAST - REPUBLICAN PARTY 506 56.66
 BALLOTS CAST - GREEN PARTY. 3 .34
 BALLOTS CAST - BLANK. 4 .45
 VOTER TURNOUT - TOTAL 76.26
 VOTER TURNOUT - DEMOCRATIC PARTY. 75.00

VOTER TURNOUT - REPUBLICAN PARTY 77.13
 VOTER TURNOUT - GREEN PARTY 100.00
 VOTER TURNOUT - BLANK34

Final Count
 DEMOCRATIC PARTY

Run Date:03/29/16 02:48 PM

Report EL30A Page 0121-02

0121 121

	TOTAL VOTES	%	EARLY	POLLS	PROV
DEMOCRATIC PARTY CANDIDATES FOR PRESIDENT CD-2					
CONGRESSIONAL DISTRICT 2					
(VOTE FOR) 1					
DE LA FUENTE, ROQUE "ROCKY"	0		0	0	0
STEINBERG, MICHAEL	7	1.83	6	0	1
SANDERS, BERNIE	137	35.86	111	23	3
O'MALLEY, MARTIN J.	3	.79	2	1	0
CLINTON, HILLARY	234	61.26	213	20	1
HEWES, HENRY	1	.26	1	0	0
Over Votes	0		0	0	0
Under Votes	2		1	0	1
Final Count					
REPUBLICAN PARTY					

Run Date:03/29/16 02:48 PM

Report EL30A Page 0121-03

0121 121

	TOTAL VOTES	%	EARLY	POLLS	PROV
REPUBLICAN PARTY CANDIDATES FOR PRESIDENT CD-2					
CONGRESSIONAL DISTRICT 2					
(VOTE FOR) 1					
SANTORUM, RICK.	1	.20	1	0	0
COOK, TIM	0		0	0	0
PAUL, RAND	2	.40	2	0	0
RUBIO, MARCO	67	13.29	66	1	0
GRAHAM, LINDSEY	1	.20	1	0	0
KASICH, JOHN R.	67	13.29	58	8	1
BUSH, JEB	8	1.59	7	1	0
TRUMP, DONALD J.	253	50.20	194	54	5
FIORINA, CARLY.	2	.40	2	0	0
PATAKI, GEORGE E.	0		0	0	0
CRUZ, TED	94	18.65	57	36	1
HUCKABEE, MIKE.	2	.40	2	0	0
CHRISTIE, CHRIS	0		0	0	0
CARSON, BEN.	7	1.39	7	0	0
Over Votes	0		0	0	0
Under Votes	2		1	1	0
Final Count					
GREEN PARTY					

Run Date:03/29/16 02:48 PM

Report EL30A Page 0121-04

0121 121

	TOTAL VOTES	%	EARLY	POLLS	PROV
GREEN PARTY CANDIDATES FOR PRESIDENT CD-2					
STATCONGRESSIONAL DISTRICT 2					
(VOTE FOR) 1					
MESPLAY, KENT	0		0	0	0
STEIN, JILL.	3	100.00	3	0	0
Over Votes	0		0	0	0
Under Votes	0		0	0	0
Final Count					
STATISTICS					

Run Date:03/29/16 02:48 PM

Report EL30A Page 0122-01

0122 122

	TOTAL VOTES	%	EARLY	POLLS	PROV
REGISTERED VOTERS - TOTAL	0				
REGISTERED VOTERS - DEMOCRATIC PARTY	0				
REGISTERED VOTERS - REPUBLICAN PARTY	0				
REGISTERED VOTERS - GREEN PARTY	0				
BALLOTS CAST - TOTAL.	0		0	0	0
BALLOTS CAST - NONPARTISAN.	0		0	0	0
BALLOTS CAST - DEMOCRATIC PARTY	0		0	0	0
BALLOTS CAST - REPUBLICAN PARTY	0		0	0	0
BALLOTS CAST - GREEN PARTY.	0		0	0	0
BALLOTS CAST - BLANK.	0		0	0	0
Final Count					
DEMOCRATIC PARTY					

Run Date:03/29/16 02:48 PM

Report EL30A Page 0122-02

0122 122

	TOTAL VOTES	%	EARLY	POLLS	PROV
DEMOCRATIC PARTY CANDIDATES FOR PRESIDENT CD-2					
CONGRESSIONAL DISTRICT 2					
(VOTE FOR) 1					
DE LA FUENTE, ROQUE "ROCKY"	0		0	0	0
STEINBERG, MICHAEL	0		0	0	0
SANDERS, BERNIE	0		0	0	0
O'MALLEY, MARTIN J.	0		0	0	0
CLINTON, HILLARY	0		0	0	0
HEWES, HENRY	0		0	0	0
Over Votes	0		0	0	0

Under Votes 0
 Final Count
 REPUBLICAN PARTY

Run Date:03/29/16 02:48 PM

Report EL30A Page 0122-03

0122 122

	TOTAL VOTES	%	EARLY	POLLS	PROV
REPUBLICAN PARTY CANDIDATES FOR PRESIDENT CD-2 CONGRESSIONAL DISTRICT 2 (VOTE FOR) 1					
SANTORUM, RICK.	0		0	0	0
COOK, TIM	0		0	0	0
PAUL, RAND	0		0	0	0
RUBIO, MARCO	0		0	0	0
GRAHAM, LINDSEY	0		0	0	0
KASICH, JOHN R.	0		0	0	0
BUSH, JEB	0		0	0	0
TRUMP, DONALD J.	0		0	0	0
FIORINA, CARLY.	0		0	0	0
PATAKI, GEORGE E..	0		0	0	0
CRUZ, TED	0		0	0	0
HUCKABEE, MIKE.	0		0	0	0
CHRISTIE, CHRIS	0		0	0	0
CARSON, BEN.	0		0	0	0
Over Votes	0		0	0	0
Under Votes	0		0	0	0
Final Count GREEN PARTY					

Run Date:03/29/16 02:48 PM

Report EL30A Page 0122-04

0122 122

	TOTAL VOTES	%	EARLY	POLLS	PROV
GREEN PARTY CANDIDATES FOR PRESIDENT CD-2 STATCONGRESSIONAL DISTRICT 2 (VOTE FOR) 1					
MESPLAY, KENT	0		0	0	0
STEIN, JILL.	0		0	0	0
Over Votes	0		0	0	0
Under Votes	0		0	0	0
Final Count STATISTICS					

Run Date:03/29/16 02:48 PM

Report EL30A Page 0123-01

0123 123

	TOTAL VOTES	%	EARLY	POLLS	PROV
REGISTERED VOTERS - TOTAL	0				
REGISTERED VOTERS - DEMOCRATIC PARTY	0				
REGISTERED VOTERS - REPUBLICAN PARTY	0				
REGISTERED VOTERS - GREEN PARTY	0				
BALLOTS CAST - TOTAL.	0		0	0	0
BALLOTS CAST - NONPARTISAN.	0		0	0	0
BALLOTS CAST - DEMOCRATIC PARTY	0		0	0	0
BALLOTS CAST - REPUBLICAN PARTY	0		0	0	0
BALLOTS CAST - GREEN PARTY.	0		0	0	0
BALLOTS CAST - BLANK.	0		0	0	0
Final Count DEMOCRATIC PARTY					

Run Date:03/29/16 02:48 PM

Report EL30A Page 0123-02

0123 123

	TOTAL VOTES	%	EARLY	POLLS	PROV
DEMOCRATIC PARTY CANDIDATES FOR PRESIDENT CD-2 CONGRESSIONAL DISTRICT 2 (VOTE FOR) 1					
DE LA FUENTE, ROQUE "ROCKY"	0		0	0	0
STEINBERG, MICHAEL	0		0	0	0
SANDERS, BERNIE	0		0	0	0
O'MALLEY, MARTIN J.	0		0	0	0
CLINTON, HILLARY	0		0	0	0
HEWES, HENRY	0		0	0	0
Over Votes	0		0	0	0
Under Votes	0		0	0	0
Final Count REPUBLICAN PARTY					

Run Date:03/29/16 02:48 PM

Report EL30A Page 0123-03

0123 123

	TOTAL VOTES	%	EARLY	POLLS	PROV
REPUBLICAN PARTY CANDIDATES FOR PRESIDENT CD-2 CONGRESSIONAL DISTRICT 2 (VOTE FOR) 1					
SANTORUM, RICK.	0		0	0	0
COOK, TIM	0		0	0	0
PAUL, RAND	0		0	0	0
RUBIO, MARCO	0		0	0	0
GRAHAM, LINDSEY	0		0	0	0
KASICH, JOHN R.	0		0	0	0
BUSH, JEB	0		0	0	0
TRUMP, DONALD J.	0		0	0	0
FIORINA, CARLY.	0		0	0	0

PATAKI, GEORGE E..	0	0	0	0
CRUZ, TED	0	0	0	0
HUCKABEE, MIKE.	0	0	0	0
CHRISTIE, CHRIS	0	0	0	0
CARSON, BEN.	0	0	0	0
Over Votes	0	0	0	0
Under Votes	0	0	0	0

Final Count
GREEN PARTY

Run Date:03/29/16 02:48 PM

Report EL30A Page 0123-04

0123 123

TOTAL VOTES % EARLY POLLS PROV

GREEN PARTY CANDIDATES FOR PRESIDENT CD-2
STATCONGRESSIONAL DISTRICT 2
(VOTE FOR) 1

MESPLAY, KENT	0	0	0	0
STEIN, JILL.	0	0	0	0
Over Votes	0	0	0	0
Under Votes	0	0	0	0

Final Count
STATISTICS

Run Date:03/29/16 02:48 PM

Report EL30A Page 0124-01

0124 124

TOTAL VOTES % EARLY POLLS PROV

REGISTERED VOTERS - TOTAL	0			
REGISTERED VOTERS - DEMOCRATIC PARTY	0			
REGISTERED VOTERS - REPUBLICAN PARTY	0			
REGISTERED VOTERS - GREEN PARTY	0			
BALLOTS CAST - TOTAL.	0	0	0	0
BALLOTS CAST - NONPARTISAN.	0	0	0	0
BALLOTS CAST - DEMOCRATIC PARTY	0	0	0	0
BALLOTS CAST - REPUBLICAN PARTY	0	0	0	0
BALLOTS CAST - GREEN PARTY.	0	0	0	0
BALLOTS CAST - BLANK.	0	0	0	0

Final Count
DEMOCRATIC PARTY

Run Date:03/29/16 02:48 PM

Report EL30A Page 0124-02

0124 124

TOTAL VOTES % EARLY POLLS PROV

DEMOCRATIC PARTY CANDIDATES FOR PRESIDENT CD-2
CONGRESSIONAL DISTRICT 2
(VOTE FOR) 1

DE LA FUENTE, ROQUE "ROCKY"	0	0	0	0
STEINBERG, MICHAEL	0	0	0	0
SANDERS, BERNIE	0	0	0	0
O'MALLEY, MARTIN J.	0	0	0	0
CLINTON, HILLARY	0	0	0	0
HEWES, HENRY	0	0	0	0
Over Votes	0	0	0	0
Under Votes	0	0	0	0

Final Count
REPUBLICAN PARTY

Run Date:03/29/16 02:48 PM

Report EL30A Page 0124-03

0124 124

TOTAL VOTES % EARLY POLLS PROV

REPUBLICAN PARTY CANDIDATES FOR PRESIDENT CD-2
CONGRESSIONAL DISTRICT 2
(VOTE FOR) 1

SANTORUM, RICK.	0	0	0	0
COOK, TIM	0	0	0	0
PAUL, RAND	0	0	0	0
RUBIO, MARCO	0	0	0	0
GRAHAM, LINDSEY	0	0	0	0
KASICH, JOHN R.	0	0	0	0
BUSH, JEB	0	0	0	0
TRUMP, DONALD J.	0	0	0	0
FIORINA, CARLY.	0	0	0	0
PATAKI, GEORGE E..	0	0	0	0
CRUZ, TED	0	0	0	0
HUCKABEE, MIKE.	0	0	0	0
CHRISTIE, CHRIS	0	0	0	0
CARSON, BEN.	0	0	0	0
Over Votes	0	0	0	0
Under Votes	0	0	0	0

Final Count
GREEN PARTY

Run Date:03/29/16 02:48 PM

Report EL30A Page 0124-04

0124 124

TOTAL VOTES % EARLY POLLS PROV

GREEN PARTY CANDIDATES FOR PRESIDENT CD-2
STATCONGRESSIONAL DISTRICT 2
(VOTE FOR) 1

MESPLAY, KENT	0	0	0	0
STEIN, JILL.	0	0	0	0
Over Votes	0	0	0	0

Under Votes 0 0 0 0
 Final Count
 STATISTICS

Run Date:03/29/16 02:48 PM

Report EL30A Page 0125-01

0125 125

	TOTAL VOTES	%	EARLY	POLLS	PROV
REGISTERED VOTERS - TOTAL	2,493				
REGISTERED VOTERS - DEMOCRATIC PARTY	1,430	57.36			
REGISTERED VOTERS - REPUBLICAN PARTY	1,053	42.24			
REGISTERED VOTERS - GREEN PARTY	10	.40			
BALLOTS CAST - TOTAL	1,604		1,263	280	61
BALLOTS CAST - NONPARTISAN	0		0	0	0
BALLOTS CAST - DEMOCRATIC PARTY	965	60.16	792	139	34
BALLOTS CAST - REPUBLICAN PARTY	637	39.71	470	140	27
BALLOTS CAST - GREEN PARTY	2	.12	1	1	0
BALLOTS CAST - BLANK	4	.25	2	0	2
VOTER TURNOUT - TOTAL		64.34			
VOTER TURNOUT - DEMOCRATIC PARTY		67.48			
VOTER TURNOUT - REPUBLICAN PARTY		60.49			
VOTER TURNOUT - GREEN PARTY		20.00			
VOTER TURNOUT - BLANK16			

Final Count
 DEMOCRATIC PARTY

Run Date:03/29/16 02:48 PM

Report EL30A Page 0125-02

0125 125

	TOTAL VOTES	%	EARLY	POLLS	PROV
DEMOCRATIC PARTY CANDIDATES FOR PRESIDENT CD-2 CONGRESSIONAL DISTRICT 2 (VOTE FOR) 1					
DE LA FUENTE, ROQUE "ROCKY"	0		0	0	0
STEINBERG, MICHAEL	3	.31	3	0	0
SANDERS, BERNIE	447	46.42	338	84	25
O'MALLEY, MARTIN J.	5	.52	5	0	0
CLINTON, HILLARY	507	52.65	444	55	8
HEWES, HENRY	1	.10	1	0	0
Over Votes	0		0	0	0
Under Votes	2		1	0	1

Final Count
 REPUBLICAN PARTY

Run Date:03/29/16 02:48 PM

Report EL30A Page 0125-03

0125 125

	TOTAL VOTES	%	EARLY	POLLS	PROV
REPUBLICAN PARTY CANDIDATES FOR PRESIDENT CD-2 CONGRESSIONAL DISTRICT 2 (VOTE FOR) 1					
SANTORUM, RICK.	2	.31	1	1	0
COOK, TIM	1	.16	1	0	0
PAUL, RAND	3	.47	2	1	0
RUBIO, MARCO	82	12.91	80	1	1
GRAHAM, LINDSEY	0		0	0	0
KASICH, JOHN R.	90	14.17	67	16	7
BUSH, JEB	4	.63	4	0	0
TRUMP, DONALD J.	278	43.78	191	78	9
FIORINA, CARLY.	1	.16	1	0	0
PATAKI, GEORGE E.	0		0	0	0
CRUZ, TED	158	24.88	109	41	8
HUCKABEE, MIKE.	2	.31	1	0	1
CHRISTIE, CHRIS	1	.16	1	0	0
CARSON, BEN.	13	2.05	11	2	0
Over Votes	0		0	0	0
Under Votes	2		1	0	1

Final Count
 GREEN PARTY

Run Date:03/29/16 02:48 PM

Report EL30A Page 0125-04

0125 125

	TOTAL VOTES	%	EARLY	POLLS	PROV
GREEN PARTY CANDIDATES FOR PRESIDENT CD-2 STATCONGRESSIONAL DISTRICT 2 (VOTE FOR) 1					
MESPLAY, KENT	0		0	0	0
STEIN, JILL.	2	100.00	1	1	0
Over Votes	0		0	0	0
Under Votes	0		0	0	0

Final Count
 STATISTICS

Run Date:03/29/16 02:48 PM

Report EL30A Page 0126-01

0126 126

	TOTAL VOTES	%	EARLY	POLLS	PROV
REGISTERED VOTERS - TOTAL	0				
REGISTERED VOTERS - DEMOCRATIC PARTY	0				
REGISTERED VOTERS - REPUBLICAN PARTY	0				
REGISTERED VOTERS - GREEN PARTY	0				
BALLOTS CAST - TOTAL	0		0	0	0
BALLOTS CAST - NONPARTISAN	0		0	0	0
BALLOTS CAST - DEMOCRATIC PARTY	0		0	0	0

BALLOTS CAST - REPUBLICAN PARTY 0 0 0 0
 BALLOTS CAST - GREEN PARTY. 0 0 0 0
 BALLOTS CAST - BLANK. 0 0 0 0
 Final Count
 DEMOCRATIC PARTY

Run Date:03/29/16 02:48 PM

Report EL30A Page 0126-02

0126 126

	TOTAL VOTES	%	EARLY	POLLS	PROV
DEMOCRATIC PARTY CANDIDATES FOR PRESIDENT CD-2 CONGRESSIONAL DISTRICT 2 (VOTE FOR) 1					
DE LA FUENTE, ROQUE "ROCKY"	0		0	0	0
STEINBERG, MICHAEL	0		0	0	0
SANDERS, BERNIE	0		0	0	0
O'MALLEY, MARTIN J.	0		0	0	0
CLINTON, HILLARY	0		0	0	0
HEWES, HENRY	0		0	0	0
Over Votes	0		0	0	0
Under Votes	0		0	0	0
Final Count REPUBLICAN PARTY					

Run Date:03/29/16 02:48 PM

Report EL30A Page 0126-03

0126 126

	TOTAL VOTES	%	EARLY	POLLS	PROV
REPUBLICAN PARTY CANDIDATES FOR PRESIDENT CD-2 CONGRESSIONAL DISTRICT 2 (VOTE FOR) 1					
SANTORUM, RICK.	0		0	0	0
COOK, TIM	0		0	0	0
PAUL, RAND	0		0	0	0
RUBIO, MARCO	0		0	0	0
GRAHAM, LINDSEY	0		0	0	0
KASICH, JOHN R.	0		0	0	0
BUSH, JEB	0		0	0	0
TRUMP, DONALD J.	0		0	0	0
FIORINA, CARLY.	0		0	0	0
PATAKI, GEORGE E.	0		0	0	0
CRUZ, TED	0		0	0	0
HUCKABEE, MIKE.	0		0	0	0
CHRISTIE, CHRIS	0		0	0	0
CARSON, BEN.	0		0	0	0
Over Votes	0		0	0	0
Under Votes	0		0	0	0
Final Count GREEN PARTY					

Run Date:03/29/16 02:48 PM

Report EL30A Page 0126-04

0126 126

	TOTAL VOTES	%	EARLY	POLLS	PROV
GREEN PARTY CANDIDATES FOR PRESIDENT CD-2 STATCONGRESSIONAL DISTRICT 2 (VOTE FOR) 1					
MESPLAY, KENT	0		0	0	0
STEIN, JILL.	0		0	0	0
Over Votes	0		0	0	0
Under Votes	0		0	0	0
Final Count STATISTICS					

Run Date:03/29/16 02:48 PM

Report EL30A Page 0127-01

0127 127

	TOTAL VOTES	%	EARLY	POLLS	PROV
REGISTERED VOTERS - TOTAL	14				
REGISTERED VOTERS - DEMOCRATIC PARTY	6	42.86			
REGISTERED VOTERS - REPUBLICAN PARTY	8	57.14			
REGISTERED VOTERS - GREEN PARTY	0				
BALLOTS CAST - TOTAL.	10		10	0	0
BALLOTS CAST - NONPARTISAN.	0		0	0	0
BALLOTS CAST - DEMOCRATIC PARTY	5	50.00	5	0	0
BALLOTS CAST - REPUBLICAN PARTY	5	50.00	5	0	0
BALLOTS CAST - GREEN PARTY.	0		0	0	0
BALLOTS CAST - BLANK.	0		0	0	0
VOTER TURNOUT - TOTAL		71.43			
VOTER TURNOUT - DEMOCRATIC PARTY.		83.33			
VOTER TURNOUT - REPUBLICAN PARTY.		62.50			
VOTER TURNOUT - BLANK					
Final Count DEMOCRATIC PARTY					

Run Date:03/29/16 02:48 PM

Report EL30A Page 0127-02

0127 127

	TOTAL VOTES	%	EARLY	POLLS	PROV
DEMOCRATIC PARTY CANDIDATES FOR PRESIDENT CD-2 CONGRESSIONAL DISTRICT 2 (VOTE FOR) 1					
DE LA FUENTE, ROQUE "ROCKY"	0		0	0	0
STEINBERG, MICHAEL	0		0	0	0
SANDERS, BERNIE	4	80.00	4	0	0

O'MALLEY, MARTIN J.	0		0	0	0
CLINTON, HILLARY	1	20.00	1	0	0
HEWES, HENRY	0		0	0	0
Over Votes	0		0	0	0
Under Votes	0		0	0	0
	Final Count				
	REPUBLICAN PARTY				

Run Date:03/29/16 02:48 PM

Report EL30A Page 0127-03

0127 127

	TOTAL VOTES	%	EARLY	POLLS	PROV
REPUBLICAN PARTY CANDIDATES FOR PRESIDENT CD-2					
CONGRESSIONAL DISTRICT 2					
(VOTE FOR) 1					
SANTORUM, RICK.	0		0	0	0
COOK, TIM	0		0	0	0
PAUL, RAND	0		0	0	0
RUBIO, MARCO	0		0	0	0
GRAHAM, LINDSEY	0		0	0	0
KASICH, JOHN R.	2	40.00	2	0	0
BUSH, JEB	0		0	0	0
TRUMP, DONALD J.	0		0	0	0
FIORINA, CARLY.	0		0	0	0
PATAKI, GEORGE E.	0		0	0	0
CRUZ, TED	3	60.00	3	0	0
HUCKABEE, MIKE.	0		0	0	0
CHRISTIE, CHRIS	0		0	0	0
CARSON, BEN.	0		0	0	0
Over Votes	0		0	0	0
Under Votes	0		0	0	0
	Final Count				
	GREEN PARTY				

Run Date:03/29/16 02:48 PM

Report EL30A Page 0127-04

0127 127

	TOTAL VOTES	%	EARLY	POLLS	PROV
GREEN PARTY CANDIDATES FOR PRESIDENT CD-2					
STATCONGRESSIONAL DISTRICT 2					
(VOTE FOR) 1					
MESPLAY, KENT	0		0	0	0
STEIN, JILL.	0		0	0	0
Over Votes	0		0	0	0
Under Votes	0		0	0	0
	Final Count				
	STATISTICS				

Run Date:03/29/16 02:48 PM

Report EL30A Page 0128-01

0128 128

	TOTAL VOTES	%	EARLY	POLLS	PROV
REGISTERED VOTERS - TOTAL	3,568				
REGISTERED VOTERS - DEMOCRATIC PARTY	1,376	38.57			
REGISTERED VOTERS - REPUBLICAN PARTY	2,190	61.38			
REGISTERED VOTERS - GREEN PARTY	2	.06			
BALLOTS CAST - TOTAL.	2,907		2,519	363	25
BALLOTS CAST - NONPARTISAN.	0		0	0	0
BALLOTS CAST - DEMOCRATIC PARTY	1,138	39.15	1,039	91	8
BALLOTS CAST - REPUBLICAN PARTY	1,769	60.85	1,480	272	17
BALLOTS CAST - GREEN PARTY.	0		0	0	0
BALLOTS CAST - BLANK.	5	.17	4	1	0
VOTER TURNOUT - TOTAL		81.47			
VOTER TURNOUT - DEMOCRATIC PARTY.		82.70			
VOTER TURNOUT - REPUBLICAN PARTY.		80.78			
VOTER TURNOUT - GREEN PARTY					
VOTER TURNOUT - BLANK14			
	Final Count				
	DEMOCRATIC PARTY				

Run Date:03/29/16 02:48 PM

Report EL30A Page 0128-02

0128 128

	TOTAL VOTES	%	EARLY	POLLS	PROV
DEMOCRATIC PARTY CANDIDATES FOR PRESIDENT CD-2					
CONGRESSIONAL DISTRICT 2					
(VOTE FOR) 1					
DE LA FUENTE, ROQUE "ROCKY"	3	.26	3	0	0
STEINBERG, MICHAEL	6	.53	5	1	0
SANDERS, BERNIE	311	27.45	276	31	4
O'MALLEY, MARTIN J.	15	1.32	14	1	0
CLINTON, HILLARY	795	70.17	734	57	4
HEWES, HENRY	3	.26	3	0	0
Over Votes	2		2	0	0
Under Votes	3		2	1	0
	Final Count				
	REPUBLICAN PARTY				

Run Date:03/29/16 02:48 PM

Report EL30A Page 0128-03

0128 128

	TOTAL VOTES	%	EARLY	POLLS	PROV
REPUBLICAN PARTY CANDIDATES FOR PRESIDENT CD-2					
CONGRESSIONAL DISTRICT 2					
(VOTE FOR) 1					

SANTORUM, RICK.	2	.11	2	0	0
COOK, TIM	0		0	0	0
PAUL, RAND	3	.17	2	1	0
RUBIO, MARCO	310	17.56	307	3	0
GRAHAM, LINDSEY	1	.06	1	0	0
KASICH, JOHN R.	278	15.75	228	45	5
BUSH, JEB	9	.51	9	0	0
TRUMP, DONALD J.	784	44.42	640	135	9
FIORINA, CARLY.	9	.51	9	0	0
PATAKI, GEORGE E..	2	.11	1	1	0
CRUZ, TED	331	18.75	241	87	3
HUCKABEE, MIKE.	2	.11	2	0	0
CHRISTIE, CHRIS	2	.11	2	0	0
CARSON, BEN.	32	1.81	32	0	0
Over Votes	2		2	0	0
Under Votes	2		2	0	0

Final Count
GREEN PARTY

Run Date:03/29/16 02:48 PM

Report EL30A Page 0128-04

0128 128

TOTAL VOTES % EARLY POLLS PROV

GREEN PARTY CANDIDATES FOR PRESIDENT CD-2

STATCONGRESSIONAL DISTRICT 2

(VOTE FOR) 1

MESPLAY, KENT	0		0	0	0
STEIN, JILL	0		0	0	0
Over Votes	0		0	0	0
Under Votes	0		0	0	0

Final Count
STATISTICS

Run Date:03/29/16 02:48 PM

Report EL30A Page 0129-01

0129 129

TOTAL VOTES % EARLY POLLS PROV

REGISTERED VOTERS - TOTAL	0				
REGISTERED VOTERS - DEMOCRATIC PARTY	0				
REGISTERED VOTERS - REPUBLICAN PARTY	0				
REGISTERED VOTERS - GREEN PARTY	0				
BALLOTS CAST - TOTAL	0		0	0	0
BALLOTS CAST - NONPARTISAN	0		0	0	0
BALLOTS CAST - DEMOCRATIC PARTY	0		0	0	0
BALLOTS CAST - REPUBLICAN PARTY	0		0	0	0
BALLOTS CAST - GREEN PARTY	0		0	0	0
BALLOTS CAST - BLANK	0		0	0	0

Final Count
DEMOCRATIC PARTY

Run Date:03/29/16 02:48 PM

Report EL30A Page 0129-02

0129 129

TOTAL VOTES % EARLY POLLS PROV

DEMOCRATIC PARTY CANDIDATES FOR PRESIDENT CD-2

CONGRESSIONAL DISTRICT 2

(VOTE FOR) 1

DE LA FUENTE, ROQUE "ROCKY"	0		0	0	0
STEINBERG, MICHAEL	0		0	0	0
SANDERS, BERNIE	0		0	0	0
O'MALLEY, MARTIN J.	0		0	0	0
CLINTON, HILLARY	0		0	0	0
HEWES, HENRY	0		0	0	0
Over Votes	0		0	0	0
Under Votes	0		0	0	0

Final Count
REPUBLICAN PARTY

Run Date:03/29/16 02:48 PM

Report EL30A Page 0129-03

0129 129

TOTAL VOTES % EARLY POLLS PROV

REPUBLICAN PARTY CANDIDATES FOR PRESIDENT CD-2

CONGRESSIONAL DISTRICT 2

(VOTE FOR) 1

SANTORUM, RICK.	0		0	0	0
COOK, TIM	0		0	0	0
PAUL, RAND	0		0	0	0
RUBIO, MARCO	0		0	0	0
GRAHAM, LINDSEY	0		0	0	0
KASICH, JOHN R.	0		0	0	0
BUSH, JEB	0		0	0	0
TRUMP, DONALD J.	0		0	0	0
FIORINA, CARLY.	0		0	0	0
PATAKI, GEORGE E..	0		0	0	0
CRUZ, TED	0		0	0	0
HUCKABEE, MIKE.	0		0	0	0
CHRISTIE, CHRIS	0		0	0	0
CARSON, BEN.	0		0	0	0
Over Votes	0		0	0	0
Under Votes	0		0	0	0

Final Count
GREEN PARTY

Run Date:03/29/16 02:48 PM

Report EL30A Page 0129-04

0129 129

	TOTAL VOTES	%	EARLY	POLLS	PROV
GREEN PARTY CANDIDATES FOR PRESIDENT CD-2 STATCONGRESSIONAL DISTRICT 2 (VOTE FOR) 1					
MESPLAY, KENT	0		0	0	0
STEIN, JILL.	0		0	0	0
Over Votes	0		0	0	0
Under Votes	0		0	0	0
Final Count STATISTICS					

Run Date:03/29/16 02:48 PM

Report EL30A Page 0130-01

0130 130

	TOTAL VOTES	%	EARLY	POLLS	PROV
REGISTERED VOTERS - TOTAL					
REGISTERED VOTERS - DEMOCRATIC PARTY	0				
REGISTERED VOTERS - REPUBLICAN PARTY	0				
REGISTERED VOTERS - GREEN PARTY	0				
BALLOTS CAST - TOTAL.	0		0	0	0
BALLOTS CAST - NONPARTISAN.	0		0	0	0
BALLOTS CAST - DEMOCRATIC PARTY	0		0	0	0
BALLOTS CAST - REPUBLICAN PARTY	0		0	0	0
BALLOTS CAST - GREEN PARTY.	0		0	0	0
BALLOTS CAST - BLANK.	0		0	0	0
Final Count DEMOCRATIC PARTY					

Run Date:03/29/16 02:48 PM

Report EL30A Page 0130-02

0130 130

	TOTAL VOTES	%	EARLY	POLLS	PROV
DEMOCRATIC PARTY CANDIDATES FOR PRESIDENT CD-2 CONGRESSIONAL DISTRICT 2 (VOTE FOR) 1					
DE LA FUENTE, ROQUE "ROCKY"	0		0	0	0
STEINBERG, MICHAEL	0		0	0	0
SANDERS, BERNIE	0		0	0	0
O'MALLEY, MARTIN J.	0		0	0	0
CLINTON, HILLARY	0		0	0	0
HEWES, HENRY	0		0	0	0
Over Votes	0		0	0	0
Under Votes	0		0	0	0
Final Count REPUBLICAN PARTY					

Run Date:03/29/16 02:48 PM

Report EL30A Page 0130-03

0130 130

	TOTAL VOTES	%	EARLY	POLLS	PROV
REPUBLICAN PARTY CANDIDATES FOR PRESIDENT CD-2 CONGRESSIONAL DISTRICT 2 (VOTE FOR) 1					
SANTORUM, RICK.	0		0	0	0
COOK, TIM	0		0	0	0
PAUL, RAND	0		0	0	0
RUBIO, MARCO	0		0	0	0
GRAHAM, LINDSEY	0		0	0	0
KASICH, JOHN R.	0		0	0	0
BUSH, JEB	0		0	0	0
TRUMP, DONALD J.	0		0	0	0
FIORINA, CARLY.	0		0	0	0
PATAKI, GEORGE E..	0		0	0	0
CRUZ, TED	0		0	0	0
HUCKABEE, MIKE.	0		0	0	0
CHRISTIE, CHRIS	0		0	0	0
CARSON, BEN.	0		0	0	0
Over Votes	0		0	0	0
Under Votes	0		0	0	0
Final Count GREEN PARTY					

Run Date:03/29/16 02:48 PM

Report EL30A Page 0130-04

0130 130

	TOTAL VOTES	%	EARLY	POLLS	PROV
GREEN PARTY CANDIDATES FOR PRESIDENT CD-2 STATCONGRESSIONAL DISTRICT 2 (VOTE FOR) 1					
MESPLAY, KENT	0		0	0	0
STEIN, JILL.	0		0	0	0
Over Votes	0		0	0	0
Under Votes	0		0	0	0
Final Count STATISTICS					

Run Date:03/29/16 02:48 PM

Report EL30A Page 0131-01

0131 131

	TOTAL VOTES	%	EARLY	POLLS	PROV
REGISTERED VOTERS - TOTAL					
REGISTERED VOTERS - DEMOCRATIC PARTY	0				
REGISTERED VOTERS - REPUBLICAN PARTY	0				

REGISTERED VOTERS - GREEN PARTY	0			
BALLOTS CAST - TOTAL.	0	0	0	0
BALLOTS CAST - NONPARTISAN.	0	0	0	0
BALLOTS CAST - DEMOCRATIC PARTY	0	0	0	0
BALLOTS CAST - REPUBLICAN PARTY	0	0	0	0
BALLOTS CAST - GREEN PARTY.	0	0	0	0
BALLOTS CAST - BLANK.	0	0	0	0

Final Count
DEMOCRATIC PARTY

Run Date:03/29/16 02:48 PM

Report EL30A Page 0131-02

0131 131

TOTAL VOTES % EARLY POLLS PROV

DEMOCRATIC PARTY CANDIDATES FOR PRESIDENT CD-2
CONGRESSIONAL DISTRICT 2

(VOTE FOR) 1				
DE LA FUENTE, ROQUE "ROCKY"	0	0	0	0
STEINBERG, MICHAEL	0	0	0	0
SANDERS, BERNIE	0	0	0	0
O'MALLEY, MARTIN J.	0	0	0	0
CLINTON, HILLARY	0	0	0	0
HEWES, HENRY	0	0	0	0
Over Votes	0	0	0	0
Under Votes	0	0	0	0

Final Count
REPUBLICAN PARTY

Run Date:03/29/16 02:48 PM

Report EL30A Page 0131-03

0131 131

TOTAL VOTES % EARLY POLLS PROV

REPUBLICAN PARTY CANDIDATES FOR PRESIDENT CD-2
CONGRESSIONAL DISTRICT 2

(VOTE FOR) 1				
SANTORUM, RICK.	0	0	0	0
COOK, TIM	0	0	0	0
PAUL, RAND	0	0	0	0
RUBIO, MARCO	0	0	0	0
GRAHAM, LINDSEY	0	0	0	0
KASICH, JOHN R.	0	0	0	0
BUSH, JEB	0	0	0	0
TRUMP, DONALD J.	0	0	0	0
FIORINA, CARLY.	0	0	0	0
PATAKI, GEORGE E.	0	0	0	0
CRUZ, TED	0	0	0	0
HUCKABEE, MIKE.	0	0	0	0
CHRISTIE, CHRIS	0	0	0	0
CARSON, BEN.	0	0	0	0
Over Votes	0	0	0	0
Under Votes	0	0	0	0

Final Count
GREEN PARTY

Run Date:03/29/16 02:48 PM

Report EL30A Page 0131-04

0131 131

TOTAL VOTES % EARLY POLLS PROV

GREEN PARTY CANDIDATES FOR PRESIDENT CD-2
STATCONGRESSIONAL DISTRICT 2

(VOTE FOR) 1				
MESPLAY, KENT	0	0	0	0
STEIN, JILL.	0	0	0	0
Over Votes	0	0	0	0
Under Votes	0	0	0	0

Final Count
STATISTICS

Run Date:03/29/16 02:48 PM

Report EL30A Page 0132-01

0132 132

TOTAL VOTES % EARLY POLLS PROV

REGISTERED VOTERS - TOTAL	0			
REGISTERED VOTERS - DEMOCRATIC PARTY	0			
REGISTERED VOTERS - REPUBLICAN PARTY	0			
REGISTERED VOTERS - GREEN PARTY	0			
BALLOTS CAST - TOTAL.	0	0	0	0
BALLOTS CAST - NONPARTISAN.	0	0	0	0
BALLOTS CAST - DEMOCRATIC PARTY	0	0	0	0
BALLOTS CAST - REPUBLICAN PARTY	0	0	0	0
BALLOTS CAST - GREEN PARTY.	0	0	0	0
BALLOTS CAST - BLANK.	0	0	0	0

Final Count
DEMOCRATIC PARTY

Run Date:03/29/16 02:48 PM

Report EL30A Page 0132-02

0132 132

TOTAL VOTES % EARLY POLLS PROV

DEMOCRATIC PARTY CANDIDATES FOR PRESIDENT CD-2
CONGRESSIONAL DISTRICT 2

(VOTE FOR) 1				
DE LA FUENTE, ROQUE "ROCKY"	0	0	0	0
STEINBERG, MICHAEL	0	0	0	0
SANDERS, BERNIE	0	0	0	0

O'MALLEY, MARTIN J.	0	0	0	0
CLINTON, HILLARY	0	0	0	0
HEWES, HENRY	0	0	0	0
Over Votes	0	0	0	0
Under Votes	0	0	0	0
Final Count				
REPUBLICAN PARTY				

Run Date:03/29/16 02:48 PM

Report EL30A Page 0132-03

0132 132

	TOTAL VOTES	%	EARLY	POLLS	PROV
REPUBLICAN PARTY CANDIDATES FOR PRESIDENT CD-2					
CONGRESSIONAL DISTRICT 2					
(VOTE FOR) 1					
SANTORUM, RICK.	0		0	0	0
COOK, TIM	0		0	0	0
PAUL, RAND	0		0	0	0
RUBIO, MARCO	0		0	0	0
GRAHAM, LINDSEY	0		0	0	0
KASICH, JOHN R.	0		0	0	0
BUSH, JEB	0		0	0	0
TRUMP, DONALD J.	0		0	0	0
FIORINA, CARLY.	0		0	0	0
PATAKI, GEORGE E.	0		0	0	0
CRUZ, TED	0		0	0	0
HUCKABEE, MIKE.	0		0	0	0
CHRISTIE, CHRIS	0		0	0	0
CARSON, BEN.	0		0	0	0
Over Votes	0		0	0	0
Under Votes	0		0	0	0
Final Count					
GREEN PARTY					

Run Date:03/29/16 02:48 PM

Report EL30A Page 0132-04

0132 132

	TOTAL VOTES	%	EARLY	POLLS	PROV
GREEN PARTY CANDIDATES FOR PRESIDENT CD-2					
STATCONGRESSIONAL DISTRICT 2					
(VOTE FOR) 1					
MESPLAY, KENT	0		0	0	0
STEIN, JILL.	0		0	0	0
Over Votes	0		0	0	0
Under Votes	0		0	0	0
Final Count					
STATISTICS					

Run Date:03/29/16 02:48 PM

Report EL30A Page 0133-01

0133 133

	TOTAL VOTES	%	EARLY	POLLS	PROV
REGISTERED VOTERS - TOTAL	0				
REGISTERED VOTERS - DEMOCRATIC PARTY	0				
REGISTERED VOTERS - REPUBLICAN PARTY	0				
REGISTERED VOTERS - GREEN PARTY	0				
BALLOTS CAST - TOTAL.	0		0	0	0
BALLOTS CAST - NONPARTISAN.	0		0	0	0
BALLOTS CAST - DEMOCRATIC PARTY	0		0	0	0
BALLOTS CAST - REPUBLICAN PARTY	0		0	0	0
BALLOTS CAST - GREEN PARTY.	0		0	0	0
BALLOTS CAST - BLANK.	0		0	0	0
Final Count					
DEMOCRATIC PARTY					

Run Date:03/29/16 02:48 PM

Report EL30A Page 0133-02

0133 133

	TOTAL VOTES	%	EARLY	POLLS	PROV
DEMOCRATIC PARTY CANDIDATES FOR PRESIDENT CD-2					
CONGRESSIONAL DISTRICT 2					
(VOTE FOR) 1					
DE LA FUENTE, ROQUE "ROCKY"	0		0	0	0
STEINBERG, MICHAEL	0		0	0	0
SANDERS, BERNIE	0		0	0	0
O'MALLEY, MARTIN J.	0		0	0	0
CLINTON, HILLARY	0		0	0	0
HEWES, HENRY	0		0	0	0
Over Votes	0		0	0	0
Under Votes	0		0	0	0
Final Count					
REPUBLICAN PARTY					

Run Date:03/29/16 02:48 PM

Report EL30A Page 0133-03

0133 133

	TOTAL VOTES	%	EARLY	POLLS	PROV
REPUBLICAN PARTY CANDIDATES FOR PRESIDENT CD-2					
CONGRESSIONAL DISTRICT 2					
(VOTE FOR) 1					
SANTORUM, RICK.	0		0	0	0
COOK, TIM	0		0	0	0
PAUL, RAND	0		0	0	0
RUBIO, MARCO	0		0	0	0
GRAHAM, LINDSEY	0		0	0	0

KASICH, JOHN R.	0	0	0	0
BUSH, JEB	0	0	0	0
TRUMP, DONALD J.	0	0	0	0
FIORINA, CARLY.	0	0	0	0
PATAKI, GEORGE E.	0	0	0	0
CRUZ, TED	0	0	0	0
HUCKABEE, MIKE.	0	0	0	0
CHRISTIE, CHRIS	0	0	0	0
CARSON, BEN.	0	0	0	0
Over Votes	0	0	0	0
Under Votes	0	0	0	0

Final Count
GREEN PARTY

Run Date:03/29/16 02:48 PM

Report EL30A Page 0133-04

0133 133

TOTAL VOTES % EARLY POLLS PROV

GREEN PARTY CANDIDATES FOR PRESIDENT CD-2

STATCONGRESSIONAL DISTRICT 2

(VOTE FOR) 1

MESPLAY, KENT	0	0	0	0
STEIN, JILL	0	0	0	0
Over Votes	0	0	0	0
Under Votes	0	0	0	0

Final Count
STATISTICS

Run Date:03/29/16 02:48 PM

Report EL30A Page 0134-01

0134 134

TOTAL VOTES % EARLY POLLS PROV

REGISTERED VOTERS - TOTAL	289			
REGISTERED VOTERS - DEMOCRATIC PARTY	121	41.87		
REGISTERED VOTERS - REPUBLICAN PARTY	164	56.75		
REGISTERED VOTERS - GREEN PARTY	4	1.38		
BALLOTS CAST - TOTAL	105		105	0
BALLOTS CAST - NONPARTISAN	0		0	0
BALLOTS CAST - DEMOCRATIC PARTY	41	39.05	41	0
BALLOTS CAST - REPUBLICAN PARTY	63	60.00	63	0
BALLOTS CAST - GREEN PARTY	1	.95	1	0
BALLOTS CAST - BLANK	0		0	0
VOTER TURNOUT - TOTAL		36.33		
VOTER TURNOUT - DEMOCRATIC PARTY		33.88		
VOTER TURNOUT - REPUBLICAN PARTY		38.41		
VOTER TURNOUT - GREEN PARTY		25.00		
VOTER TURNOUT - BLANK				

Final Count
DEMOCRATIC PARTY

Run Date:03/29/16 02:48 PM

Report EL30A Page 0134-02

0134 134

TOTAL VOTES % EARLY POLLS PROV

DEMOCRATIC PARTY CANDIDATES FOR PRESIDENT CD-2

CONGRESSIONAL DISTRICT 2

(VOTE FOR) 1

DE LA FUENTE, ROQUE "ROCKY"	0		0	0
STEINBERG, MICHAEL	0		0	0
SANDERS, BERNIE	30	73.17	30	0
O'MALLEY, MARTIN J.	0		0	0
CLINTON, HILLARY	11	26.83	11	0
HEWES, HENRY	0		0	0
Over Votes	0		0	0
Under Votes	0		0	0

Final Count
REPUBLICAN PARTY

Run Date:03/29/16 02:48 PM

Report EL30A Page 0134-03

0134 134

TOTAL VOTES % EARLY POLLS PROV

REPUBLICAN PARTY CANDIDATES FOR PRESIDENT CD-2

CONGRESSIONAL DISTRICT 2

(VOTE FOR) 1

SANTORUM, RICK	0		0	0
COOK, TIM	0		0	0
PAUL, RAND	0		0	0
RUBIO, MARCO	11	17.46	11	0
GRAHAM, LINDSEY	0		0	0
KASICH, JOHN R.	6	9.52	6	0
BUSH, JEB	0		0	0
TRUMP, DONALD J.	22	34.92	22	0
FIORINA, CARLY.	0		0	0
PATAKI, GEORGE E.	0		0	0
CRUZ, TED	20	31.75	20	0
HUCKABEE, MIKE.	1	1.59	1	0
CHRISTIE, CHRIS	0		0	0
CARSON, BEN.	3	4.76	3	0
Over Votes	0		0	0
Under Votes	0		0	0

Final Count
GREEN PARTY

Run Date:03/29/16 02:48 PM

Report EL30A Page 0134-04

0134 134

	TOTAL VOTES	%	EARLY	POLLS	PROV
GREEN PARTY CANDIDATES FOR PRESIDENT CD-2 STATCONGRESSIONAL DISTRICT 2 (VOTE FOR) 1					
MESPLAY, KENT	0		0	0	0
STEIN, JILL	1	100.00	1	0	0
Over Votes	0		0	0	0
Under Votes	0		0	0	0
Final Count STATISTICS					

Run Date:03/29/16 02:48 PM

Report EL30A Page 0135-01

0135 135

	TOTAL VOTES	%	EARLY	POLLS	PROV
REGISTERED VOTERS - TOTAL	0				
REGISTERED VOTERS - DEMOCRATIC PARTY	0				
REGISTERED VOTERS - REPUBLICAN PARTY	0				
REGISTERED VOTERS - GREEN PARTY	0				
BALLOTS CAST - TOTAL	0		0	0	0
BALLOTS CAST - NONPARTISAN	0		0	0	0
BALLOTS CAST - DEMOCRATIC PARTY	0		0	0	0
BALLOTS CAST - REPUBLICAN PARTY	0		0	0	0
BALLOTS CAST - GREEN PARTY	0		0	0	0
BALLOTS CAST - BLANK	0		0	0	0
Final Count DEMOCRATIC PARTY					

Run Date:03/29/16 02:48 PM

Report EL30A Page 0135-02

0135 135

	TOTAL VOTES	%	EARLY	POLLS	PROV
DEMOCRATIC PARTY CANDIDATES FOR PRESIDENT CD-2 CONGRESSIONAL DISTRICT 2 (VOTE FOR) 1					
DE LA FUENTE, ROQUE "ROCKY"	0		0	0	0
STEINBERG, MICHAEL	0		0	0	0
SANDERS, BERNIE	0		0	0	0
O'MALLEY, MARTIN J.	0		0	0	0
CLINTON, HILLARY	0		0	0	0
HEWES, HENRY	0		0	0	0
Over Votes	0		0	0	0
Under Votes	0		0	0	0
Final Count REPUBLICAN PARTY					

Run Date:03/29/16 02:48 PM

Report EL30A Page 0135-03

0135 135

	TOTAL VOTES	%	EARLY	POLLS	PROV
REPUBLICAN PARTY CANDIDATES FOR PRESIDENT CD-2 CONGRESSIONAL DISTRICT 2 (VOTE FOR) 1					
SANTORUM, RICK.	0		0	0	0
COOK, TIM	0		0	0	0
PAUL, RAND	0		0	0	0
RUBIO, MARCO	0		0	0	0
GRAHAM, LINDSEY	0		0	0	0
KASICH, JOHN R.	0		0	0	0
BUSH, JEB	0		0	0	0
TRUMP, DONALD J.	0		0	0	0
FIORINA, CARLY.	0		0	0	0
PATAKI, GEORGE E..	0		0	0	0
CRUZ, TED	0		0	0	0
HUCKABEE, MIKE.	0		0	0	0
CHRISTIE, CHRIS	0		0	0	0
CARSON, BEN.	0		0	0	0
Over Votes	0		0	0	0
Under Votes	0		0	0	0
Final Count GREEN PARTY					

Run Date:03/29/16 02:48 PM

Report EL30A Page 0135-04

0135 135

	TOTAL VOTES	%	EARLY	POLLS	PROV
GREEN PARTY CANDIDATES FOR PRESIDENT CD-2 STATCONGRESSIONAL DISTRICT 2 (VOTE FOR) 1					
MESPLAY, KENT	0		0	0	0
STEIN, JILL.	0		0	0	0
Over Votes	0		0	0	0
Under Votes	0		0	0	0
Final Count STATISTICS					

Run Date:03/29/16 02:48 PM

Report EL30A Page 0136-01

0136 136

	TOTAL VOTES	%	EARLY	POLLS	PROV
REGISTERED VOTERS - TOTAL	0				
REGISTERED VOTERS - DEMOCRATIC PARTY	0				
REGISTERED VOTERS - REPUBLICAN PARTY	0				

REGISTERED VOTERS - GREEN PARTY	0			
BALLOTS CAST - TOTAL.	0	0	0	0
BALLOTS CAST - NONPARTISAN.	0	0	0	0
BALLOTS CAST - DEMOCRATIC PARTY	0	0	0	0
BALLOTS CAST - REPUBLICAN PARTY	0	0	0	0
BALLOTS CAST - GREEN PARTY.	0	0	0	0
BALLOTS CAST - BLANK.	0	0	0	0

Final Count
DEMOCRATIC PARTY

Run Date:03/29/16 02:48 PM

Report EL30A Page 0136-02

0136 136

TOTAL VOTES % EARLY POLLS PROV

DEMOCRATIC PARTY CANDIDATES FOR PRESIDENT CD-2
CONGRESSIONAL DISTRICT 2

(VOTE FOR) 1				
DE LA FUENTE, ROQUE "ROCKY"	0	0	0	0
STEINBERG, MICHAEL	0	0	0	0
SANDERS, BERNIE	0	0	0	0
O'MALLEY, MARTIN J.	0	0	0	0
CLINTON, HILLARY	0	0	0	0
HEWES, HENRY	0	0	0	0
Over Votes	0	0	0	0
Under Votes	0	0	0	0

Final Count
REPUBLICAN PARTY

Run Date:03/29/16 02:48 PM

Report EL30A Page 0136-03

0136 136

TOTAL VOTES % EARLY POLLS PROV

REPUBLICAN PARTY CANDIDATES FOR PRESIDENT CD-2
CONGRESSIONAL DISTRICT 2

(VOTE FOR) 1				
SANTORUM, RICK.	0	0	0	0
COOK, TIM	0	0	0	0
PAUL, RAND	0	0	0	0
RUBIO, MARCO	0	0	0	0
GRAHAM, LINDSEY	0	0	0	0
KASICH, JOHN R.	0	0	0	0
BUSH, JEB	0	0	0	0
TRUMP, DONALD J.	0	0	0	0
FIORINA, CARLY.	0	0	0	0
PATAKI, GEORGE E.	0	0	0	0
CRUZ, TED	0	0	0	0
HUCKABEE, MIKE.	0	0	0	0
CHRISTIE, CHRIS	0	0	0	0
CARSON, BEN.	0	0	0	0
Over Votes	0	0	0	0
Under Votes	0	0	0	0

Final Count
GREEN PARTY

Run Date:03/29/16 02:48 PM

Report EL30A Page 0136-04

0136 136

TOTAL VOTES % EARLY POLLS PROV

GREEN PARTY CANDIDATES FOR PRESIDENT CD-2
STATCONGRESSIONAL DISTRICT 2

(VOTE FOR) 1				
MESPLAY, KENT	0	0	0	0
STEIN, JILL.	0	0	0	0
Over Votes	0	0	0	0
Under Votes	0	0	0	0

Final Count
STATISTICS

Run Date:03/29/16 02:48 PM

Report EL30A Page 0137-01

0137 137

TOTAL VOTES % EARLY POLLS PROV

REGISTERED VOTERS - TOTAL	0			
REGISTERED VOTERS - DEMOCRATIC PARTY	0			
REGISTERED VOTERS - REPUBLICAN PARTY	0			
REGISTERED VOTERS - GREEN PARTY	0			
BALLOTS CAST - TOTAL.	0	0	0	0
BALLOTS CAST - NONPARTISAN.	0	0	0	0
BALLOTS CAST - DEMOCRATIC PARTY	0	0	0	0
BALLOTS CAST - REPUBLICAN PARTY	0	0	0	0
BALLOTS CAST - GREEN PARTY.	0	0	0	0
BALLOTS CAST - BLANK.	0	0	0	0

Final Count
DEMOCRATIC PARTY

Run Date:03/29/16 02:48 PM

Report EL30A Page 0137-02

0137 137

TOTAL VOTES % EARLY POLLS PROV

DEMOCRATIC PARTY CANDIDATES FOR PRESIDENT CD-2
CONGRESSIONAL DISTRICT 2

(VOTE FOR) 1				
DE LA FUENTE, ROQUE "ROCKY"	0	0	0	0
STEINBERG, MICHAEL	0	0	0	0
SANDERS, BERNIE	0	0	0	0

O'MALLEY, MARTIN J.	0	0	0	0
CLINTON, HILLARY	0	0	0	0
HEWES, HENRY	0	0	0	0
Over Votes	0	0	0	0
Under Votes	0	0	0	0
Final Count				
REPUBLICAN PARTY				

Run Date:03/29/16 02:48 PM

Report EL30A Page 0137-03

0137 137

	TOTAL VOTES	%	EARLY	POLLS	PROV
REPUBLICAN PARTY CANDIDATES FOR PRESIDENT CD-2					
CONGRESSIONAL DISTRICT 2					
(VOTE FOR) 1					
SANTORUM, RICK.	0		0	0	0
COOK, TIM	0		0	0	0
PAUL, RAND	0		0	0	0
RUBIO, MARCO	0		0	0	0
GRAHAM, LINDSEY	0		0	0	0
KASICH, JOHN R.	0		0	0	0
BUSH, JEB	0		0	0	0
TRUMP, DONALD J.	0		0	0	0
FIORINA, CARLY.	0		0	0	0
PATAKI, GEORGE E.	0		0	0	0
CRUZ, TED	0		0	0	0
HUCKABEE, MIKE.	0		0	0	0
CHRISTIE, CHRIS	0		0	0	0
CARSON, BEN.	0		0	0	0
Over Votes	0		0	0	0
Under Votes	0		0	0	0
Final Count					
GREEN PARTY					

Run Date:03/29/16 02:48 PM

Report EL30A Page 0137-04

0137 137

	TOTAL VOTES	%	EARLY	POLLS	PROV
GREEN PARTY CANDIDATES FOR PRESIDENT CD-2					
STATCONGRESSIONAL DISTRICT 2					
(VOTE FOR) 1					
MESPLAY, KENT	0		0	0	0
STEIN, JILL.	0		0	0	0
Over Votes	0		0	0	0
Under Votes	0		0	0	0
Final Count					
STATISTICS					

Run Date:03/29/16 02:48 PM

Report EL30A Page 0138-01

0138 138

	TOTAL VOTES	%	EARLY	POLLS	PROV
REGISTERED VOTERS - TOTAL	0				
REGISTERED VOTERS - DEMOCRATIC PARTY	0				
REGISTERED VOTERS - REPUBLICAN PARTY	0				
REGISTERED VOTERS - GREEN PARTY	0				
BALLOTS CAST - TOTAL.	0		0	0	0
BALLOTS CAST - NONPARTISAN.	0		0	0	0
BALLOTS CAST - DEMOCRATIC PARTY	0		0	0	0
BALLOTS CAST - REPUBLICAN PARTY	0		0	0	0
BALLOTS CAST - GREEN PARTY.	0		0	0	0
BALLOTS CAST - BLANK.	0		0	0	0
Final Count					
DEMOCRATIC PARTY					

Run Date:03/29/16 02:48 PM

Report EL30A Page 0138-02

0138 138

	TOTAL VOTES	%	EARLY	POLLS	PROV
DEMOCRATIC PARTY CANDIDATES FOR PRESIDENT CD-2					
CONGRESSIONAL DISTRICT 2					
(VOTE FOR) 1					
DE LA FUENTE, ROQUE "ROCKY"	0		0	0	0
STEINBERG, MICHAEL	0		0	0	0
SANDERS, BERNIE	0		0	0	0
O'MALLEY, MARTIN J.	0		0	0	0
CLINTON, HILLARY	0		0	0	0
HEWES, HENRY	0		0	0	0
Over Votes	0		0	0	0
Under Votes	0		0	0	0
Final Count					
REPUBLICAN PARTY					

Run Date:03/29/16 02:48 PM

Report EL30A Page 0138-03

0138 138

	TOTAL VOTES	%	EARLY	POLLS	PROV
REPUBLICAN PARTY CANDIDATES FOR PRESIDENT CD-2					
CONGRESSIONAL DISTRICT 2					
(VOTE FOR) 1					
SANTORUM, RICK.	0		0	0	0
COOK, TIM	0		0	0	0
PAUL, RAND	0		0	0	0
RUBIO, MARCO	0		0	0	0
GRAHAM, LINDSEY	0		0	0	0

KASICH, JOHN R.	0	0	0	0
BUSH, JEB	0	0	0	0
TRUMP, DONALD J.	0	0	0	0
FIORINA, CARLY.	0	0	0	0
PATAKI, GEORGE E.	0	0	0	0
CRUZ, TED	0	0	0	0
HUCKABEE, MIKE.	0	0	0	0
CHRISTIE, CHRIS	0	0	0	0
CARSON, BEN.	0	0	0	0
Over Votes	0	0	0	0
Under Votes	0	0	0	0

Final Count
GREEN PARTY

Run Date:03/29/16 02:48 PM

Report EL30A Page 0138-04

0138 138

TOTAL VOTES % EARLY POLLS PROV

GREEN PARTY CANDIDATES FOR PRESIDENT CD-2

STATCONGRESSIONAL DISTRICT 2

(VOTE FOR) 1

MESPLAY, KENT	0	0	0	0
STEIN, JILL	0	0	0	0
Over Votes	0	0	0	0
Under Votes	0	0	0	0

Final Count
STATISTICS

Run Date:03/29/16 02:48 PM

Report EL30A Page 0139-01

0139 139

TOTAL VOTES % EARLY POLLS PROV

REGISTERED VOTERS - TOTAL	0			
REGISTERED VOTERS - DEMOCRATIC PARTY	0			
REGISTERED VOTERS - REPUBLICAN PARTY	0			
REGISTERED VOTERS - GREEN PARTY	0			
BALLOTS CAST - TOTAL	0	0	0	0
BALLOTS CAST - NONPARTISAN	0	0	0	0
BALLOTS CAST - DEMOCRATIC PARTY	0	0	0	0
BALLOTS CAST - REPUBLICAN PARTY	0	0	0	0
BALLOTS CAST - GREEN PARTY	0	0	0	0
BALLOTS CAST - BLANK	0	0	0	0

Final Count
DEMOCRATIC PARTY

Run Date:03/29/16 02:48 PM

Report EL30A Page 0139-02

0139 139

TOTAL VOTES % EARLY POLLS PROV

DEMOCRATIC PARTY CANDIDATES FOR PRESIDENT CD-2

CONGRESSIONAL DISTRICT 2

(VOTE FOR) 1

DE LA FUENTE, ROQUE "ROCKY"	0	0	0	0
STEINBERG, MICHAEL	0	0	0	0
SANDERS, BERNIE	0	0	0	0
O'MALLEY, MARTIN J.	0	0	0	0
CLINTON, HILLARY	0	0	0	0
HEWES, HENRY	0	0	0	0
Over Votes	0	0	0	0
Under Votes	0	0	0	0

Final Count
REPUBLICAN PARTY

Run Date:03/29/16 02:48 PM

Report EL30A Page 0139-03

0139 139

TOTAL VOTES % EARLY POLLS PROV

REPUBLICAN PARTY CANDIDATES FOR PRESIDENT CD-2

CONGRESSIONAL DISTRICT 2

(VOTE FOR) 1

SANTORUM, RICK.	0	0	0	0
COOK, TIM	0	0	0	0
PAUL, RAND	0	0	0	0
RUBIO, MARCO	0	0	0	0
GRAHAM, LINDSEY	0	0	0	0
KASICH, JOHN R.	0	0	0	0
BUSH, JEB	0	0	0	0
TRUMP, DONALD J.	0	0	0	0
FIORINA, CARLY.	0	0	0	0
PATAKI, GEORGE E.	0	0	0	0
CRUZ, TED	0	0	0	0
HUCKABEE, MIKE.	0	0	0	0
CHRISTIE, CHRIS	0	0	0	0
CARSON, BEN.	0	0	0	0
Over Votes	0	0	0	0
Under Votes	0	0	0	0

Final Count
GREEN PARTY

Run Date:03/29/16 02:48 PM

Report EL30A Page 0139-04

0139 139

TOTAL VOTES % EARLY POLLS PROV

GREEN PARTY CANDIDATES FOR PRESIDENT CD-2

STATCONGRESSIONAL DISTRICT 2

(VOTE FOR) 1
 MESPLAY, KENT 0 0 0 0
 STEIN, JILL. 0 0 0 0
 Over Votes 0 0 0 0
 Under Votes 0 0 0 0

Final Count
 STATISTICS

Run Date:03/29/16 02:48 PM

Report EL30A Page 0140-01

0140 140

	TOTAL VOTES	%	EARLY	POLLS	PROV
REGISTERED VOTERS - TOTAL	189				
REGISTERED VOTERS - DEMOCRATIC PARTY	42	22.22			
REGISTERED VOTERS - REPUBLICAN PARTY	147	77.78			
REGISTERED VOTERS - GREEN PARTY	0				
BALLOTS CAST - TOTAL.	118		118	0	0
BALLOTS CAST - NONPARTISAN.	0		0	0	0
BALLOTS CAST - DEMOCRATIC PARTY	23	19.49	23	0	0
BALLOTS CAST - REPUBLICAN PARTY	95	80.51	95	0	0
BALLOTS CAST - GREEN PARTY.	0		0	0	0
BALLOTS CAST - BLANK.	0		0	0	0
VOTER TURNOUT - TOTAL		62.43			
VOTER TURNOUT - DEMOCRATIC PARTY.		54.76			
VOTER TURNOUT - REPUBLICAN PARTY.		64.63			
VOTER TURNOUT - BLANK					

Final Count
 DEMOCRATIC PARTY

Run Date:03/29/16 02:48 PM

Report EL30A Page 0140-02

0140 140

	TOTAL VOTES	%	EARLY	POLLS	PROV
DEMOCRATIC PARTY CANDIDATES FOR PRESIDENT CD-2 CONGRESSIONAL DISTRICT 2 (VOTE FOR) 1					
DE LA FUENTE, ROQUE "ROCKY"	0		0	0	0
STEINBERG, MICHAEL	0		0	0	0
SANDERS, BERNIE	7	30.43	7	0	0
O'MALLEY, MARTIN J.	1	4.35	1	0	0
CLINTON, HILLARY	15	65.22	15	0	0
HEWES, HENRY	0		0	0	0
Over Votes	0		0	0	0
Under Votes	0		0	0	0

Final Count
 REPUBLICAN PARTY

Run Date:03/29/16 02:48 PM

Report EL30A Page 0140-03

0140 140

	TOTAL VOTES	%	EARLY	POLLS	PROV
REPUBLICAN PARTY CANDIDATES FOR PRESIDENT CD-2 CONGRESSIONAL DISTRICT 2 (VOTE FOR) 1					
SANTORUM, RICK.	0		0	0	0
COOK, TIM	0		0	0	0
PAUL, RAND	0		0	0	0
RUBIO, MARCO	7	7.37	7	0	0
GRAHAM, LINDSEY	0		0	0	0
KASICH, JOHN R.	5	5.26	5	0	0
BUSH, JEB	0		0	0	0
TRUMP, DONALD J.	52	54.74	52	0	0
FIORINA, CARLY.	0		0	0	0
PATAKI, GEORGE E..	0		0	0	0
CRUZ, TED	25	26.32	25	0	0
HUCKABEE, MIKE.	0		0	0	0
CHRISTIE, CHRIS	0		0	0	0
CARSON, BEN.	6	6.32	6	0	0
Over Votes	0		0	0	0
Under Votes	0		0	0	0

Final Count
 GREEN PARTY

Run Date:03/29/16 02:48 PM

Report EL30A Page 0140-04

0140 140

	TOTAL VOTES	%	EARLY	POLLS	PROV
GREEN PARTY CANDIDATES FOR PRESIDENT CD-2 STATCONGRESSIONAL DISTRICT 2 (VOTE FOR) 1					
MESPLAY, KENT	0		0	0	0
STEIN, JILL.	0		0	0	0
Over Votes	0		0	0	0
Under Votes	0		0	0	0

Final Count
 STATISTICS

Run Date:03/29/16 02:48 PM

Report EL30A Page 0141-01

0141 141

	TOTAL VOTES	%	EARLY	POLLS	PROV
REGISTERED VOTERS - TOTAL	0				
REGISTERED VOTERS - DEMOCRATIC PARTY	0				
REGISTERED VOTERS - REPUBLICAN PARTY	0				
REGISTERED VOTERS - GREEN PARTY	0				

BALLOTS CAST - TOTAL 0 0 0 0
 BALLOTS CAST - NONPARTISAN 0 0 0 0
 BALLOTS CAST - DEMOCRATIC PARTY 0 0 0 0
 BALLOTS CAST - REPUBLICAN PARTY 0 0 0 0
 BALLOTS CAST - GREEN PARTY 0 0 0 0
 BALLOTS CAST - BLANK 0 0 0 0

Final Count
 DEMOCRATIC PARTY

Run Date:03/29/16 02:48 PM

Report EL30A Page 0141-02

0141 141

TOTAL VOTES % EARLY POLLS PROV

DEMOCRATIC PARTY CANDIDATES FOR PRESIDENT CD-2
 CONGRESSIONAL DISTRICT 2

(VOTE FOR) 1
 DE LA FUENTE, ROQUE "ROCKY" 0 0 0 0
 STEINBERG, MICHAEL 0 0 0 0
 SANDERS, BERNIE 0 0 0 0
 O'MALLEY, MARTIN J. 0 0 0 0
 CLINTON, HILLARY 0 0 0 0
 HEWES, HENRY 0 0 0 0
 Over Votes 0 0 0 0
 Under Votes 0 0 0 0

Final Count
 REPUBLICAN PARTY

Run Date:03/29/16 02:48 PM

Report EL30A Page 0141-03

0141 141

TOTAL VOTES % EARLY POLLS PROV

REPUBLICAN PARTY CANDIDATES FOR PRESIDENT CD-2
 CONGRESSIONAL DISTRICT 2

(VOTE FOR) 1
 SANTORUM, RICK. 0 0 0 0
 COOK, TIM 0 0 0 0
 PAUL, RAND 0 0 0 0
 RUBIO, MARCO 0 0 0 0
 GRAHAM, LINDSEY 0 0 0 0
 KASICH, JOHN R. 0 0 0 0
 BUSH, JEB 0 0 0 0
 TRUMP, DONALD J. 0 0 0 0
 FLORINA, CARLY. 0 0 0 0
 PATAKI, GEORGE E. 0 0 0 0
 CRUZ, TED 0 0 0 0
 HUCKABEE, MIKE. 0 0 0 0
 CHRISTIE, CHRIS 0 0 0 0
 CARSON, BEN. 0 0 0 0
 Over Votes 0 0 0 0
 Under Votes 0 0 0 0

Final Count
 GREEN PARTY

Run Date:03/29/16 02:48 PM

Report EL30A Page 0141-04

0141 141

TOTAL VOTES % EARLY POLLS PROV

GREEN PARTY CANDIDATES FOR PRESIDENT CD-2
 STATCONGRESSIONAL DISTRICT 2

(VOTE FOR) 1
 MESPLAY, KENT 0 0 0 0
 STEIN, JILL. 0 0 0 0
 Over Votes 0 0 0 0
 Under Votes 0 0 0 0

Final Count
 STATISTICS

Run Date:03/29/16 02:48 PM

Report EL30A Page 0142-01

0142 142

TOTAL VOTES % EARLY POLLS PROV

REGISTERED VOTERS - TOTAL 191
 REGISTERED VOTERS - DEMOCRATIC PARTY 101 52.88
 REGISTERED VOTERS - REPUBLICAN PARTY 90 47.12
 REGISTERED VOTERS - GREEN PARTY 0
 BALLOTS CAST - TOTAL 148 148 0 0
 BALLOTS CAST - NONPARTISAN 0 0 0 0
 BALLOTS CAST - DEMOCRATIC PARTY 80 54.05 80 0 0
 BALLOTS CAST - REPUBLICAN PARTY 68 45.95 68 0 0
 BALLOTS CAST - GREEN PARTY 0 0 0 0
 BALLOTS CAST - BLANK 0 0 0 0
 VOTER TURNOUT - TOTAL 77.49
 VOTER TURNOUT - DEMOCRATIC PARTY 79.21
 VOTER TURNOUT - REPUBLICAN PARTY 75.56
 VOTER TURNOUT - BLANK

Final Count
 DEMOCRATIC PARTY

Run Date:03/29/16 02:48 PM

Report EL30A Page 0142-02

0142 142

TOTAL VOTES % EARLY POLLS PROV

DEMOCRATIC PARTY CANDIDATES FOR PRESIDENT CD-2
 CONGRESSIONAL DISTRICT 2

(VOTE FOR) 1

DE LA FUENTE, ROQUE "ROCKY"	1	1.25	1	0	0
STEINBERG, MICHAEL	0		0	0	0
SANDERS, BERNIE	31	38.75	31	0	0
O'MALLEY, MARTIN J.	0		0	0	0
CLINTON, HILLARY	48	60.00	48	0	0
HEWES, HENRY	0		0	0	0
Over Votes	0		0	0	0
Under Votes	0		0	0	0

Final Count
REPUBLICAN PARTY

Run Date:03/29/16 02:48 PM

Report EL30A Page 0142-03

0142 142

	TOTAL VOTES	%	EARLY	POLLS	PROV
REPUBLICAN PARTY CANDIDATES FOR PRESIDENT CD-2 CONGRESSIONAL DISTRICT 2 (VOTE FOR) 1					
SANTORUM, RICK.	0		0	0	0
COOK, TIM	0		0	0	0
PAUL, RAND	0		0	0	0
RUBIO, MARCO	11	16.18	11	0	0
GRAHAM, LINDSEY	0		0	0	0
KASICH, JOHN R.	3	4.41	3	0	0
BUSH, JEB	1	1.47	1	0	0
TRUMP, DONALD J.	30	44.12	30	0	0
FIORINA, CARLY.	1	1.47	1	0	0
PATAKI, GEORGE E.	0		0	0	0
CRUZ, TED	20	29.41	20	0	0
HUCKABEE, MIKE.	0		0	0	0
CHRISTIE, CHRIS	0		0	0	0
CARSON, BEN.	2	2.94	2	0	0
Over Votes	0		0	0	0
Under Votes	0		0	0	0

Final Count
GREEN PARTY

Run Date:03/29/16 02:48 PM

Report EL30A Page 0142-04

0142 142

	TOTAL VOTES	%	EARLY	POLLS	PROV
GREEN PARTY CANDIDATES FOR PRESIDENT CD-2 STATCONGRESSIONAL DISTRICT 2 (VOTE FOR) 1					
MESPLAY, KENT	0		0	0	0
STEIN, JILL.	0		0	0	0
Over Votes	0		0	0	0
Under Votes	0		0	0	0

Final Count
STATISTICS

Run Date:03/29/16 02:48 PM

Report EL30A Page 0143-01

0143 143

	TOTAL VOTES	%	EARLY	POLLS	PROV
REGISTERED VOTERS - TOTAL	0				
REGISTERED VOTERS - DEMOCRATIC PARTY	0				
REGISTERED VOTERS - REPUBLICAN PARTY	0				
REGISTERED VOTERS - GREEN PARTY	0				
BALLOTS CAST - TOTAL	0		0	0	0
BALLOTS CAST - NONPARTISAN	0		0	0	0
BALLOTS CAST - DEMOCRATIC PARTY	0		0	0	0
BALLOTS CAST - REPUBLICAN PARTY	0		0	0	0
BALLOTS CAST - GREEN PARTY	0		0	0	0
BALLOTS CAST - BLANK	0		0	0	0

Final Count
DEMOCRATIC PARTY

Run Date:03/29/16 02:48 PM

Report EL30A Page 0143-02

0143 143

	TOTAL VOTES	%	EARLY	POLLS	PROV
DEMOCRATIC PARTY CANDIDATES FOR PRESIDENT CD-2 CONGRESSIONAL DISTRICT 2 (VOTE FOR) 1					
DE LA FUENTE, ROQUE "ROCKY"	0		0	0	0
STEINBERG, MICHAEL	0		0	0	0
SANDERS, BERNIE	0		0	0	0
O'MALLEY, MARTIN J.	0		0	0	0
CLINTON, HILLARY	0		0	0	0
HEWES, HENRY	0		0	0	0
Over Votes	0		0	0	0
Under Votes	0		0	0	0

Final Count
REPUBLICAN PARTY

Run Date:03/29/16 02:48 PM

Report EL30A Page 0143-03

0143 143

	TOTAL VOTES	%	EARLY	POLLS	PROV
REPUBLICAN PARTY CANDIDATES FOR PRESIDENT CD-2 CONGRESSIONAL DISTRICT 2 (VOTE FOR) 1					
SANTORUM, RICK.	0		0	0	0
COOK, TIM	0		0	0	0

PAUL, RAND	0	0	0	0
RUBIO, MARCO	0	0	0	0
GRAHAM, LINDSEY	0	0	0	0
KASICH, JOHN R.	0	0	0	0
BUSH, JEB	0	0	0	0
TRUMP, DONALD J.	0	0	0	0
FIORINA, CARLY.	0	0	0	0
PATAKI, GEORGE E..	0	0	0	0
CRUZ, TED	0	0	0	0
HUCKABEE, MIKE.	0	0	0	0
CHRISTIE, CHRIS	0	0	0	0
CARSON, BEN.	0	0	0	0
Over Votes	0	0	0	0
Under Votes	0	0	0	0

Final Count
GREEN PARTY

Run Date:03/29/16 02:48 PM

Report EL30A Page 0143-04

0143 143

TOTAL VOTES % EARLY POLLS PROV

GREEN PARTY CANDIDATES FOR PRESIDENT CD-2
STATCONGRESSIONAL DISTRICT 2
(VOTE FOR) 1

MESPLAY, KENT	0	0	0	0
STEIN, JILL.	0	0	0	0
Over Votes	0	0	0	0
Under Votes	0	0	0	0

Final Count
STATISTICS

Run Date:03/29/16 02:48 PM

Report EL30A Page 0144-01

0144 144

TOTAL VOTES % EARLY POLLS PROV

REGISTERED VOTERS - TOTAL	0			
REGISTERED VOTERS - DEMOCRATIC PARTY	0			
REGISTERED VOTERS - REPUBLICAN PARTY	0			
REGISTERED VOTERS - GREEN PARTY	0			
BALLOTS CAST - TOTAL.	0	0	0	0
BALLOTS CAST - NONPARTISAN.	0	0	0	0
BALLOTS CAST - DEMOCRATIC PARTY	0	0	0	0
BALLOTS CAST - REPUBLICAN PARTY	0	0	0	0
BALLOTS CAST - GREEN PARTY.	0	0	0	0
BALLOTS CAST - BLANK.	0	0	0	0

Final Count
DEMOCRATIC PARTY

Run Date:03/29/16 02:48 PM

Report EL30A Page 0144-02

0144 144

TOTAL VOTES % EARLY POLLS PROV

DEMOCRATIC PARTY CANDIDATES FOR PRESIDENT CD-2
CONGRESSIONAL DISTRICT 2
(VOTE FOR) 1

DE LA FUENTE, ROQUE "ROCKY"	0	0	0	0
STEINBERG, MICHAEL	0	0	0	0
SANDERS, BERNIE	0	0	0	0
O'MALLEY, MARTIN J.	0	0	0	0
CLINTON, HILLARY	0	0	0	0
HEWES, HENRY	0	0	0	0
Over Votes	0	0	0	0
Under Votes	0	0	0	0

Final Count
REPUBLICAN PARTY

Run Date:03/29/16 02:48 PM

Report EL30A Page 0144-03

0144 144

TOTAL VOTES % EARLY POLLS PROV

REPUBLICAN PARTY CANDIDATES FOR PRESIDENT CD-2
CONGRESSIONAL DISTRICT 2
(VOTE FOR) 1

SANTORUM, RICK.	0	0	0	0
COOK, TIM	0	0	0	0
PAUL, RAND	0	0	0	0
RUBIO, MARCO	0	0	0	0
GRAHAM, LINDSEY	0	0	0	0
KASICH, JOHN R.	0	0	0	0
BUSH, JEB	0	0	0	0
TRUMP, DONALD J.	0	0	0	0
FIORINA, CARLY.	0	0	0	0
PATAKI, GEORGE E..	0	0	0	0
CRUZ, TED	0	0	0	0
HUCKABEE, MIKE.	0	0	0	0
CHRISTIE, CHRIS	0	0	0	0
CARSON, BEN.	0	0	0	0
Over Votes	0	0	0	0
Under Votes	0	0	0	0

Final Count
GREEN PARTY

Run Date:03/29/16 02:48 PM

Report EL30A Page 0144-04

0144 144

TOTAL VOTES % EARLY POLLS PROV

GREEN PARTY CANDIDATES FOR PRESIDENT CD-2
 STATCONGRESSIONAL DISTRICT 2
 (VOTE FOR) 1

MESPLAY, KENT	0	0	0	0
STEIN, JILL.	0	0	0	0
Over Votes	0	0	0	0
Under Votes	0	0	0	0

Final Count
 STATISTICS

Run Date:03/29/16 02:48 PM

Report EL30A Page 0145-01

0145 145

	TOTAL VOTES	%	EARLY	POLLS	PROV
REGISTERED VOTERS - TOTAL	0				
REGISTERED VOTERS - DEMOCRATIC PARTY	0				
REGISTERED VOTERS - REPUBLICAN PARTY	0				
REGISTERED VOTERS - GREEN PARTY	0				
BALLOTS CAST - TOTAL.	0		0	0	0
BALLOTS CAST - NONPARTISAN.	0		0	0	0
BALLOTS CAST - DEMOCRATIC PARTY	0		0	0	0
BALLOTS CAST - REPUBLICAN PARTY	0		0	0	0
BALLOTS CAST - GREEN PARTY.	0		0	0	0
BALLOTS CAST - BLANK.	0		0	0	0

Final Count
 DEMOCRATIC PARTY

Run Date:03/29/16 02:48 PM

Report EL30A Page 0145-02

0145 145

DEMOCRATIC PARTY CANDIDATES FOR PRESIDENT CD-2
 CONGRESSIONAL DISTRICT 2
 (VOTE FOR) 1

DE LA FUENTE, ROQUE "ROCKY"	0	0	0	0
STEINBERG, MICHAEL	0	0	0	0
SANDERS, BERNIE	0	0	0	0
O'MALLEY, MARTIN J.	0	0	0	0
CLINTON, HILLARY	0	0	0	0
HEWES, HENRY	0	0	0	0
Over Votes	0	0	0	0
Under Votes	0	0	0	0

Final Count
 REPUBLICAN PARTY

Run Date:03/29/16 02:48 PM

Report EL30A Page 0145-03

0145 145

REPUBLICAN PARTY CANDIDATES FOR PRESIDENT CD-2
 CONGRESSIONAL DISTRICT 2
 (VOTE FOR) 1

SANTORUM, RICK.	0	0	0	0
COOK, TIM	0	0	0	0
PAUL, RAND	0	0	0	0
RUBIO, MARCO	0	0	0	0
GRAHAM, LINDSEY	0	0	0	0
KASICH, JOHN R.	0	0	0	0
BUSH, JEB	0	0	0	0
TRUMP, DONALD J.	0	0	0	0
FIORINA, CARLY.	0	0	0	0
PATAKI, GEORGE E..	0	0	0	0
CRUZ, TED	0	0	0	0
HUCKABEE, MIKE.	0	0	0	0
CHRISTIE, CHRIS	0	0	0	0
CARSON, BEN.	0	0	0	0
Over Votes	0	0	0	0
Under Votes	0	0	0	0

Final Count
 GREEN PARTY

Run Date:03/29/16 02:48 PM

Report EL30A Page 0145-04

0145 145

GREEN PARTY CANDIDATES FOR PRESIDENT CD-2
 STATCONGRESSIONAL DISTRICT 2
 (VOTE FOR) 1

MESPLAY, KENT	0	0	0	0
STEIN, JILL.	0	0	0	0
Over Votes	0	0	0	0
Under Votes	0	0	0	0

Final Count
 STATISTICS

Run Date:03/29/16 02:48 PM

Report EL30A Page 0146-01

0146 146

	TOTAL VOTES	%	EARLY	POLLS	PROV
REGISTERED VOTERS - TOTAL	1,142				
REGISTERED VOTERS - DEMOCRATIC PARTY	427	37.39			
REGISTERED VOTERS - REPUBLICAN PARTY	712	62.35			
REGISTERED VOTERS - GREEN PARTY	3	.26			
BALLOTS CAST - TOTAL.	811		647	153	11

BALLOTS CAST - NONPARTISAN.	0		0	0	0
BALLOTS CAST - DEMOCRATIC PARTY	315	38.84	264	48	3
BALLOTS CAST - REPUBLICAN PARTY	496	61.16	383	105	8
BALLOTS CAST - GREEN PARTY.	0		0	0	0
BALLOTS CAST - BLANK.	0		0	0	0
VOTER TURNOUT - TOTAL		71.02			
VOTER TURNOUT - DEMOCRATIC PARTY.		73.77			
VOTER TURNOUT - REPUBLICAN PARTY.		69.66			
VOTER TURNOUT - GREEN PARTY					
VOTER TURNOUT - BLANK					

Final Count
DEMOCRATIC PARTY

Run Date:03/29/16 02:48 PM

Report EL30A Page 0146-02

0146 146

	TOTAL VOTES	%	EARLY	POLLS	PROV
DEMOCRATIC PARTY CANDIDATES FOR PRESIDENT CD-2					
CONGRESSIONAL DISTRICT 2					
(VOTE FOR) 1					
DE LA FUENTE, ROQUE "ROCKY"	2	.63	2	0	0
STEINBERG, MICHAEL	0		0	0	0
SANDERS, BERNIE	113	35.87	87	25	1
O'MALLEY, MARTIN J.	3	.95	3	0	0
CLINTON, HILLARY	197	62.54	172	23	2
HEWES, HENRY	0		0	0	0
Over Votes	0		0	0	0
Under Votes	0		0	0	0

Final Count
REPUBLICAN PARTY

Run Date:03/29/16 02:48 PM

Report EL30A Page 0146-03

0146 146

	TOTAL VOTES	%	EARLY	POLLS	PROV
REPUBLICAN PARTY CANDIDATES FOR PRESIDENT CD-2					
CONGRESSIONAL DISTRICT 2					
(VOTE FOR) 1					
SANTORUM, RICK.	0		0	0	0
COOK, TIM	0		0	0	0
PAUL, RAND	0		0	0	0
RUBIO, MARCO	49	9.88	48	1	0
GRAHAM, LINDSEY	0		0	0	0
KASICH, JOHN R.	56	11.29	38	16	2
BUSH, JEB	0		0	0	0
TRUMP, DONALD J.	231	46.57	178	49	4
FIORINA, CARLY.	0		0	0	0
PATAKI, GEORGE E.	0		0	0	0
CRUZ, TED	154	31.05	113	39	2
HUCKABEE, MIKE.	0		0	0	0
CHRISTIE, CHRIS	0		0	0	0
CARSON, BEN.	6	1.21	6	0	0
Over Votes	0		0	0	0
Under Votes	0		0	0	0

Final Count
GREEN PARTY

Run Date:03/29/16 02:48 PM

Report EL30A Page 0146-04

0146 146

	TOTAL VOTES	%	EARLY	POLLS	PROV
GREEN PARTY CANDIDATES FOR PRESIDENT CD-2					
STATCONGRESSIONAL DISTRICT 2					
(VOTE FOR) 1					
MESPLAY, KENT	0		0	0	0
STEIN, JILL.	0		0	0	0
Over Votes	0		0	0	0
Under Votes	0		0	0	0

Final Count
STATISTICS

Run Date:03/29/16 02:48 PM

Report EL30A Page 0147-01

0147 147

	TOTAL VOTES	%	EARLY	POLLS	PROV
REGISTERED VOTERS - TOTAL	0				
REGISTERED VOTERS - DEMOCRATIC PARTY	0				
REGISTERED VOTERS - REPUBLICAN PARTY	0				
REGISTERED VOTERS - GREEN PARTY	0				
BALLOTS CAST - TOTAL.	0		0	0	0
BALLOTS CAST - NONPARTISAN.	0		0	0	0
BALLOTS CAST - DEMOCRATIC PARTY	0		0	0	0
BALLOTS CAST - REPUBLICAN PARTY	0		0	0	0
BALLOTS CAST - GREEN PARTY.	0		0	0	0
BALLOTS CAST - BLANK.	0		0	0	0

Final Count
DEMOCRATIC PARTY

Run Date:03/29/16 02:48 PM

Report EL30A Page 0147-02

0147 147

	TOTAL VOTES	%	EARLY	POLLS	PROV
DEMOCRATIC PARTY CANDIDATES FOR PRESIDENT CD-2					
CONGRESSIONAL DISTRICT 2					
(VOTE FOR) 1					

DE LA FUENTE, ROQUE "ROCKY"	0	0	0	0
STEINBERG, MICHAEL	0	0	0	0
SANDERS, BERNIE	0	0	0	0
O'MALLEY, MARTIN J.	0	0	0	0
CLINTON, HILLARY	0	0	0	0
HEWES, HENRY	0	0	0	0
Over Votes	0	0	0	0
Under Votes	0	0	0	0

Final Count
REPUBLICAN PARTY

Run Date:03/29/16 02:48 PM

Report EL30A Page 0147-03

0147 147

	TOTAL VOTES	%	EARLY	POLLS	PROV
REPUBLICAN PARTY CANDIDATES FOR PRESIDENT CD-2					
CONGRESSIONAL DISTRICT 2					
(VOTE FOR) 1					
SANTORUM, RICK.	0		0	0	0
COOK, TIM	0		0	0	0
PAUL, RAND	0		0	0	0
RUBIO, MARCO	0		0	0	0
GRAHAM, LINDSEY	0		0	0	0
KASICH, JOHN R.	0		0	0	0
BUSH, JEB	0		0	0	0
TRUMP, DONALD J.	0		0	0	0
FIORINA, CARLY.	0		0	0	0
PATAKI, GEORGE E.	0		0	0	0
CRUZ, TED	0		0	0	0
HUCKABEE, MIKE.	0		0	0	0
CHRISTIE, CHRIS	0		0	0	0
CARSON, BEN.	0		0	0	0
Over Votes	0		0	0	0
Under Votes	0		0	0	0

Final Count
GREEN PARTY

Run Date:03/29/16 02:48 PM

Report EL30A Page 0147-04

0147 147

	TOTAL VOTES	%	EARLY	POLLS	PROV
GREEN PARTY CANDIDATES FOR PRESIDENT CD-2					
STATCONGRESSIONAL DISTRICT 2					
(VOTE FOR) 1					
MESPLAY, KENT	0		0	0	0
STEIN, JILL.	0		0	0	0
Over Votes	0		0	0	0
Under Votes	0		0	0	0

Final Count
STATISTICS

Run Date:03/29/16 02:48 PM

Report EL30A Page 0148-01

0148 148

	TOTAL VOTES	%	EARLY	POLLS	PROV
REGISTERED VOTERS - TOTAL	288				
REGISTERED VOTERS - DEMOCRATIC PARTY	124	43.06			
REGISTERED VOTERS - REPUBLICAN PARTY	164	56.94			
REGISTERED VOTERS - GREEN PARTY	0				
BALLOTS CAST - TOTAL	164		164	0	0
BALLOTS CAST - NONPARTISAN	0		0	0	0
BALLOTS CAST - DEMOCRATIC PARTY	46	28.05	46	0	0
BALLOTS CAST - REPUBLICAN PARTY	118	71.95	118	0	0
BALLOTS CAST - GREEN PARTY	0		0	0	0
BALLOTS CAST - BLANK	0		0	0	0
VOTER TURNOUT - TOTAL		56.94			
VOTER TURNOUT - DEMOCRATIC PARTY		37.10			
VOTER TURNOUT - REPUBLICAN PARTY		71.95			
VOTER TURNOUT - BLANK					

Final Count
DEMOCRATIC PARTY

Run Date:03/29/16 02:48 PM

Report EL30A Page 0148-02

0148 148

	TOTAL VOTES	%	EARLY	POLLS	PROV
DEMOCRATIC PARTY CANDIDATES FOR PRESIDENT CD-2					
CONGRESSIONAL DISTRICT 2					
(VOTE FOR) 1					
DE LA FUENTE, ROQUE "ROCKY"	0		0	0	0
STEINBERG, MICHAEL	1	2.17	1	0	0
SANDERS, BERNIE	18	39.13	18	0	0
O'MALLEY, MARTIN J.	1	2.17	1	0	0
CLINTON, HILLARY	26	56.52	26	0	0
HEWES, HENRY	0		0	0	0
Over Votes	0		0	0	0
Under Votes	0		0	0	0

Final Count
REPUBLICAN PARTY

Run Date:03/29/16 02:48 PM

Report EL30A Page 0148-03

0148 148

	TOTAL VOTES	%	EARLY	POLLS	PROV
REPUBLICAN PARTY CANDIDATES FOR PRESIDENT CD-2					

CONGRESSIONAL DISTRICT 2
(VOTE FOR) 1

SANTORUM, RICK.	0		0	0	0
COOK, TIM	1	.85	1	0	0
PAUL, RAND	0		0	0	0
RUBIO, MARCO	13	11.02	13	0	0
GRAHAM, LINDSEY	0		0	0	0
KASICH, JOHN R.	3	2.54	3	0	0
BUSH, JEB	0		0	0	0
TRUMP, DONALD J.	57	48.31	57	0	0
FIORINA, CARLY.	0		0	0	0
PATAKI, GEORGE E..	0		0	0	0
CRUZ, TED	38	32.20	38	0	0
HUCKABEE, MIKE.	0		0	0	0
CHRISTIE, CHRIS	1	.85	1	0	0
CARSON, BEN.	5	4.24	5	0	0
Over Votes	0		0	0	0
Under Votes	0		0	0	0

Final Count
GREEN PARTY

Run Date:03/29/16 02:48 PM

Report EL30A Page 0148-04

0148 148

TOTAL VOTES % EARLY POLLS PROV

GREEN PARTY CANDIDATES FOR PRESIDENT CD-2

STATCONGRESSIONAL DISTRICT 2

(VOTE FOR) 1

MESPLAY, KENT	0		0	0	0
STEIN, JILL.	0		0	0	0
Over Votes	0		0	0	0
Under Votes	0		0	0	0

Final Count
STATISTICS

Run Date:03/29/16 02:48 PM

Report EL30A Page 0149-01

0149 149

TOTAL VOTES % EARLY POLLS PROV

REGISTERED VOTERS - TOTAL	0				
REGISTERED VOTERS - DEMOCRATIC PARTY	0				
REGISTERED VOTERS - REPUBLICAN PARTY	0				
REGISTERED VOTERS - GREEN PARTY	0				
BALLOTS CAST - TOTAL	0		0	0	0
BALLOTS CAST - NONPARTISAN	0		0	0	0
BALLOTS CAST - DEMOCRATIC PARTY	0		0	0	0
BALLOTS CAST - REPUBLICAN PARTY	0		0	0	0
BALLOTS CAST - GREEN PARTY	0		0	0	0
BALLOTS CAST - BLANK	0		0	0	0

Final Count
DEMOCRATIC PARTY

Run Date:03/29/16 02:48 PM

Report EL30A Page 0149-02

0149 149

TOTAL VOTES % EARLY POLLS PROV

DEMOCRATIC PARTY CANDIDATES FOR PRESIDENT CD-2

CONGRESSIONAL DISTRICT 2

(VOTE FOR) 1

DE LA FUENTE, ROQUE "ROCKY"	0		0	0	0
STEINBERG, MICHAEL	0		0	0	0
SANDERS, BERNIE	0		0	0	0
O'MALLEY, MARTIN J.	0		0	0	0
CLINTON, HILLARY	0		0	0	0
HEWES, HENRY	0		0	0	0
Over Votes	0		0	0	0
Under Votes	0		0	0	0

Final Count
REPUBLICAN PARTY

Run Date:03/29/16 02:48 PM

Report EL30A Page 0149-03

0149 149

TOTAL VOTES % EARLY POLLS PROV

REPUBLICAN PARTY CANDIDATES FOR PRESIDENT CD-2

CONGRESSIONAL DISTRICT 2

(VOTE FOR) 1

SANTORUM, RICK.	0		0	0	0
COOK, TIM	0		0	0	0
PAUL, RAND	0		0	0	0
RUBIO, MARCO	0		0	0	0
GRAHAM, LINDSEY	0		0	0	0
KASICH, JOHN R.	0		0	0	0
BUSH, JEB	0		0	0	0
TRUMP, DONALD J.	0		0	0	0
FIORINA, CARLY.	0		0	0	0
PATAKI, GEORGE E..	0		0	0	0
CRUZ, TED	0		0	0	0
HUCKABEE, MIKE.	0		0	0	0
CHRISTIE, CHRIS	0		0	0	0
CARSON, BEN.	0		0	0	0
Over Votes	0		0	0	0
Under Votes	0		0	0	0

Final Count
GREEN PARTY

Run Date:03/29/16 02:48 PM

Report EL30A Page 0149-04

0149 149

	TOTAL VOTES	%	EARLY	POLLS	PROV
GREEN PARTY CANDIDATES FOR PRESIDENT CD-2 STATCONGRESSIONAL DISTRICT 2 (VOTE FOR) 1					
MESPLAY, KENT	0		0	0	0
STEIN, JILL.	0		0	0	0
Over Votes	0		0	0	0
Under Votes	0		0	0	0
Final Count STATISTICS					

Run Date:03/29/16 02:48 PM

Report EL30A Page 0150-01

0150 150

	TOTAL VOTES	%	EARLY	POLLS	PROV
REGISTERED VOTERS - TOTAL	0				
REGISTERED VOTERS - DEMOCRATIC PARTY	0				
REGISTERED VOTERS - REPUBLICAN PARTY	0				
REGISTERED VOTERS - GREEN PARTY	0				
BALLOTS CAST - TOTAL.	0		0	0	0
BALLOTS CAST - NONPARTISAN.	0		0	0	0
BALLOTS CAST - DEMOCRATIC PARTY	0		0	0	0
BALLOTS CAST - REPUBLICAN PARTY	0		0	0	0
BALLOTS CAST - GREEN PARTY.	0		0	0	0
BALLOTS CAST - BLANK.	0		0	0	0
Final Count DEMOCRATIC PARTY					

Run Date:03/29/16 02:48 PM

Report EL30A Page 0150-02

0150 150

	TOTAL VOTES	%	EARLY	POLLS	PROV
DEMOCRATIC PARTY CANDIDATES FOR PRESIDENT CD-2 CONGRESSIONAL DISTRICT 2 (VOTE FOR) 1					
DE LA FUENTE, ROQUE "ROCKY"	0		0	0	0
STEINBERG, MICHAEL	0		0	0	0
SANDERS, BERNIE	0		0	0	0
O'MALLEY, MARTIN J.	0		0	0	0
CLINTON, HILLARY	0		0	0	0
HEWES, HENRY	0		0	0	0
Over Votes	0		0	0	0
Under Votes	0		0	0	0
Final Count REPUBLICAN PARTY					

Run Date:03/29/16 02:48 PM

Report EL30A Page 0150-03

0150 150

	TOTAL VOTES	%	EARLY	POLLS	PROV
REPUBLICAN PARTY CANDIDATES FOR PRESIDENT CD-2 CONGRESSIONAL DISTRICT 2 (VOTE FOR) 1					
SANTORUM, RICK.	0		0	0	0
COOK, TIM	0		0	0	0
PAUL, RAND	0		0	0	0
RUBIO, MARCO	0		0	0	0
GRAHAM, LINDSEY	0		0	0	0
KASICH, JOHN R.	0		0	0	0
BUSH, JEB	0		0	0	0
TRUMP, DONALD J.	0		0	0	0
FIORINA, CARLY.	0		0	0	0
PATAKI, GEORGE E..	0		0	0	0
CRUZ, TED	0		0	0	0
HUCKABEE, MIKE.	0		0	0	0
CHRISTIE, CHRIS	0		0	0	0
CARSON, BEN.	0		0	0	0
Over Votes	0		0	0	0
Under Votes	0		0	0	0
Final Count GREEN PARTY					

Run Date:03/29/16 02:48 PM

Report EL30A Page 0150-04

0150 150

	TOTAL VOTES	%	EARLY	POLLS	PROV
GREEN PARTY CANDIDATES FOR PRESIDENT CD-2 STATCONGRESSIONAL DISTRICT 2 (VOTE FOR) 1					
MESPLAY, KENT	0		0	0	0
STEIN, JILL.	0		0	0	0
Over Votes	0		0	0	0
Under Votes	0		0	0	0
Final Count STATISTICS					

Run Date:03/29/16 02:48 PM

Report EL30A Page 0151-01

0151 151

	TOTAL VOTES	%	EARLY	POLLS	PROV
REGISTERED VOTERS - TOTAL	0				

REGISTERED VOTERS - DEMOCRATIC PARTY	0				
REGISTERED VOTERS - REPUBLICAN PARTY	0				
REGISTERED VOTERS - GREEN PARTY	0				
BALLOTS CAST - TOTAL	0	0	0	0	0
BALLOTS CAST - NONPARTISAN	0	0	0	0	0
BALLOTS CAST - DEMOCRATIC PARTY	0	0	0	0	0
BALLOTS CAST - REPUBLICAN PARTY	0	0	0	0	0
BALLOTS CAST - GREEN PARTY	0	0	0	0	0
BALLOTS CAST - BLANK	0	0	0	0	0

Final Count
DEMOCRATIC PARTY

Run Date:03/29/16 02:48 PM

Report EL30A Page 0151-02

0151 151

TOTAL VOTES % EARLY POLLS PROV

DEMOCRATIC PARTY CANDIDATES FOR PRESIDENT CD-2

CONGRESSIONAL DISTRICT 2

(VOTE FOR) 1

DE LA FUENTE, ROQUE "ROCKY"	0	0	0	0	0
STEINBERG, MICHAEL	0	0	0	0	0
SANDERS, BERNIE	0	0	0	0	0
O'MALLEY, MARTIN J.	0	0	0	0	0
CLINTON, HILLARY	0	0	0	0	0
HEWES, HENRY	0	0	0	0	0
Over Votes	0	0	0	0	0
Under Votes	0	0	0	0	0

Final Count
REPUBLICAN PARTY

Run Date:03/29/16 02:48 PM

Report EL30A Page 0151-03

0151 151

TOTAL VOTES % EARLY POLLS PROV

REPUBLICAN PARTY CANDIDATES FOR PRESIDENT CD-2

CONGRESSIONAL DISTRICT 2

(VOTE FOR) 1

SANTORUM, RICK.	0	0	0	0	0
COOK, TIM	0	0	0	0	0
PAUL, RAND	0	0	0	0	0
RUBIO, MARCO	0	0	0	0	0
GRAHAM, LINDSEY	0	0	0	0	0
KASICH, JOHN R.	0	0	0	0	0
BUSH, JEB	0	0	0	0	0
TRUMP, DONALD J.	0	0	0	0	0
FIORINA, CARLY.	0	0	0	0	0
PATAKI, GEORGE E.	0	0	0	0	0
CRUZ, TED	0	0	0	0	0
HUCKABEE, MIKE.	0	0	0	0	0
CHRISTIE, CHRIS	0	0	0	0	0
CARSON, BEN.	0	0	0	0	0
Over Votes	0	0	0	0	0
Under Votes	0	0	0	0	0

Final Count
GREEN PARTY

Run Date:03/29/16 02:48 PM

Report EL30A Page 0151-04

0151 151

TOTAL VOTES % EARLY POLLS PROV

GREEN PARTY CANDIDATES FOR PRESIDENT CD-2

STATCONGRESSIONAL DISTRICT 2

(VOTE FOR) 1

MESPLAY, KENT	0	0	0	0	0
STEIN, JILL.	0	0	0	0	0
Over Votes	0	0	0	0	0
Under Votes	0	0	0	0	0

Final Count
STATISTICS

Run Date:03/29/16 02:48 PM

Report EL30A Page 0152-01

0152 152

TOTAL VOTES % EARLY POLLS PROV

REGISTERED VOTERS - TOTAL	769				
REGISTERED VOTERS - DEMOCRATIC PARTY	418	54.36			
REGISTERED VOTERS - REPUBLICAN PARTY	349	45.38			
REGISTERED VOTERS - GREEN PARTY	2	.26			
BALLOTS CAST - TOTAL	408		320	70	18
BALLOTS CAST - NONPARTISAN	0		0	0	0
BALLOTS CAST - DEMOCRATIC PARTY	216	52.94	173	33	10
BALLOTS CAST - REPUBLICAN PARTY	192	47.06	147	37	8
BALLOTS CAST - GREEN PARTY	0		0	0	0
BALLOTS CAST - BLANK	2	.49	2	0	0
VOTER TURNOUT - TOTAL		53.06			
VOTER TURNOUT - DEMOCRATIC PARTY		51.67			
VOTER TURNOUT - REPUBLICAN PARTY		55.01			
VOTER TURNOUT - GREEN PARTY					
VOTER TURNOUT - BLANK26			

Final Count
DEMOCRATIC PARTY

Run Date:03/29/16 02:48 PM

Report EL30A Page 0152-02

0152 152

TOTAL VOTES % EARLY POLLS PROV

DEMOCRATIC PARTY CANDIDATES FOR PRESIDENT CD-2
CONGRESSIONAL DISTRICT 2
(VOTE FOR) 1

DE LA FUENTE, ROQUE "ROCKY"	0	0	0	0
STEINBERG, MICHAEL	0	0	0	0
SANDERS, BERNIE	79	36.74	58	16
O'MALLEY, MARTIN J.	4	1.86	4	0
CLINTON, HILLARY	132	61.40	110	17
HEWES, HENRY	0	0	0	0
Over Votes	0	0	0	0
Under Votes	1	0	1	0

Final Count
REPUBLICAN PARTY

Run Date:03/29/16 02:48 PM

Report EL30A Page 0152-03

0152 152

TOTAL VOTES % EARLY POLLS PROV

REPUBLICAN PARTY CANDIDATES FOR PRESIDENT CD-2
CONGRESSIONAL DISTRICT 2
(VOTE FOR) 1

SANTORUM, RICK.	0	0	0	0
COOK, TIM	0	0	0	0
PAUL, RAND	3	1.57	2	1
RUBIO, MARCO	23	12.04	23	0
GRAHAM, LINDSEY	0	0	0	0
KASICH, JOHN R.	10	5.24	4	5
BUSH, JEB	1	.52	1	0
TRUMP, DONALD J.	81	42.41	60	15
FIORINA, CARLY.	0	0	0	0
PATAKI, GEORGE E.	0	0	0	0
CRUZ, TED	67	35.08	51	15
HUCKABEE, MIKE.	1	.52	1	0
CHRISTIE, CHRIS	0	0	0	0
CARSON, BEN.	5	2.62	4	1
Over Votes	0	0	0	0
Under Votes	1	0	1	0

Final Count
GREEN PARTY

Run Date:03/29/16 02:48 PM

Report EL30A Page 0152-04

0152 152

TOTAL VOTES % EARLY POLLS PROV

GREEN PARTY CANDIDATES FOR PRESIDENT CD-2
STATCONGRESSIONAL DISTRICT 2
(VOTE FOR) 1

MESPLAY, KENT	0	0	0	0
STEIN, JILL	0	0	0	0
Over Votes	0	0	0	0
Under Votes	0	0	0	0

Final Count
STATISTICS

Run Date:03/29/16 02:48 PM

Report EL30A Page 0153-01

0153 153

TOTAL VOTES % EARLY POLLS PROV

REGISTERED VOTERS - TOTAL	0	0	0	0
REGISTERED VOTERS - DEMOCRATIC PARTY	0	0	0	0
REGISTERED VOTERS - REPUBLICAN PARTY	0	0	0	0
REGISTERED VOTERS - GREEN PARTY	0	0	0	0
BALLOTS CAST - TOTAL	0	0	0	0
BALLOTS CAST - NONPARTISAN	0	0	0	0
BALLOTS CAST - DEMOCRATIC PARTY	0	0	0	0
BALLOTS CAST - REPUBLICAN PARTY	0	0	0	0
BALLOTS CAST - GREEN PARTY	0	0	0	0
BALLOTS CAST - BLANK	0	0	0	0

Final Count
DEMOCRATIC PARTY

Run Date:03/29/16 02:48 PM

Report EL30A Page 0153-02

0153 153

TOTAL VOTES % EARLY POLLS PROV

DEMOCRATIC PARTY CANDIDATES FOR PRESIDENT CD-2
CONGRESSIONAL DISTRICT 2
(VOTE FOR) 1

DE LA FUENTE, ROQUE "ROCKY"	0	0	0	0
STEINBERG, MICHAEL	0	0	0	0
SANDERS, BERNIE	0	0	0	0
O'MALLEY, MARTIN J.	0	0	0	0
CLINTON, HILLARY	0	0	0	0
HEWES, HENRY	0	0	0	0
Over Votes	0	0	0	0
Under Votes	0	0	0	0

Final Count
REPUBLICAN PARTY

Run Date:03/29/16 02:48 PM

Report EL30A Page 0153-03

0153 153

TOTAL VOTES % EARLY POLLS PROV

REPUBLICAN PARTY CANDIDATES FOR PRESIDENT CD-2

CONGRESSIONAL DISTRICT 2

(VOTE FOR) 1				
SANTORUM, RICK.	0	0	0	0
COOK, TIM	0	0	0	0
PAUL, RAND	0	0	0	0
RUBIO, MARCO	0	0	0	0
GRAHAM, LINDSEY	0	0	0	0
KASICH, JOHN R.	0	0	0	0
BUSH, JEB	0	0	0	0
TRUMP, DONALD J.	0	0	0	0
FIORINA, CARLY.	0	0	0	0
PATAKI, GEORGE E.	0	0	0	0
CRUZ, TED	0	0	0	0
HUCKABEE, MIKE.	0	0	0	0
CHRISTIE, CHRIS	0	0	0	0
CARSON, BEN.	0	0	0	0
Over Votes	0	0	0	0
Under Votes	0	0	0	0
Final Count				
GREEN PARTY				

Run Date:03/29/16 02:48 PM

Report EL30A Page 0153-04

0153 153

TOTAL VOTES	%	EARLY	POLLS	PROV
GREEN PARTY CANDIDATES FOR PRESIDENT CD-2				
STATCONGRESSIONAL DISTRICT 2				
(VOTE FOR) 1				
MESPLAY, KENT	0	0	0	0
STEIN, JILL.	0	0	0	0
Over Votes	0	0	0	0
Under Votes	0	0	0	0
Final Count				
STATISTICS				

Run Date:03/29/16 02:48 PM

Report EL30A Page 0154-01

0154 154

TOTAL VOTES	%	EARLY	POLLS	PROV
REGISTERED VOTERS - TOTAL	67			
REGISTERED VOTERS - DEMOCRATIC PARTY	18 26.87			
REGISTERED VOTERS - REPUBLICAN PARTY	49 73.13			
REGISTERED VOTERS - GREEN PARTY	0			
BALLOTS CAST - TOTAL	56	56	0	0
BALLOTS CAST - NONPARTISAN	0	0	0	0
BALLOTS CAST - DEMOCRATIC PARTY	13 23.21	13	0	0
BALLOTS CAST - REPUBLICAN PARTY	43 76.79	43	0	0
BALLOTS CAST - GREEN PARTY	0	0	0	0
BALLOTS CAST - BLANK	0	0	0	0
VOTER TURNOUT - TOTAL	83.58			
VOTER TURNOUT - DEMOCRATIC PARTY	72.22			
VOTER TURNOUT - REPUBLICAN PARTY	87.76			
VOTER TURNOUT - BLANK				
Final Count				
DEMOCRATIC PARTY				

Run Date:03/29/16 02:48 PM

Report EL30A Page 0154-02

0154 154

TOTAL VOTES	%	EARLY	POLLS	PROV
DEMOCRATIC PARTY CANDIDATES FOR PRESIDENT CD-2				
CONGRESSIONAL DISTRICT 2				
(VOTE FOR) 1				
DE LA FUENTE, ROQUE "ROCKY"	0	0	0	0
STEINBERG, MICHAEL	1 7.69	1	0	0
SANDERS, BERNIE	8 61.54	8	0	0
O'MALLEY, MARTIN J.	0	0	0	0
CLINTON, HILLARY	4 30.77	4	0	0
HEWES, HENRY	0	0	0	0
Over Votes	0	0	0	0
Under Votes	0	0	0	0
Final Count				
REPUBLICAN PARTY				

Run Date:03/29/16 02:48 PM

Report EL30A Page 0154-03

0154 154

TOTAL VOTES	%	EARLY	POLLS	PROV
REPUBLICAN PARTY CANDIDATES FOR PRESIDENT CD-2				
CONGRESSIONAL DISTRICT 2				
(VOTE FOR) 1				
SANTORUM, RICK.	0	0	0	0
COOK, TIM	0	0	0	0
PAUL, RAND	0	0	0	0
RUBIO, MARCO	6 13.95	6	0	0
GRAHAM, LINDSEY	0	0	0	0
KASICH, JOHN R.	9 20.93	9	0	0
BUSH, JEB	1 2.33	1	0	0
TRUMP, DONALD J.	18 41.86	18	0	0
FIORINA, CARLY.	0	0	0	0
PATAKI, GEORGE E.	0	0	0	0
CRUZ, TED	8 18.60	8	0	0
HUCKABEE, MIKE.	0	0	0	0
CHRISTIE, CHRIS	1 2.33	1	0	0
CARSON, BEN.	0	0	0	0

Over Votes 0 0 0 0
 Under Votes 0 0 0 0
 Final Count
 GREEN PARTY

Run Date:03/29/16 02:48 PM

Report EL30A Page 0154-04

0154 154

	TOTAL VOTES	%	EARLY	POLLS	PROV
GREEN PARTY CANDIDATES FOR PRESIDENT CD-2 STATCONGRESSIONAL DISTRICT 2 (VOTE FOR) 1					
MESPLAY, KENT	0		0	0	0
STEIN, JILL.	0		0	0	0
Over Votes	0		0	0	0
Under Votes	0		0	0	0

Final Count
STATISTICS

Run Date:03/29/16 02:48 PM

Report EL30A Page 0155-01

0155 155

	TOTAL VOTES	%	EARLY	POLLS	PROV
REGISTERED VOTERS - TOTAL	83				
REGISTERED VOTERS - DEMOCRATIC PARTY	45	54.22			
REGISTERED VOTERS - REPUBLICAN PARTY	38	45.78			
REGISTERED VOTERS - GREEN PARTY	0				
BALLOTS CAST - TOTAL.	47		47	0	0
BALLOTS CAST - NONPARTISAN.	0		0	0	0
BALLOTS CAST - DEMOCRATIC PARTY	25	53.19	25	0	0
BALLOTS CAST - REPUBLICAN PARTY	22	46.81	22	0	0
BALLOTS CAST - GREEN PARTY.	0		0	0	0
BALLOTS CAST - BLANK.	0		0	0	0
VOTER TURNOUT - TOTAL		56.63			
VOTER TURNOUT - DEMOCRATIC PARTY.		55.56			
VOTER TURNOUT - REPUBLICAN PARTY.		57.89			
VOTER TURNOUT - BLANK					

Final Count
DEMOCRATIC PARTY

Run Date:03/29/16 02:48 PM

Report EL30A Page 0155-02

0155 155

	TOTAL VOTES	%	EARLY	POLLS	PROV
DEMOCRATIC PARTY CANDIDATES FOR PRESIDENT CD-3 CONGRESSIONAL DISTRICT 3 (VOTE FOR) 1					
DE LA FUENTE, ROQUE "ROCKY"	1	4.00	1	0	0
STEINBERG, MICHAEL	0		0	0	0
SANDERS, BERNIE	14	56.00	14	0	0
O'MALLEY, MARTIN J.	0		0	0	0
CLINTON, HILLARY	10	40.00	10	0	0
HEWES, HENRY	0		0	0	0
Over Votes	0		0	0	0
Under Votes	0		0	0	0

Final Count
REPUBLICAN PARTY

Run Date:03/29/16 02:48 PM

Report EL30A Page 0155-03

0155 155

	TOTAL VOTES	%	EARLY	POLLS	PROV
REPUBLICAN PARTY CANDIDATES FOR PRESIDENT CD-3 CONGRESSIONAL DISTRICT 3 (VOTE FOR) 1					
SANTORUM, RICK.	0		0	0	0
COOK, TIM	0		0	0	0
PAUL, RAND	0		0	0	0
RUBIO, MARCO	1	4.55	1	0	0
GRAHAM, LINDSEY	0		0	0	0
KASICH, JOHN R.	2	9.09	2	0	0
BUSH, JEB	2	9.09	2	0	0
TRUMP, DONALD J.	10	45.45	10	0	0
FIORINA, CARLY.	0		0	0	0
PATAKI, GEORGE E..	0		0	0	0
CRUZ, TED	6	27.27	6	0	0
HUCKABEE, MIKE.	0		0	0	0
CHRISTIE, CHRIS	0		0	0	0
CARSON, BEN.	1	4.55	1	0	0
Over Votes	0		0	0	0
Under Votes	0		0	0	0

Final Count
GREEN PARTY

Run Date:03/29/16 02:48 PM

Report EL30A Page 0155-04

0155 155

	TOTAL VOTES	%	EARLY	POLLS	PROV
GREEN PARTY CANDIDATES FOR PRESIDENT CD-3 STATCONGRESSIONAL DISTRICT 3 (VOTE FOR) 1					
MESPLAY, KENT	0		0	0	0
STEIN, JILL.	0		0	0	0
Over Votes	0		0	0	0
Under Votes	0		0	0	0

Final Count
STATISTICS

Run Date:03/29/16 02:48 PM

Report EL30A Page 0156-01

0156 156

	TOTAL VOTES	%	EARLY	POLLS	PROV
REGISTERED VOTERS - TOTAL	62				
REGISTERED VOTERS - DEMOCRATIC PARTY	27	43.55			
REGISTERED VOTERS - REPUBLICAN PARTY	35	56.45			
REGISTERED VOTERS - GREEN PARTY	0				
BALLOTS CAST - TOTAL	44		44	0	0
BALLOTS CAST - NONPARTISAN	0		0	0	0
BALLOTS CAST - DEMOCRATIC PARTY	16	36.36	16	0	0
BALLOTS CAST - REPUBLICAN PARTY	28	63.64	28	0	0
BALLOTS CAST - GREEN PARTY	0		0	0	0
BALLOTS CAST - BLANK	0		0	0	0
VOTER TURNOUT - TOTAL		70.97			
VOTER TURNOUT - DEMOCRATIC PARTY		59.26			
VOTER TURNOUT - REPUBLICAN PARTY		80.00			
VOTER TURNOUT - BLANK					

Final Count
DEMOCRATIC PARTY

Run Date:03/29/16 02:48 PM

Report EL30A Page 0156-02

0156 156

	TOTAL VOTES	%	EARLY	POLLS	PROV
DEMOCRATIC PARTY CANDIDATES FOR PRESIDENT CD-3 CONGRESSIONAL DISTRICT 3 (VOTE FOR) 1					
DE LA FUENTE, ROQUE "ROCKY"	0		0	0	0
STEINBERG, MICHAEL	0		0	0	0
SANDERS, BERNIE	11	68.75	11	0	0
O'MALLEY, MARTIN J.	1	6.25	1	0	0
CLINTON, HILLARY	4	25.00	4	0	0
HEWES, HENRY	0		0	0	0
Over Votes	0		0	0	0
Under Votes	0		0	0	0

Final Count
REPUBLICAN PARTY

Run Date:03/29/16 02:48 PM

Report EL30A Page 0156-03

0156 156

	TOTAL VOTES	%	EARLY	POLLS	PROV
REPUBLICAN PARTY CANDIDATES FOR PRESIDENT CD-3 CONGRESSIONAL DISTRICT 3 (VOTE FOR) 1					
SANTORUM, RICK.	0		0	0	0
COOK, TIM	0		0	0	0
PAUL, RAND	0		0	0	0
RUBIO, MARCO	1	3.57	1	0	0
GRAHAM, LINDSEY	0		0	0	0
KASICH, JOHN R.	5	17.86	5	0	0
BUSH, JEB	0		0	0	0
TRUMP, DONALD J.	12	42.86	12	0	0
FIORINA, CARLY.	0		0	0	0
PATAKI, GEORGE E.	0		0	0	0
CRUZ, TED	8	28.57	8	0	0
HUCKABEE, MIKE.	0		0	0	0
CHRISTIE, CHRIS	0		0	0	0
CARSON, BEN.	2	7.14	2	0	0
Over Votes	0		0	0	0
Under Votes	0		0	0	0

Final Count
GREEN PARTY

Run Date:03/29/16 02:48 PM

Report EL30A Page 0156-04

0156 156

	TOTAL VOTES	%	EARLY	POLLS	PROV
GREEN PARTY CANDIDATES FOR PRESIDENT CD-3 STATCONGRESSIONAL DISTRICT 3 (VOTE FOR) 1					
MESPLAY, KENT	0		0	0	0
STEIN, JILL.	0		0	0	0
Over Votes	0		0	0	0
Under Votes	0		0	0	0

Final Count
STATISTICS

Run Date:03/29/16 02:48 PM

Report EL30A Page 0157-01

0157 157

	TOTAL VOTES	%	EARLY	POLLS	PROV
REGISTERED VOTERS - TOTAL	315				
REGISTERED VOTERS - DEMOCRATIC PARTY	182	57.78			
REGISTERED VOTERS - REPUBLICAN PARTY	128	40.63			
REGISTERED VOTERS - GREEN PARTY	5	1.59			
BALLOTS CAST - TOTAL	208		133	73	2
BALLOTS CAST - NONPARTISAN	0		0	0	0
BALLOTS CAST - DEMOCRATIC PARTY	116	55.77	68	46	2
BALLOTS CAST - REPUBLICAN PARTY	92	44.23	65	27	0
BALLOTS CAST - GREEN PARTY	0		0	0	0

BALLOTS CAST - BLANK 0 0 0 0
 VOTER TURNOUT - TOTAL 66.03
 VOTER TURNOUT - DEMOCRATIC PARTY 63.74
 VOTER TURNOUT - REPUBLICAN PARTY 71.88
 VOTER TURNOUT - GREEN PARTY
 VOTER TURNOUT - BLANK

Final Count
 DEMOCRATIC PARTY

Run Date:03/29/16 02:48 PM

Report EL30A Page 0157-02

0157 157

	TOTAL VOTES	%	EARLY	POLLS	PROV
DEMOCRATIC PARTY CANDIDATES FOR PRESIDENT CD-3 CONGRESSIONAL DISTRICT 3 (VOTE FOR) 1					
DE LA FUENTE, ROQUE "ROCKY"	1	.86	1	0	0
STEINBERG, MICHAEL	1	.86	1	0	0
SANDERS, BERNIE	69	59.48	33	34	2
O'MALLEY, MARTIN J.	2	1.72	1	1	0
CLINTON, HILLARY	43	37.07	32	11	0
HEWES, HENRY	0		0	0	0
Over Votes	0		0	0	0
Under Votes	0		0	0	0

Final Count
 REPUBLICAN PARTY

Run Date:03/29/16 02:48 PM

Report EL30A Page 0157-03

0157 157

	TOTAL VOTES	%	EARLY	POLLS	PROV
REPUBLICAN PARTY CANDIDATES FOR PRESIDENT CD-3 CONGRESSIONAL DISTRICT 3 (VOTE FOR) 1					
SANTORUM, RICK.	1	1.09	0	1	0
COOK, TIM	0		0	0	0
PAUL, RAND	0		0	0	0
RUBIO, MARCO	6	6.52	6	0	0
GRAHAM, LINDSEY	0		0	0	0
KASICH, JOHN R.	5	5.43	1	4	0
BUSH, JEB	0		0	0	0
TRUMP, DONALD J.	53	57.61	37	16	0
FIORINA, CARLY.	0		0	0	0
PATAKI, GEORGE E.	0		0	0	0
CRUZ, TED	23	25.00	17	6	0
HUCKABEE, MIKE.	1	1.09	1	0	0
CHRISTIE, CHRIS	0		0	0	0
CARSON, BEN.	3	3.26	3	0	0
Over Votes	0		0	0	0
Under Votes	0		0	0	0

Final Count
 GREEN PARTY

Run Date:03/29/16 02:48 PM

Report EL30A Page 0157-04

0157 157

	TOTAL VOTES	%	EARLY	POLLS	PROV
GREEN PARTY CANDIDATES FOR PRESIDENT CD-3 STATCONGRESSIONAL DISTRICT 3 (VOTE FOR) 1					
MESPLAY, KENT	0		0	0	0
STEIN, JILL.	0		0	0	0
Over Votes	0		0	0	0
Under Votes	0		0	0	0

Final Count
 STATISTICS

Run Date:03/29/16 02:48 PM

Report EL30A Page 0158-01

0158 158

	TOTAL VOTES	%	EARLY	POLLS	PROV
REGISTERED VOTERS - TOTAL	290				
REGISTERED VOTERS - DEMOCRATIC PARTY	134	46.21			
REGISTERED VOTERS - REPUBLICAN PARTY	155	53.45			
REGISTERED VOTERS - GREEN PARTY	1	.34			
BALLOTS CAST - TOTAL	160		160	0	0
BALLOTS CAST - NONPARTISAN.	0		0	0	0
BALLOTS CAST - DEMOCRATIC PARTY	64	40.00	64	0	0
BALLOTS CAST - REPUBLICAN PARTY	95	59.38	95	0	0
BALLOTS CAST - GREEN PARTY.	1	.63	1	0	0
BALLOTS CAST - BLANK.	1	.63	1	0	0
VOTER TURNOUT - TOTAL		55.17			
VOTER TURNOUT - DEMOCRATIC PARTY.		47.76			
VOTER TURNOUT - REPUBLICAN PARTY.		61.29			
VOTER TURNOUT - GREEN PARTY		100.00			
VOTER TURNOUT - BLANK34			

Final Count
 DEMOCRATIC PARTY

Run Date:03/29/16 02:48 PM

Report EL30A Page 0158-02

0158 158

	TOTAL VOTES	%	EARLY	POLLS	PROV
DEMOCRATIC PARTY CANDIDATES FOR PRESIDENT CD-3 CONGRESSIONAL DISTRICT 3					

(VOTE FOR) 1					
DE LA FUENTE, ROQUE "ROCKY"	0		0	0	0
STEINBERG, MICHAEL	1	1.59	1	0	0
SANDERS, BERNIE	27	42.86	27	0	0
O'MALLEY, MARTIN J.	0		0	0	0
CLINTON, HILLARY	35	55.56	35	0	0
HEWES, HENRY	0		0	0	0
Over Votes	0		0	0	0
Under Votes	1		1	0	0

Final Count
REPUBLICAN PARTY

Run Date:03/29/16 02:48 PM

Report EL30A Page 0158-03

0158 158

	TOTAL VOTES	%	EARLY	POLLS	PROV
REPUBLICAN PARTY CANDIDATES FOR PRESIDENT CD-3					
CONGRESSIONAL DISTRICT 3					
(VOTE FOR) 1					
SANTORUM, RICK.	0		0	0	0
COOK, TIM	0		0	0	0
PAUL, RAND	0		0	0	0
RUBIO, MARCO	16	16.84	16	0	0
GRAHAM, LINDSEY	0		0	0	0
KASICH, JOHN R.	2	2.11	2	0	0
BUSH, JEB	0		0	0	0
TRUMP, DONALD J.	53	55.79	53	0	0
FIORINA, CARLY.	0		0	0	0
PATAKI, GEORGE E.	0		0	0	0
CRUZ, TED	22	23.16	22	0	0
HUCKABEE, MIKE.	0		0	0	0
CHRISTIE, CHRIS	0		0	0	0
CARSON, BEN.	2	2.11	2	0	0
Over Votes	0		0	0	0
Under Votes	0		0	0	0

Final Count
GREEN PARTY

Run Date:03/29/16 02:48 PM

Report EL30A Page 0158-04

0158 158

	TOTAL VOTES	%	EARLY	POLLS	PROV
GREEN PARTY CANDIDATES FOR PRESIDENT CD-3					
STATCONGRESSIONAL DISTRICT 3					
(VOTE FOR) 1					
MESPLAY, KENT	0		0	0	0
STEIN, JILL.	1	100.00	1	0	0
Over Votes	0		0	0	0
Under Votes	0		0	0	0

Final Count
STATISTICS

Run Date:03/29/16 02:48 PM

Report EL30A Page 0159-01

0159 159

	TOTAL VOTES	%	EARLY	POLLS	PROV
REGISTERED VOTERS - TOTAL	0				
REGISTERED VOTERS - DEMOCRATIC PARTY	0				
REGISTERED VOTERS - REPUBLICAN PARTY	0				
REGISTERED VOTERS - GREEN PARTY	0				
BALLOTS CAST - TOTAL	0		0	0	0
BALLOTS CAST - NONPARTISAN	0		0	0	0
BALLOTS CAST - DEMOCRATIC PARTY	0		0	0	0
BALLOTS CAST - REPUBLICAN PARTY	0		0	0	0
BALLOTS CAST - GREEN PARTY	0		0	0	0
BALLOTS CAST - BLANK	0		0	0	0

Final Count
DEMOCRATIC PARTY

Run Date:03/29/16 02:48 PM

Report EL30A Page 0159-02

0159 159

	TOTAL VOTES	%	EARLY	POLLS	PROV
DEMOCRATIC PARTY CANDIDATES FOR PRESIDENT CD-3					
CONGRESSIONAL DISTRICT 3					
(VOTE FOR) 1					
DE LA FUENTE, ROQUE "ROCKY"	0		0	0	0
STEINBERG, MICHAEL	0		0	0	0
SANDERS, BERNIE	0		0	0	0
O'MALLEY, MARTIN J.	0		0	0	0
CLINTON, HILLARY	0		0	0	0
HEWES, HENRY	0		0	0	0
Over Votes	0		0	0	0
Under Votes	0		0	0	0

Final Count
REPUBLICAN PARTY

Run Date:03/29/16 02:48 PM

Report EL30A Page 0159-03

0159 159

	TOTAL VOTES	%	EARLY	POLLS	PROV
REPUBLICAN PARTY CANDIDATES FOR PRESIDENT CD-3					
CONGRESSIONAL DISTRICT 3					
(VOTE FOR) 1					
SANTORUM, RICK.	0		0	0	0

COOK, TIM	0	0	0	0
PAUL, RAND	0	0	0	0
RUBIO, MARCO	0	0	0	0
GRAHAM, LINDSEY	0	0	0	0
KASICH, JOHN R.	0	0	0	0
BUSH, JEB	0	0	0	0
TRUMP, DONALD J.	0	0	0	0
FIORINA, CARLY	0	0	0	0
PATAKI, GEORGE E.	0	0	0	0
CRUZ, TED	0	0	0	0
HUCKABEE, MIKE	0	0	0	0
CHRISTIE, CHRIS	0	0	0	0
CARSON, BEN	0	0	0	0
Over Votes	0	0	0	0
Under Votes	0	0	0	0
Final Count GREEN PARTY				

Run Date:03/29/16 02:48 PM

Report EL30A Page 0159-04

0159 159

TOTAL VOTES	%	EARLY	POLLS	PROV
GREEN PARTY CANDIDATES FOR PRESIDENT CD-3 STATCONGRESSIONAL DISTRICT 3 (VOTE FOR) 1				
MESPLAY, KENT	0	0	0	0
STEIN, JILL	0	0	0	0
Over Votes	0	0	0	0
Under Votes	0	0	0	0
Final Count STATISTICS				

Run Date:03/29/16 02:48 PM

Report EL30A Page 0160-01

0160 160

TOTAL VOTES	%	EARLY	POLLS	PROV
REGISTERED VOTERS - TOTAL	302			
REGISTERED VOTERS - DEMOCRATIC PARTY	182	60.26		
REGISTERED VOTERS - REPUBLICAN PARTY	119	39.40		
REGISTERED VOTERS - GREEN PARTY	1	.33		
BALLOTS CAST - TOTAL	144	95	47	2
BALLOTS CAST - NONPARTISAN	0	0	0	0
BALLOTS CAST - DEMOCRATIC PARTY	93	64.58	60	31
BALLOTS CAST - REPUBLICAN PARTY	51	35.42	35	16
BALLOTS CAST - GREEN PARTY	0	0	0	0
BALLOTS CAST - BLANK	0	0	0	0
VOTER TURNOUT - TOTAL	47.68			
VOTER TURNOUT - DEMOCRATIC PARTY	51.10			
VOTER TURNOUT - REPUBLICAN PARTY	42.86			
VOTER TURNOUT - GREEN PARTY				
VOTER TURNOUT - BLANK				
Final Count DEMOCRATIC PARTY				

Run Date:03/29/16 02:48 PM

Report EL30A Page 0160-02

0160 160

TOTAL VOTES	%	EARLY	POLLS	PROV
DEMOCRATIC PARTY CANDIDATES FOR PRESIDENT CD-3 CONGRESSIONAL DISTRICT 3 (VOTE FOR) 1				
DE LA FUENTE, ROQUE "ROCKY"	1	1.08	1	0
STEINBERG, MICHAEL	1	1.08	1	0
SANDERS, BERNIE	36	38.71	22	13
O'MALLEY, MARTIN J.	2	2.15	1	1
CLINTON, HILLARY	53	56.99	35	17
HEWES, HENRY	0	0	0	0
Over Votes	0	0	0	0
Under Votes	0	0	0	0
Final Count REPUBLICAN PARTY				

Run Date:03/29/16 02:48 PM

Report EL30A Page 0160-03

0160 160

TOTAL VOTES	%	EARLY	POLLS	PROV
REPUBLICAN PARTY CANDIDATES FOR PRESIDENT CD-3 CONGRESSIONAL DISTRICT 3 (VOTE FOR) 1				
SANTORUM, RICK	0	0	0	0
COOK, TIM	0	0	0	0
PAUL, RAND	1	1.96	1	0
RUBIO, MARCO	6	11.76	6	0
GRAHAM, LINDSEY	1	1.96	1	0
KASICH, JOHN R.	4	7.84	2	2
BUSH, JEB	1	1.96	0	1
TRUMP, DONALD J.	26	50.98	14	12
FIORINA, CARLY	0	0	0	0
PATAKI, GEORGE E.	0	0	0	0
CRUZ, TED	11	21.57	10	1
HUCKABEE, MIKE	0	0	0	0
CHRISTIE, CHRIS	0	0	0	0
CARSON, BEN	1	1.96	1	0
Over Votes	0	0	0	0
Under Votes	0	0	0	0

Final Count
GREEN PARTY

Run Date:03/29/16 02:48 PM

Report EL30A Page 0160-04

0160 160

	TOTAL VOTES	%	EARLY	POLLS	PROV
GREEN PARTY CANDIDATES FOR PRESIDENT CD-3 STATCONGRESSIONAL DISTRICT 3 (VOTE FOR) 1					
MESPLAY, KENT	0		0	0	0
STEIN, JILL.	0		0	0	0
Over Votes	0		0	0	0
Under Votes	0		0	0	0

Final Count
STATISTICS

Run Date:03/29/16 02:48 PM

Report EL30A Page 0161-01

0161 161

	TOTAL VOTES	%	EARLY	POLLS	PROV
REGISTERED VOTERS - TOTAL	0				
REGISTERED VOTERS - DEMOCRATIC PARTY	0				
REGISTERED VOTERS - REPUBLICAN PARTY	0				
REGISTERED VOTERS - GREEN PARTY	0				
BALLOTS CAST - TOTAL.	0		0	0	0
BALLOTS CAST - NONPARTISAN.	0		0	0	0
BALLOTS CAST - DEMOCRATIC PARTY	0		0	0	0
BALLOTS CAST - REPUBLICAN PARTY	0		0	0	0
BALLOTS CAST - GREEN PARTY.	0		0	0	0
BALLOTS CAST - BLANK.	0		0	0	0

Final Count
DEMOCRATIC PARTY

Run Date:03/29/16 02:48 PM

Report EL30A Page 0161-02

0161 161

	TOTAL VOTES	%	EARLY	POLLS	PROV
DEMOCRATIC PARTY CANDIDATES FOR PRESIDENT CD-3 CONGRESSIONAL DISTRICT 3 (VOTE FOR) 1					
DE LA FUENTE, ROQUE "ROCKY"	0		0	0	0
STEINBERG, MICHAEL	0		0	0	0
SANDERS, BERNIE	0		0	0	0
O'MALLEY, MARTIN J.	0		0	0	0
CLINTON, HILLARY	0		0	0	0
HEWES, HENRY	0		0	0	0
Over Votes	0		0	0	0
Under Votes	0		0	0	0

Final Count
REPUBLICAN PARTY

Run Date:03/29/16 02:48 PM

Report EL30A Page 0161-03

0161 161

	TOTAL VOTES	%	EARLY	POLLS	PROV
REPUBLICAN PARTY CANDIDATES FOR PRESIDENT CD-3 CONGRESSIONAL DISTRICT 3 (VOTE FOR) 1					
SANTORUM, RICK.	0		0	0	0
COOK, TIM	0		0	0	0
PAUL, RAND	0		0	0	0
RUBIO, MARCO	0		0	0	0
GRAHAM, LINDSEY	0		0	0	0
KASICH, JOHN R.	0		0	0	0
BUSH, JEB	0		0	0	0
TRUMP, DONALD J.	0		0	0	0
FIORINA, CARLY.	0		0	0	0
PATAKI, GEORGE E.	0		0	0	0
CRUZ, TED	0		0	0	0
HUCKABEE, MIKE.	0		0	0	0
CHRISTIE, CHRIS	0		0	0	0
CARSON, BEN.	0		0	0	0
Over Votes	0		0	0	0
Under Votes	0		0	0	0

Final Count
GREEN PARTY

Run Date:03/29/16 02:48 PM

Report EL30A Page 0161-04

0161 161

	TOTAL VOTES	%	EARLY	POLLS	PROV
GREEN PARTY CANDIDATES FOR PRESIDENT CD-3 STATCONGRESSIONAL DISTRICT 3 (VOTE FOR) 1					
MESPLAY, KENT	0		0	0	0
STEIN, JILL.	0		0	0	0
Over Votes	0		0	0	0
Under Votes	0		0	0	0

Final Count
STATISTICS

Run Date:03/29/16 02:48 PM

Report EL30A Page 0162-01

0162 162

	TOTAL VOTES	%	EARLY	POLLS	PROV
--	-------------	---	-------	-------	------

REGISTERED VOTERS - TOTAL	0			
REGISTERED VOTERS - DEMOCRATIC PARTY	0			
REGISTERED VOTERS - REPUBLICAN PARTY	0			
REGISTERED VOTERS - GREEN PARTY	0			
BALLOTS CAST - TOTAL.	0	0	0	0
BALLOTS CAST - NONPARTISAN.	0	0	0	0
BALLOTS CAST - DEMOCRATIC PARTY	0	0	0	0
BALLOTS CAST - REPUBLICAN PARTY	0	0	0	0
BALLOTS CAST - GREEN PARTY.	0	0	0	0
BALLOTS CAST - BLANK.	0	0	0	0

Final Count
DEMOCRATIC PARTY

Run Date:03/29/16 02:48 PM

Report EL30A Page 0162-02

0162 162

TOTAL VOTES	%	EARLY	POLLS	PROV
-------------	---	-------	-------	------

DEMOCRATIC PARTY CANDIDATES FOR PRESIDENT CD-3

CONGRESSIONAL DISTRICT 3

(VOTE FOR) 1

DE LA FUENTE, ROQUE "ROCKY"	0	0	0	0
STEINBERG, MICHAEL	0	0	0	0
SANDERS, BERNIE	0	0	0	0
O'MALLEY, MARTIN J.	0	0	0	0
CLINTON, HILLARY	0	0	0	0
HEWES, HENRY	0	0	0	0
Over Votes	0	0	0	0
Under Votes	0	0	0	0

Final Count
REPUBLICAN PARTY

Run Date:03/29/16 02:48 PM

Report EL30A Page 0162-03

0162 162

TOTAL VOTES	%	EARLY	POLLS	PROV
-------------	---	-------	-------	------

REPUBLICAN PARTY CANDIDATES FOR PRESIDENT CD-3

CONGRESSIONAL DISTRICT 3

(VOTE FOR) 1

SANTORUM, RICK.	0	0	0	0
COOK, TIM	0	0	0	0
PAUL, RAND	0	0	0	0
RUBIO, MARCO	0	0	0	0
GRAHAM, LINDSEY	0	0	0	0
KASICH, JOHN R.	0	0	0	0
BUSH, JEB	0	0	0	0
TRUMP, DONALD J.	0	0	0	0
FIORINA, CARLY.	0	0	0	0
PATAKI, GEORGE E..	0	0	0	0
CRUZ, TED	0	0	0	0
HUCKABEE, MIKE.	0	0	0	0
CHRISTIE, CHRIS	0	0	0	0
CARSON, BEN.	0	0	0	0
Over Votes	0	0	0	0
Under Votes	0	0	0	0

Final Count
GREEN PARTY

Run Date:03/29/16 02:48 PM

Report EL30A Page 0162-04

0162 162

TOTAL VOTES	%	EARLY	POLLS	PROV
-------------	---	-------	-------	------

GREEN PARTY CANDIDATES FOR PRESIDENT CD-3

STATCONGRESSIONAL DISTRICT 3

(VOTE FOR) 1

MESPLAY, KENT	0	0	0	0
STEIN, JILL.	0	0	0	0
Over Votes	0	0	0	0
Under Votes	0	0	0	0

Final Count
STATISTICS

Run Date:03/29/16 02:48 PM

Report EL30A Page 0163-01

0163 163

TOTAL VOTES	%	EARLY	POLLS	PROV
-------------	---	-------	-------	------

REGISTERED VOTERS - TOTAL	0			
REGISTERED VOTERS - DEMOCRATIC PARTY	0			
REGISTERED VOTERS - REPUBLICAN PARTY	0			
REGISTERED VOTERS - GREEN PARTY	0			
BALLOTS CAST - TOTAL.	0	0	0	0
BALLOTS CAST - NONPARTISAN.	0	0	0	0
BALLOTS CAST - DEMOCRATIC PARTY	0	0	0	0
BALLOTS CAST - REPUBLICAN PARTY	0	0	0	0
BALLOTS CAST - GREEN PARTY.	0	0	0	0
BALLOTS CAST - BLANK.	0	0	0	0

Final Count
DEMOCRATIC PARTY

Run Date:03/29/16 02:48 PM

Report EL30A Page 0163-02

0163 163

TOTAL VOTES	%	EARLY	POLLS	PROV
-------------	---	-------	-------	------

DEMOCRATIC PARTY CANDIDATES FOR PRESIDENT CD-3

CONGRESSIONAL DISTRICT 3

(VOTE FOR) 1
 DE LA FUENTE, ROQUE "ROCKY" 0 0 0 0
 STEINBERG, MICHAEL 0 0 0 0
 SANDERS, BERNIE 0 0 0 0
 O'MALLEY, MARTIN J. 0 0 0 0
 CLINTON, HILLARY 0 0 0 0
 HEWES, HENRY 0 0 0 0
 Over Votes 0 0 0 0
 Under Votes 0 0 0 0

Final Count
 REPUBLICAN PARTY

Run Date:03/29/16 02:48 PM

Report EL30A Page 0163-03

0163 163

TOTAL VOTES % EARLY POLLS PROV

REPUBLICAN PARTY CANDIDATES FOR PRESIDENT CD-3
 CONGRESSIONAL DISTRICT 3

(VOTE FOR) 1
 SANTORUM, RICK. 0 0 0 0
 COOK, TIM 0 0 0 0
 PAUL, RAND 0 0 0 0
 RUBIO, MARCO 0 0 0 0
 GRAHAM, LINDSEY 0 0 0 0
 KASICH, JOHN R. 0 0 0 0
 BUSH, JEB 0 0 0 0
 TRUMP, DONALD J. 0 0 0 0
 FLORINA, CARLY. 0 0 0 0
 PATAKI, GEORGE E. 0 0 0 0
 CRUZ, TED 0 0 0 0
 HUCKABEE, MIKE. 0 0 0 0
 CHRISTIE, CHRIS 0 0 0 0
 CARSON, BEN. 0 0 0 0
 Over Votes 0 0 0 0
 Under Votes 0 0 0 0

Final Count
 GREEN PARTY

Run Date:03/29/16 02:48 PM

Report EL30A Page 0163-04

0163 163

TOTAL VOTES % EARLY POLLS PROV

GREEN PARTY CANDIDATES FOR PRESIDENT CD-3
 STATCONGRESSIONAL DISTRICT 3

(VOTE FOR) 1
 MESPLAY, KENT 0 0 0 0
 STEIN, JILL. 0 0 0 0
 Over Votes 0 0 0 0
 Under Votes 0 0 0 0

Final Count
 STATISTICS

Run Date:03/29/16 02:48 PM

Report EL30A Page 0164-01

0164 164

TOTAL VOTES % EARLY POLLS PROV

REGISTERED VOTERS - TOTAL 0
 REGISTERED VOTERS - DEMOCRATIC PARTY 0
 REGISTERED VOTERS - REPUBLICAN PARTY 0
 REGISTERED VOTERS - GREEN PARTY 0
 BALLOTS CAST - TOTAL. 0 0 0 0
 BALLOTS CAST - NONPARTISAN. 0 0 0 0
 BALLOTS CAST - DEMOCRATIC PARTY 0 0 0 0
 BALLOTS CAST - REPUBLICAN PARTY 0 0 0 0
 BALLOTS CAST - GREEN PARTY. 0 0 0 0
 BALLOTS CAST - BLANK. 0 0 0 0

Final Count
 DEMOCRATIC PARTY

Run Date:03/29/16 02:48 PM

Report EL30A Page 0164-02

0164 164

TOTAL VOTES % EARLY POLLS PROV

DEMOCRATIC PARTY CANDIDATES FOR PRESIDENT CD-3
 CONGRESSIONAL DISTRICT 3

(VOTE FOR) 1
 DE LA FUENTE, ROQUE "ROCKY" 0 0 0 0
 STEINBERG, MICHAEL 0 0 0 0
 SANDERS, BERNIE 0 0 0 0
 O'MALLEY, MARTIN J. 0 0 0 0
 CLINTON, HILLARY 0 0 0 0
 HEWES, HENRY 0 0 0 0
 Over Votes 0 0 0 0
 Under Votes 0 0 0 0

Final Count
 REPUBLICAN PARTY

Run Date:03/29/16 02:48 PM

Report EL30A Page 0164-03

0164 164

TOTAL VOTES % EARLY POLLS PROV

REPUBLICAN PARTY CANDIDATES FOR PRESIDENT CD-3
 CONGRESSIONAL DISTRICT 3

(VOTE FOR) 1
 SANTORUM, RICK. 0 0 0 0

COOK, TIM	0	0	0	0
PAUL, RAND	0	0	0	0
RUBIO, MARCO	0	0	0	0
GRAHAM, LINDSEY	0	0	0	0
KASICH, JOHN R.	0	0	0	0
BUSH, JEB	0	0	0	0
TRUMP, DONALD J.	0	0	0	0
FIORINA, CARLY.	0	0	0	0
PATAKI, GEORGE E..	0	0	0	0
CRUZ, TED	0	0	0	0
HUCKABEE, MIKE.	0	0	0	0
CHRISTIE, CHRIS	0	0	0	0
CARSON, BEN.	0	0	0	0
Over Votes	0	0	0	0
Under Votes	0	0	0	0
Final Count GREEN PARTY				

Run Date:03/29/16 02:48 PM

Report EL30A Page 0164-04

0164 164

TOTAL VOTES	%	EARLY	POLLS	PROV
GREEN PARTY CANDIDATES FOR PRESIDENT CD-3 STATCONGRESSIONAL DISTRICT 3 (VOTE FOR) 1				
MESPLAY, KENT	0	0	0	0
STEIN, JILL.	0	0	0	0
Over Votes	0	0	0	0
Under Votes	0	0	0	0
Final Count STATISTICS				

Run Date:03/29/16 02:48 PM

Report EL30A Page 0165-01

0165 165

TOTAL VOTES	%	EARLY	POLLS	PROV
REGISTERED VOTERS - TOTAL	433			
REGISTERED VOTERS - DEMOCRATIC PARTY	195 45.03			
REGISTERED VOTERS - REPUBLICAN PARTY	238 54.97			
REGISTERED VOTERS - GREEN PARTY	0			
BALLOTS CAST - TOTAL	302	246	53	3
BALLOTS CAST - NONPARTISAN.	0	0	0	0
BALLOTS CAST - DEMOCRATIC PARTY	124 41.06	109	15	0
BALLOTS CAST - REPUBLICAN PARTY	178 58.94	137	38	3
BALLOTS CAST - GREEN PARTY.	0	0	0	0
BALLOTS CAST - BLANK.	1 .33	1	0	0
VOTER TURNOUT - TOTAL	69.75			
VOTER TURNOUT - DEMOCRATIC PARTY.	63.59			
VOTER TURNOUT - REPUBLICAN PARTY.	74.79			
VOTER TURNOUT - BLANK23			
Final Count DEMOCRATIC PARTY				

Run Date:03/29/16 02:48 PM

Report EL30A Page 0165-02

0165 165

TOTAL VOTES	%	EARLY	POLLS	PROV
DEMOCRATIC PARTY CANDIDATES FOR PRESIDENT CD-3 CONGRESSIONAL DISTRICT 3 (VOTE FOR) 1				
DE LA FUENTE, ROQUE "ROCKY"	1 .82	1	0	0
STEINBERG, MICHAEL	0	0	0	0
SANDERS, BERNIE	39 31.97	35	4	0
O'MALLEY, MARTIN J.	0	0	0	0
CLINTON, HILLARY	82 67.21	72	10	0
HEWES, HENRY	0	0	0	0
Over Votes	1	0	1	0
Under Votes	1	1	0	0
Final Count REPUBLICAN PARTY				

Run Date:03/29/16 02:48 PM

Report EL30A Page 0165-03

0165 165

TOTAL VOTES	%	EARLY	POLLS	PROV
REPUBLICAN PARTY CANDIDATES FOR PRESIDENT CD-3 CONGRESSIONAL DISTRICT 3 (VOTE FOR) 1				
SANTORUM, RICK.	0	0	0	0
COOK, TIM	0	0	0	0
PAUL, RAND	0	0	0	0
RUBIO, MARCO	21 11.80	21	0	0
GRAHAM, LINDSEY	0	0	0	0
KASICH, JOHN R.	13 7.30	11	2	0
BUSH, JEB	1 .56	1	0	0
TRUMP, DONALD J.	107 60.11	78	28	1
FIORINA, CARLY.	0	0	0	0
PATAKI, GEORGE E..	0	0	0	0
CRUZ, TED	27 15.17	17	8	2
HUCKABEE, MIKE.	0	0	0	0
CHRISTIE, CHRIS	0	0	0	0
CARSON, BEN.	9 5.06	9	0	0
Over Votes	0	0	0	0
Under Votes	0	0	0	0
Final Count				

GREEN PARTY

Run Date:03/29/16 02:48 PM

Report EL30A Page 0165-04

0165 165

	TOTAL VOTES	%	EARLY	POLLS	PROV
GREEN PARTY CANDIDATES FOR PRESIDENT CD-3 STATCONGRESSIONAL DISTRICT 3 (VOTE FOR) 1					
MESPLAY, KENT	0		0	0	0
STEIN, JILL.	0		0	0	0
Over Votes	0		0	0	0
Under Votes	0		0	0	0
Final Count STATISTICS					

Run Date:03/29/16 02:48 PM

Report EL30A Page 0166-01

0166 166

	TOTAL VOTES	%	EARLY	POLLS	PROV
REGISTERED VOTERS - TOTAL	1,855				
REGISTERED VOTERS - DEMOCRATIC PARTY	1,396	75.26			
REGISTERED VOTERS - REPUBLICAN PARTY	455	24.53			
REGISTERED VOTERS - GREEN PARTY	4	.22			
BALLOTS CAST - TOTAL	939		724	149	66
BALLOTS CAST - NONPARTISAN	0		0	0	0
BALLOTS CAST - DEMOCRATIC PARTY	715	76.14	560	96	59
BALLOTS CAST - REPUBLICAN PARTY	224	23.86	164	53	7
BALLOTS CAST - GREEN PARTY	0		0	0	0
BALLOTS CAST - BLANK	3	.32	3	0	0
VOTER TURNOUT - TOTAL		50.62			
VOTER TURNOUT - DEMOCRATIC PARTY		51.22			
VOTER TURNOUT - REPUBLICAN PARTY		49.23			
VOTER TURNOUT - GREEN PARTY					
VOTER TURNOUT - BLANK16			
Final Count DEMOCRATIC PARTY					

Run Date:03/29/16 02:48 PM

Report EL30A Page 0166-02

0166 166

	TOTAL VOTES	%	EARLY	POLLS	PROV
DEMOCRATIC PARTY CANDIDATES FOR PRESIDENT CD-3 CONGRESSIONAL DISTRICT 3 (VOTE FOR) 1					
DE LA FUENTE, ROQUE "ROCKY"	9	1.27	7	2	0
STEINBERG, MICHAEL	1	.14	1	0	0
SANDERS, BERNIE	250	35.16	164	55	31
O'MALLEY, MARTIN J.	3	.42	2	1	0
CLINTON, HILLARY	447	62.87	381	38	28
HEWES, HENRY	1	.14	1	0	0
Over Votes	1		1	0	0
Under Votes	3		3	0	0
Final Count REPUBLICAN PARTY					

Run Date:03/29/16 02:48 PM

Report EL30A Page 0166-03

0166 166

	TOTAL VOTES	%	EARLY	POLLS	PROV
REPUBLICAN PARTY CANDIDATES FOR PRESIDENT CD-3 CONGRESSIONAL DISTRICT 3 (VOTE FOR) 1					
SANTORUM, RICK.	1	.45	1	0	0
COOK, TIM	0		0	0	0
PAUL, RAND	1	.45	1	0	0
RUBIO, MARCO	25	11.16	22	3	0
GRAHAM, LINDSEY	0		0	0	0
KASICH, JOHN R.	11	4.91	7	4	0
BUSH, JEB	3	1.34	2	1	0
TRUMP, DONALD J.	100	44.64	71	26	3
FIORINA, CARLY.	0		0	0	0
PATAKI, GEORGE E.	0		0	0	0
CRUZ, TED	77	34.38	54	19	4
HUCKABEE, MIKE.	1	.45	1	0	0
CHRISTIE, CHRIS	0		0	0	0
CARSON, BEN.	5	2.23	5	0	0
Over Votes	0		0	0	0
Under Votes	0		0	0	0
Final Count GREEN PARTY					

Run Date:03/29/16 02:48 PM

Report EL30A Page 0166-04

0166 166

	TOTAL VOTES	%	EARLY	POLLS	PROV
GREEN PARTY CANDIDATES FOR PRESIDENT CD-3 STATCONGRESSIONAL DISTRICT 3 (VOTE FOR) 1					
MESPLAY, KENT	0		0	0	0
STEIN, JILL.	0		0	0	0
Over Votes	0		0	0	0
Under Votes	0		0	0	0
Final Count STATISTICS					

DEMOCRATIC PARTY

Run Date:03/29/16 02:48 PM

Report EL30A Page 0168-02

0168 168

	TOTAL VOTES	%	EARLY	POLLS	PROV
DEMOCRATIC PARTY CANDIDATES FOR PRESIDENT CD-3					
CONGRESSIONAL DISTRICT 3					
(VOTE FOR) 1					
DE LA FUENTE, ROQUE "ROCKY"	0		0	0	0
STEINBERG, MICHAEL	0		0	0	0
SANDERS, BERNIE	0		0	0	0
O'MALLEY, MARTIN J.	0		0	0	0
CLINTON, HILLARY	0		0	0	0
HEWES, HENRY	0		0	0	0
Over Votes	0		0	0	0
Under Votes	0		0	0	0
Final Count					
REPUBLICAN PARTY					

Run Date:03/29/16 02:48 PM

Report EL30A Page 0168-03

0168 168

	TOTAL VOTES	%	EARLY	POLLS	PROV
REPUBLICAN PARTY CANDIDATES FOR PRESIDENT CD-3					
CONGRESSIONAL DISTRICT 3					
(VOTE FOR) 1					
SANTORUM, RICK.	0		0	0	0
COOK, TIM	0		0	0	0
PAUL, RAND	0		0	0	0
RUBIO, MARCO	0		0	0	0
GRAHAM, LINDSEY	0		0	0	0
KASICH, JOHN R.	0		0	0	0
BUSH, JEB	0		0	0	0
TRUMP, DONALD J.	0		0	0	0
FIORINA, CARLY.	0		0	0	0
PATAKI, GEORGE E.	0		0	0	0
CRUZ, TED	1	100.00	1	0	0
HUCKABEE, MIKE.	0		0	0	0
CHRISTIE, CHRIS	0		0	0	0
CARSON, BEN.	0		0	0	0
Over Votes	0		0	0	0
Under Votes	0		0	0	0
Final Count					
GREEN PARTY					

Run Date:03/29/16 02:48 PM

Report EL30A Page 0168-04

0168 168

	TOTAL VOTES	%	EARLY	POLLS	PROV
GREEN PARTY CANDIDATES FOR PRESIDENT CD-3					
STATCONGRESSIONAL DISTRICT 3					
(VOTE FOR) 1					
MESPLAY, KENT	0		0	0	0
STEIN, JILL	0		0	0	0
Over Votes	0		0	0	0
Under Votes	0		0	0	0
Final Count					
STATISTICS					

Run Date:03/29/16 02:48 PM

Report EL30A Page 0169-01

0169 169

	TOTAL VOTES	%	EARLY	POLLS	PROV
REGISTERED VOTERS - TOTAL	318				
REGISTERED VOTERS - DEMOCRATIC PARTY	69	21.70			
REGISTERED VOTERS - REPUBLICAN PARTY	249	78.30			
REGISTERED VOTERS - GREEN PARTY	0				
BALLOTS CAST - TOTAL	199		139	59	1
BALLOTS CAST - NONPARTISAN	0		0	0	0
BALLOTS CAST - DEMOCRATIC PARTY	35	17.59	30	5	0
BALLOTS CAST - REPUBLICAN PARTY	164	82.41	109	54	1
BALLOTS CAST - GREEN PARTY	0		0	0	0
BALLOTS CAST - BLANK	1	.50	0	1	0
VOTER TURNOUT - TOTAL	62.58				
VOTER TURNOUT - DEMOCRATIC PARTY	50.72				
VOTER TURNOUT - REPUBLICAN PARTY	65.86				
VOTER TURNOUT - BLANK	.31				
Final Count					
DEMOCRATIC PARTY					

Run Date:03/29/16 02:48 PM

Report EL30A Page 0169-02

0169 169

	TOTAL VOTES	%	EARLY	POLLS	PROV
DEMOCRATIC PARTY CANDIDATES FOR PRESIDENT CD-3					
CONGRESSIONAL DISTRICT 3					
(VOTE FOR) 1					
DE LA FUENTE, ROQUE "ROCKY"	2	5.71	2	0	0
STEINBERG, MICHAEL	0		0	0	0
SANDERS, BERNIE	15	42.86	12	3	0
O'MALLEY, MARTIN J.	1	2.86	1	0	0
CLINTON, HILLARY	17	48.57	15	2	0
HEWES, HENRY	0		0	0	0
Over Votes	0		0	0	0

Under Votes 0 0 0 0
 Final Count
 REPUBLICAN PARTY

Run Date:03/29/16 02:48 PM

Report EL30A Page 0169-03

0169 169

	TOTAL VOTES	%	EARLY	POLLS	PROV
REPUBLICAN PARTY CANDIDATES FOR PRESIDENT CD-3 CONGRESSIONAL DISTRICT 3 (VOTE FOR) 1					
SANTORUM, RICK.	0		0	0	0
COOK, TIM	0		0	0	0
PAUL, RAND	0		0	0	0
RUBIO, MARCO	4	2.45	4	0	0
GRAHAM, LINDSEY	0		0	0	0
KASICH, JOHN R.	10	6.13	8	2	0
BUSH, JEB	0		0	0	0
TRUMP, DONALD J.	74	45.40	53	21	0
FIORINA, CARLY.	1	.61	0	1	0
PATAKI, GEORGE E.	0		0	0	0
CRUZ, TED	67	41.10	39	27	1
HUCKABEE, MIKE.	0		0	0	0
CHRISTIE, CHRIS	0		0	0	0
CARSON, BEN.	7	4.29	5	2	0
Over Votes	0		0	0	0
Under Votes	1		0	1	0
Final Count GREEN PARTY					

Run Date:03/29/16 02:48 PM

Report EL30A Page 0169-04

0169 169

	TOTAL VOTES	%	EARLY	POLLS	PROV
GREEN PARTY CANDIDATES FOR PRESIDENT CD-3 STATCONGRESSIONAL DISTRICT 3 (VOTE FOR) 1					
MESPLAY, KENT	0		0	0	0
STEIN, JILL.	0		0	0	0
Over Votes	0		0	0	0
Under Votes	0		0	0	0
Final Count STATISTICS					

Run Date:03/29/16 02:48 PM

Report EL30A Page 0170-01

0170 170

	TOTAL VOTES	%	EARLY	POLLS	PROV
REGISTERED VOTERS - TOTAL	0				
REGISTERED VOTERS - DEMOCRATIC PARTY	0				
REGISTERED VOTERS - REPUBLICAN PARTY	0				
REGISTERED VOTERS - GREEN PARTY	0				
BALLOTS CAST - TOTAL.	0		0	0	0
BALLOTS CAST - NONPARTISAN.	0		0	0	0
BALLOTS CAST - DEMOCRATIC PARTY	0		0	0	0
BALLOTS CAST - REPUBLICAN PARTY	0		0	0	0
BALLOTS CAST - GREEN PARTY.	0		0	0	0
BALLOTS CAST - BLANK.	0		0	0	0
Final Count DEMOCRATIC PARTY					

Run Date:03/29/16 02:48 PM

Report EL30A Page 0170-02

0170 170

	TOTAL VOTES	%	EARLY	POLLS	PROV
DEMOCRATIC PARTY CANDIDATES FOR PRESIDENT CD-3 CONGRESSIONAL DISTRICT 3 (VOTE FOR) 1					
DE LA FUENTE, ROQUE "ROCKY"	0		0	0	0
STEINBERG, MICHAEL	0		0	0	0
SANDERS, BERNIE	0		0	0	0
O'MALLEY, MARTIN J.	0		0	0	0
CLINTON, HILLARY	0		0	0	0
HEWES, HENRY	0		0	0	0
Over Votes	0		0	0	0
Under Votes	0		0	0	0
Final Count REPUBLICAN PARTY					

Run Date:03/29/16 02:48 PM

Report EL30A Page 0170-03

0170 170

	TOTAL VOTES	%	EARLY	POLLS	PROV
REPUBLICAN PARTY CANDIDATES FOR PRESIDENT CD-3 CONGRESSIONAL DISTRICT 3 (VOTE FOR) 1					
SANTORUM, RICK.	0		0	0	0
COOK, TIM	0		0	0	0
PAUL, RAND	0		0	0	0
RUBIO, MARCO	0		0	0	0
GRAHAM, LINDSEY	0		0	0	0
KASICH, JOHN R.	0		0	0	0
BUSH, JEB	0		0	0	0
TRUMP, DONALD J.	0		0	0	0
FIORINA, CARLY.	0		0	0	0

PATAKI, GEORGE E..	0	0	0	0
CRUZ, TED	0	0	0	0
HUCKABEE, MIKE.	0	0	0	0
CHRISTIE, CHRIS	0	0	0	0
CARSON, BEN.	0	0	0	0
Over Votes	0	0	0	0
Under Votes	0	0	0	0

Final Count
GREEN PARTY

Run Date:03/29/16 02:48 PM

Report EL30A Page 0170-04

0170 170

TOTAL VOTES % EARLY POLLS PROV

GREEN PARTY CANDIDATES FOR PRESIDENT CD-3
STATCONGRESSIONAL DISTRICT 3

(VOTE FOR) 1

MESPLAY, KENT	0	0	0	0
STEIN, JILL.	0	0	0	0
Over Votes	0	0	0	0
Under Votes	0	0	0	0

Final Count
STATISTICS

Run Date:03/29/16 02:48 PM

Report EL30A Page 0171-01

0171 171

TOTAL VOTES % EARLY POLLS PROV

REGISTERED VOTERS - TOTAL	0			
REGISTERED VOTERS - DEMOCRATIC PARTY	0			
REGISTERED VOTERS - REPUBLICAN PARTY	0			
REGISTERED VOTERS - GREEN PARTY	0			
BALLOTS CAST - TOTAL.	0	0	0	0
BALLOTS CAST - NONPARTISAN.	0	0	0	0
BALLOTS CAST - DEMOCRATIC PARTY	0	0	0	0
BALLOTS CAST - REPUBLICAN PARTY	0	0	0	0
BALLOTS CAST - GREEN PARTY.	0	0	0	0
BALLOTS CAST - BLANK.	0	0	0	0

Final Count
DEMOCRATIC PARTY

Run Date:03/29/16 02:48 PM

Report EL30A Page 0171-02

0171 171

TOTAL VOTES % EARLY POLLS PROV

DEMOCRATIC PARTY CANDIDATES FOR PRESIDENT CD-3
CONGRESSIONAL DISTRICT 3

(VOTE FOR) 1

DE LA FUENTE, ROQUE "ROCKY"	0	0	0	0
STEINBERG, MICHAEL	0	0	0	0
SANDERS, BERNIE	0	0	0	0
O'MALLEY, MARTIN J.	0	0	0	0
CLINTON, HILLARY	0	0	0	0
HEWES, HENRY	0	0	0	0
Over Votes	0	0	0	0
Under Votes	0	0	0	0

Final Count
REPUBLICAN PARTY

Run Date:03/29/16 02:48 PM

Report EL30A Page 0171-03

0171 171

TOTAL VOTES % EARLY POLLS PROV

REPUBLICAN PARTY CANDIDATES FOR PRESIDENT CD-3
CONGRESSIONAL DISTRICT 3

(VOTE FOR) 1

SANTORUM, RICK.	0	0	0	0
COOK, TIM	0	0	0	0
PAUL, RAND	0	0	0	0
RUBIO, MARCO	0	0	0	0
GRAHAM, LINDSEY	0	0	0	0
KASICH, JOHN R.	0	0	0	0
BUSH, JEB	0	0	0	0
TRUMP, DONALD J.	0	0	0	0
FIORINA, CARLY.	0	0	0	0
PATAKI, GEORGE E..	0	0	0	0
CRUZ, TED	0	0	0	0
HUCKABEE, MIKE.	0	0	0	0
CHRISTIE, CHRIS	0	0	0	0
CARSON, BEN.	0	0	0	0
Over Votes	0	0	0	0
Under Votes	0	0	0	0

Final Count
GREEN PARTY

Run Date:03/29/16 02:48 PM

Report EL30A Page 0171-04

0171 171

TOTAL VOTES % EARLY POLLS PROV

GREEN PARTY CANDIDATES FOR PRESIDENT CD-3
STATCONGRESSIONAL DISTRICT 3

(VOTE FOR) 1

MESPLAY, KENT	0	0	0	0
STEIN, JILL.	0	0	0	0
Over Votes	0	0	0	0

Under Votes 0 0 0 0
 Final Count
 STATISTICS
 Run Date:03/29/16 02:48 PM Report EL30A Page 0172-01

0172 172

	TOTAL VOTES	%	EARLY	POLLS	PROV
REGISTERED VOTERS - TOTAL	0				
REGISTERED VOTERS - DEMOCRATIC PARTY	0				
REGISTERED VOTERS - REPUBLICAN PARTY	0				
REGISTERED VOTERS - GREEN PARTY	0				
BALLOTS CAST - TOTAL.	0		0	0	0
BALLOTS CAST - NONPARTISAN.	0		0	0	0
BALLOTS CAST - DEMOCRATIC PARTY	0		0	0	0
BALLOTS CAST - REPUBLICAN PARTY	0		0	0	0
BALLOTS CAST - GREEN PARTY.	0		0	0	0
BALLOTS CAST - BLANK.	0		0	0	0
Final Count DEMOCRATIC PARTY					

Run Date:03/29/16 02:48 PM Report EL30A Page 0172-02

0172 172

	TOTAL VOTES	%	EARLY	POLLS	PROV
DEMOCRATIC PARTY CANDIDATES FOR PRESIDENT CD-3 CONGRESSIONAL DISTRICT 3 (VOTE FOR) 1					
DE LA FUENTE, ROQUE "ROCKY"	0		0	0	0
STEINBERG, MICHAEL	0		0	0	0
SANDERS, BERNIE	0		0	0	0
O'MALLEY, MARTIN J.	0		0	0	0
CLINTON, HILLARY	0		0	0	0
HEWES, HENRY	0		0	0	0
Over Votes	0		0	0	0
Under Votes	0		0	0	0
Final Count REPUBLICAN PARTY					

Run Date:03/29/16 02:48 PM Report EL30A Page 0172-03

0172 172

	TOTAL VOTES	%	EARLY	POLLS	PROV
REPUBLICAN PARTY CANDIDATES FOR PRESIDENT CD-3 CONGRESSIONAL DISTRICT 3 (VOTE FOR) 1					
SANTORUM, RICK.	0		0	0	0
COOK, TIM	0		0	0	0
PAUL, RAND	0		0	0	0
RUBIO, MARCO	0		0	0	0
GRAHAM, LINDSEY	0		0	0	0
KASICH, JOHN R.	0		0	0	0
BUSH, JEB	0		0	0	0
TRUMP, DONALD J.	0		0	0	0
FIORINA, CARLY.	0		0	0	0
PATAKI, GEORGE E..	0		0	0	0
CRUZ, TED	0		0	0	0
HUCKABEE, MIKE.	0		0	0	0
CHRISTIE, CHRIS	0		0	0	0
CARSON, BEN.	0		0	0	0
Over Votes	0		0	0	0
Under Votes	0		0	0	0
Final Count GREEN PARTY					

Run Date:03/29/16 02:48 PM Report EL30A Page 0172-04

0172 172

	TOTAL VOTES	%	EARLY	POLLS	PROV
GREEN PARTY CANDIDATES FOR PRESIDENT CD-3 STATCONGRESSIONAL DISTRICT 3 (VOTE FOR) 1					
MESPLAY, KENT	0		0	0	0
STEIN, JILL.	0		0	0	0
Over Votes	0		0	0	0
Under Votes	0		0	0	0
Final Count STATISTICS					

Run Date:03/29/16 02:48 PM Report EL30A Page 0173-01

0173 173

	TOTAL VOTES	%	EARLY	POLLS	PROV
REGISTERED VOTERS - TOTAL	0				
REGISTERED VOTERS - DEMOCRATIC PARTY	0				
REGISTERED VOTERS - REPUBLICAN PARTY	0				
REGISTERED VOTERS - GREEN PARTY	0				
BALLOTS CAST - TOTAL.	0		0	0	0
BALLOTS CAST - NONPARTISAN.	0		0	0	0
BALLOTS CAST - DEMOCRATIC PARTY	0		0	0	0
BALLOTS CAST - REPUBLICAN PARTY	0		0	0	0
BALLOTS CAST - GREEN PARTY.	0		0	0	0
BALLOTS CAST - BLANK.	0		0	0	0
Final Count DEMOCRATIC PARTY					

Run Date:03/29/16 02:48 PM

Report EL30A Page 0173-02

0173 173

	TOTAL VOTES	%	EARLY	POLLS	PROV
DEMOCRATIC PARTY CANDIDATES FOR PRESIDENT CD-3					
CONGRESSIONAL DISTRICT 3					
(VOTE FOR) 1					
DE LA FUENTE, ROQUE "ROCKY"	0		0	0	0
STEINBERG, MICHAEL	0		0	0	0
SANDERS, BERNIE	0		0	0	0
O'MALLEY, MARTIN J.	0		0	0	0
CLINTON, HILLARY	0		0	0	0
HEWES, HENRY	0		0	0	0
Over Votes	0		0	0	0
Under Votes	0		0	0	0
Final Count					
REPUBLICAN PARTY					

Run Date:03/29/16 02:48 PM

Report EL30A Page 0173-03

0173 173

	TOTAL VOTES	%	EARLY	POLLS	PROV
REPUBLICAN PARTY CANDIDATES FOR PRESIDENT CD-3					
CONGRESSIONAL DISTRICT 3					
(VOTE FOR) 1					
SANTORUM, RICK.	0		0	0	0
COOK, TIM	0		0	0	0
PAUL, RAND	0		0	0	0
RUBIO, MARCO	0		0	0	0
GRAHAM, LINDSEY	0		0	0	0
KASICH, JOHN R.	0		0	0	0
BUSH, JEB	0		0	0	0
TRUMP, DONALD J.	0		0	0	0
FIORINA, CARLY.	0		0	0	0
PATAKI, GEORGE E.	0		0	0	0
CRUZ, TED	0		0	0	0
HUCKABEE, MIKE.	0		0	0	0
CHRISTIE, CHRIS	0		0	0	0
CARSON, BEN.	0		0	0	0
Over Votes	0		0	0	0
Under Votes	0		0	0	0
Final Count					
GREEN PARTY					

Run Date:03/29/16 02:48 PM

Report EL30A Page 0173-04

0173 173

	TOTAL VOTES	%	EARLY	POLLS	PROV
GREEN PARTY CANDIDATES FOR PRESIDENT CD-3					
STATCONGRESSIONAL DISTRICT 3					
(VOTE FOR) 1					
MESPLAY, KENT	0		0	0	0
STEIN, JILL.	0		0	0	0
Over Votes	0		0	0	0
Under Votes	0		0	0	0
Final Count					
STATISTICS					

Run Date:03/29/16 02:48 PM

Report EL30A Page 0174-01

0174 174

	TOTAL VOTES	%	EARLY	POLLS	PROV
REGISTERED VOTERS - TOTAL	216				
REGISTERED VOTERS - DEMOCRATIC PARTY	175	81.02			
REGISTERED VOTERS - REPUBLICAN PARTY	41	18.98			
REGISTERED VOTERS - GREEN PARTY	0				
BALLOTS CAST - TOTAL	108		108	0	0
BALLOTS CAST - NONPARTISAN	0		0	0	0
BALLOTS CAST - DEMOCRATIC PARTY	91	84.26	91	0	0
BALLOTS CAST - REPUBLICAN PARTY	17	15.74	17	0	0
BALLOTS CAST - GREEN PARTY	0		0	0	0
BALLOTS CAST - BLANK	0		0	0	0
VOTER TURNOUT - TOTAL	50.00				
VOTER TURNOUT - DEMOCRATIC PARTY	52.00				
VOTER TURNOUT - REPUBLICAN PARTY	41.46				
VOTER TURNOUT - BLANK					
Final Count					
DEMOCRATIC PARTY					

Run Date:03/29/16 02:48 PM

Report EL30A Page 0174-02

0174 174

	TOTAL VOTES	%	EARLY	POLLS	PROV
DEMOCRATIC PARTY CANDIDATES FOR PRESIDENT CD-3					
CONGRESSIONAL DISTRICT 3					
(VOTE FOR) 1					
DE LA FUENTE, ROQUE "ROCKY"	1	1.10	1	0	0
STEINBERG, MICHAEL	1	1.10	1	0	0
SANDERS, BERNIE	39	42.86	39	0	0
O'MALLEY, MARTIN J.	0		0	0	0
CLINTON, HILLARY	50	54.95	50	0	0
HEWES, HENRY	0		0	0	0
Over Votes	0		0	0	0
Under Votes	0		0	0	0

Final Count
REPUBLICAN PARTY

Run Date:03/29/16 02:48 PM

Report EL30A Page 0174-03

0174 174

	TOTAL VOTES	%	EARLY	POLLS	PROV
REPUBLICAN PARTY CANDIDATES FOR PRESIDENT CD-3 CONGRESSIONAL DISTRICT 3 (VOTE FOR) 1					
SANTORUM, RICK.	0		0	0	0
COOK, TIM	0		0	0	0
PAUL, RAND	0		0	0	0
RUBIO, MARCO	2	11.76	2	0	0
GRAHAM, LINDSEY	0		0	0	0
KASICH, JOHN R.	1	5.88	1	0	0
BUSH, JEB	0		0	0	0
TRUMP, DONALD J.	7	41.18	7	0	0
FIORINA, CARLY.	0		0	0	0
PATAKI, GEORGE E..	0		0	0	0
CRUZ, TED	7	41.18	7	0	0
HUCKABEE, MIKE.	0		0	0	0
CHRISTIE, CHRIS	0		0	0	0
CARSON, BEN.	0		0	0	0
Over Votes	0		0	0	0
Under Votes	0		0	0	0

Final Count
GREEN PARTY

Run Date:03/29/16 02:48 PM

Report EL30A Page 0174-04

0174 174

	TOTAL VOTES	%	EARLY	POLLS	PROV
GREEN PARTY CANDIDATES FOR PRESIDENT CD-3 STATCONGRESSIONAL DISTRICT 3 (VOTE FOR) 1					
MESPLAY, KENT	0		0	0	0
STEIN, JILL.	0		0	0	0
Over Votes	0		0	0	0
Under Votes	0		0	0	0

Final Count
STATISTICS

Run Date:03/29/16 02:48 PM

Report EL30A Page 0175-01

0175 175

	TOTAL VOTES	%	EARLY	POLLS	PROV
REGISTERED VOTERS - TOTAL	0				
REGISTERED VOTERS - DEMOCRATIC PARTY	0				
REGISTERED VOTERS - REPUBLICAN PARTY	0				
REGISTERED VOTERS - GREEN PARTY	0				
BALLOTS CAST - TOTAL.	0		0	0	0
BALLOTS CAST - NONPARTISAN.	0		0	0	0
BALLOTS CAST - DEMOCRATIC PARTY	0		0	0	0
BALLOTS CAST - REPUBLICAN PARTY	0		0	0	0
BALLOTS CAST - GREEN PARTY.	0		0	0	0
BALLOTS CAST - BLANK.	0		0	0	0

Final Count
DEMOCRATIC PARTY

Run Date:03/29/16 02:48 PM

Report EL30A Page 0175-02

0175 175

	TOTAL VOTES	%	EARLY	POLLS	PROV
DEMOCRATIC PARTY CANDIDATES FOR PRESIDENT CD-3 CONGRESSIONAL DISTRICT 3 (VOTE FOR) 1					
DE LA FUENTE, ROQUE "ROCKY"	0		0	0	0
STEINBERG, MICHAEL	0		0	0	0
SANDERS, BERNIE	0		0	0	0
O'MALLEY, MARTIN J.	0		0	0	0
CLINTON, HILLARY	0		0	0	0
HEWES, HENRY	0		0	0	0
Over Votes	0		0	0	0
Under Votes	0		0	0	0

Final Count
REPUBLICAN PARTY

Run Date:03/29/16 02:48 PM

Report EL30A Page 0175-03

0175 175

	TOTAL VOTES	%	EARLY	POLLS	PROV
REPUBLICAN PARTY CANDIDATES FOR PRESIDENT CD-3 CONGRESSIONAL DISTRICT 3 (VOTE FOR) 1					
SANTORUM, RICK.	0		0	0	0
COOK, TIM	0		0	0	0
PAUL, RAND	0		0	0	0
RUBIO, MARCO	0		0	0	0
GRAHAM, LINDSEY	0		0	0	0
KASICH, JOHN R.	0		0	0	0
BUSH, JEB	0		0	0	0
TRUMP, DONALD J.	0		0	0	0
FIORINA, CARLY.	0		0	0	0
PATAKI, GEORGE E..	0		0	0	0

CRUZ, TED	0	0	0	0
HUCKABEE, MIKE.	0	0	0	0
CHRISTIE, CHRIS	0	0	0	0
CARSON, BEN.	0	0	0	0
Over Votes	0	0	0	0
Under Votes	0	0	0	0

Final Count
GREEN PARTY

Run Date:03/29/16 02:48 PM

Report EL30A Page 0175-04

0175 175

	TOTAL VOTES	%	EARLY	POLLS	PROV
GREEN PARTY CANDIDATES FOR PRESIDENT CD-3					
STATCONGRESSIONAL DISTRICT 3					
(VOTE FOR) 1					
MESPLAY, KENT	0		0	0	0
STEIN, JILL.	0		0	0	0
Over Votes	0		0	0	0
Under Votes	0		0	0	0

E