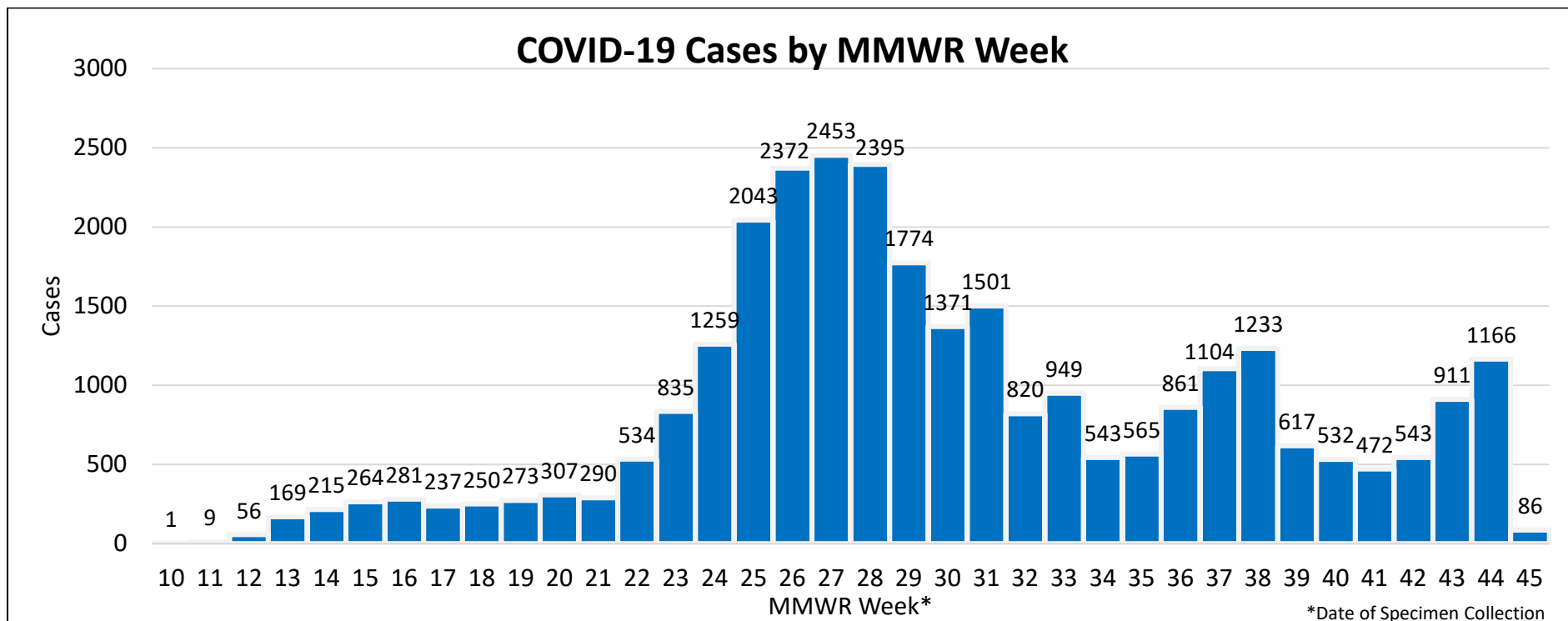




## Pima County COVID-19 Deaths, Cases, and Hospitalizations Report

**Chart 1:** Pima County COVID-19 cases by MMWR Week

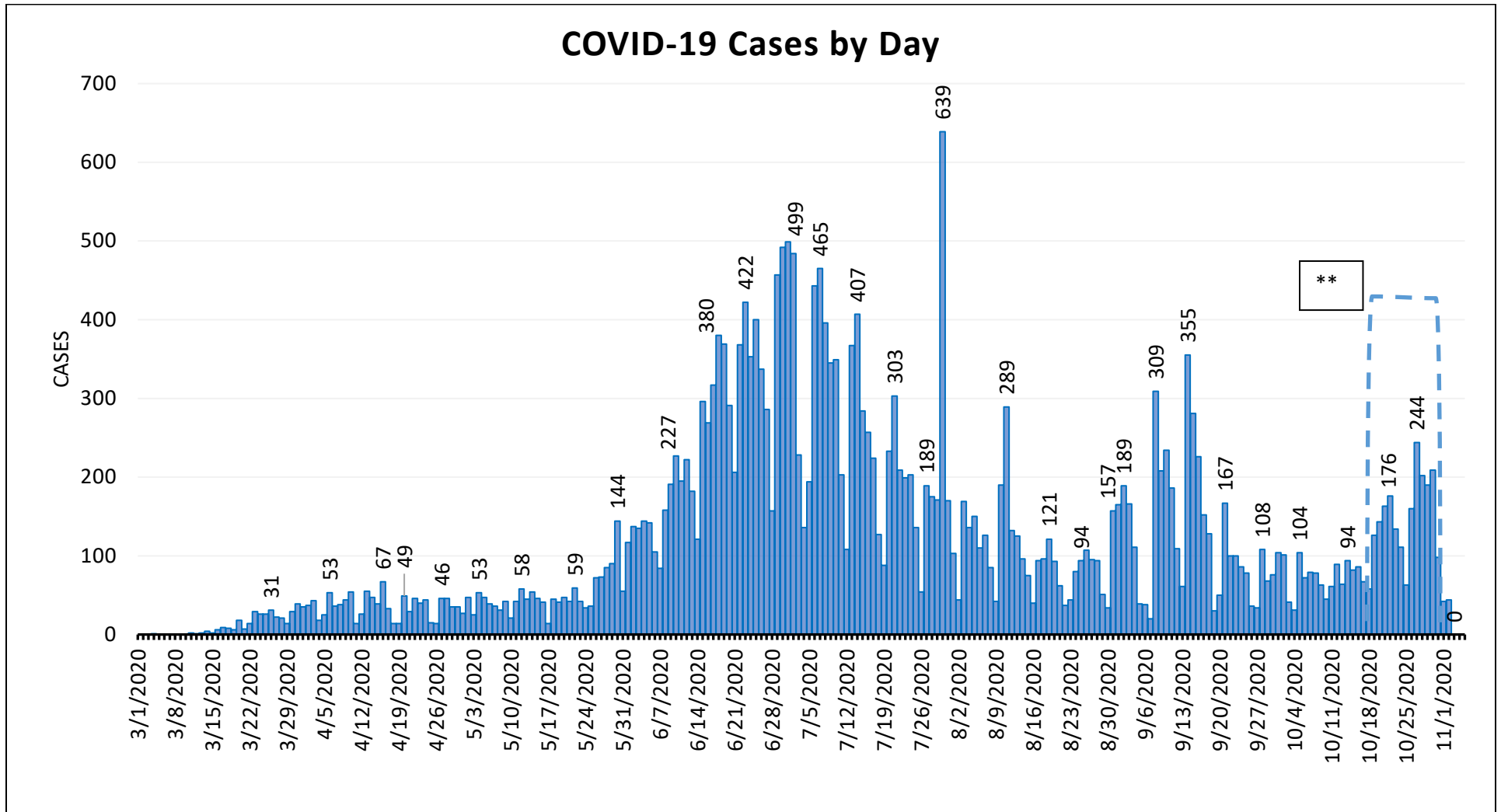


Week 10: 3/1/20-3/7/20 — Week 11: 3/8/20-3/14/20 — Week 12: 3/15/20-3/21/20 — Week 13: 3/22/20-3/28/20 — Week 14\* (Stay at Home Order): 3/29/20-4/4/20—Week 15: 4/5/20-4/11/20 —Week 16: 4/12/20-4/17/20 — Week 17: 4/19/20-4/25/20 — Week 18: 4/26/20-5/2/20—Week 19: 5/3/20-5/9/20—Week 20\* (Stay at Home Order Lifted): 5/10/20-5/16/20—Week 21: 5/17/20-5/23/20—Week 22 (Memorial Day): 5/24/20-5/30/20—Week 23: 5/31/20-6/6/20—Week 24: 6/7/20-6/13/20—Week 25\* (Mandatory masks): 6/14/20-6/20/20—Week 26: 6/21/20-6/27/20—Week 27: 6/28/20-7/4/20-- Week 28: 7/5/20 – 7/11/20-- Week 29: 7/12/20-7/18/20-- Week 30: 7/19/20 – 7/25/20--Week 31: 7/26/20 -- 8/1/20-- Week 32: 8/2/20 – 8/8/20 Week 33: 8/9/20 – 8/15/20 – Week 34: 8/16/20 – 8/22/20 – Week 35: 8/23/20 – 8/29/20 – Week 36:8/30/20 – 9/5/20 -- Week 37: 9/6/20 – 9/12/20 – Week 38: 9/13/20 – 9/19/20 – Week 39: 9/20/20 – 9/26/20 – Week 40: 9/27/20 – 10/3/20 – Week 41: 10/4/20 – 10/10/20 – Week 42: 10/11/20 – 10/17/20 Week 43: 10/18/20 – 10/24/20 Week 44: 10/25/20 – 10/31/20 Week 45: 11/1/20 – 11/7/20

**\*Note:** Illnesses in the last 4-7 days may not be reported yet

Updated: 11/4/2020

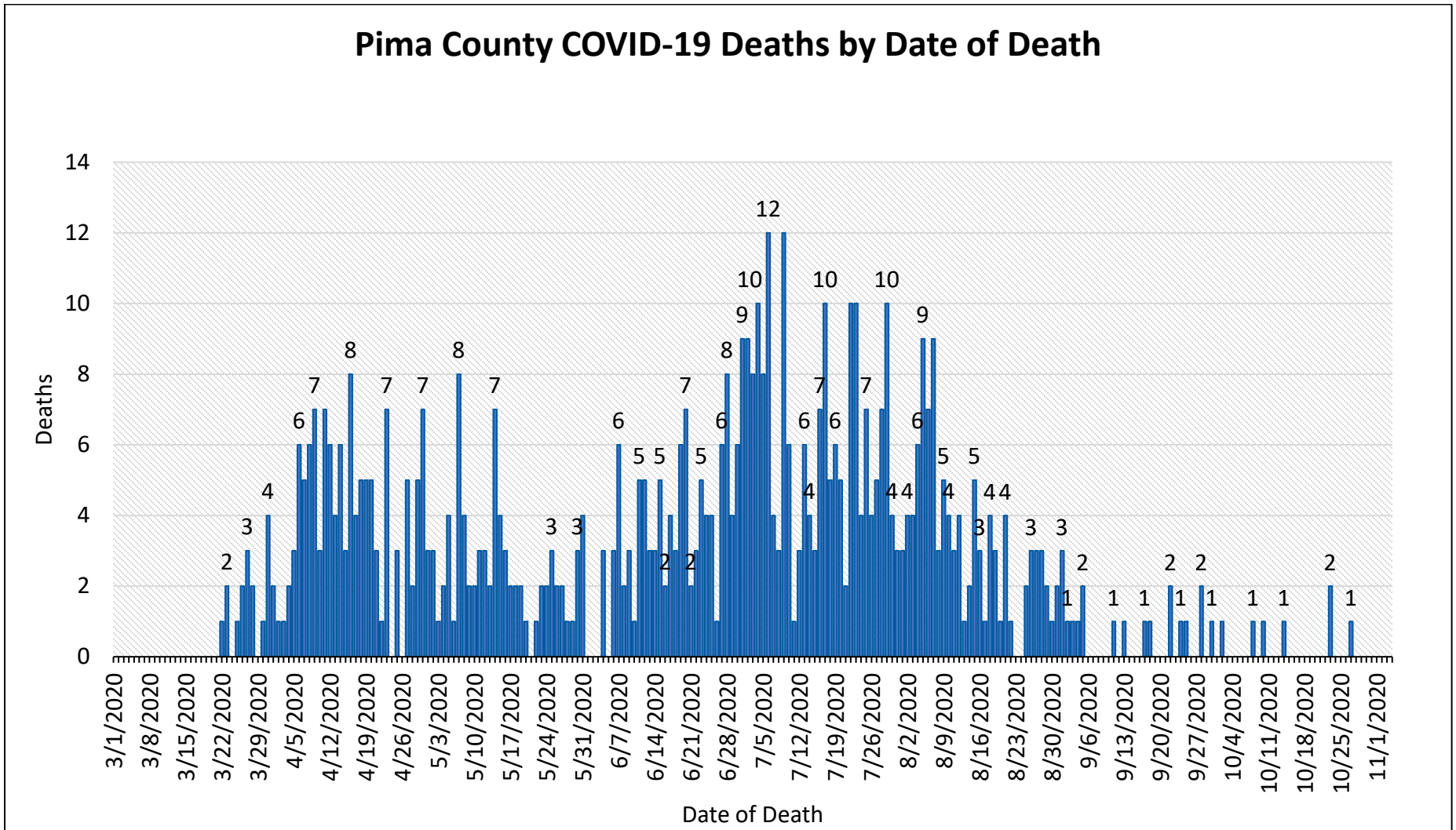
**Chart 2:** Pima County COVID-19 cases by date of specimen collection from March 3, 2020 to November 3, 2020



**\*Note:** Illnesses in the last 4-7 days may not be reported yet

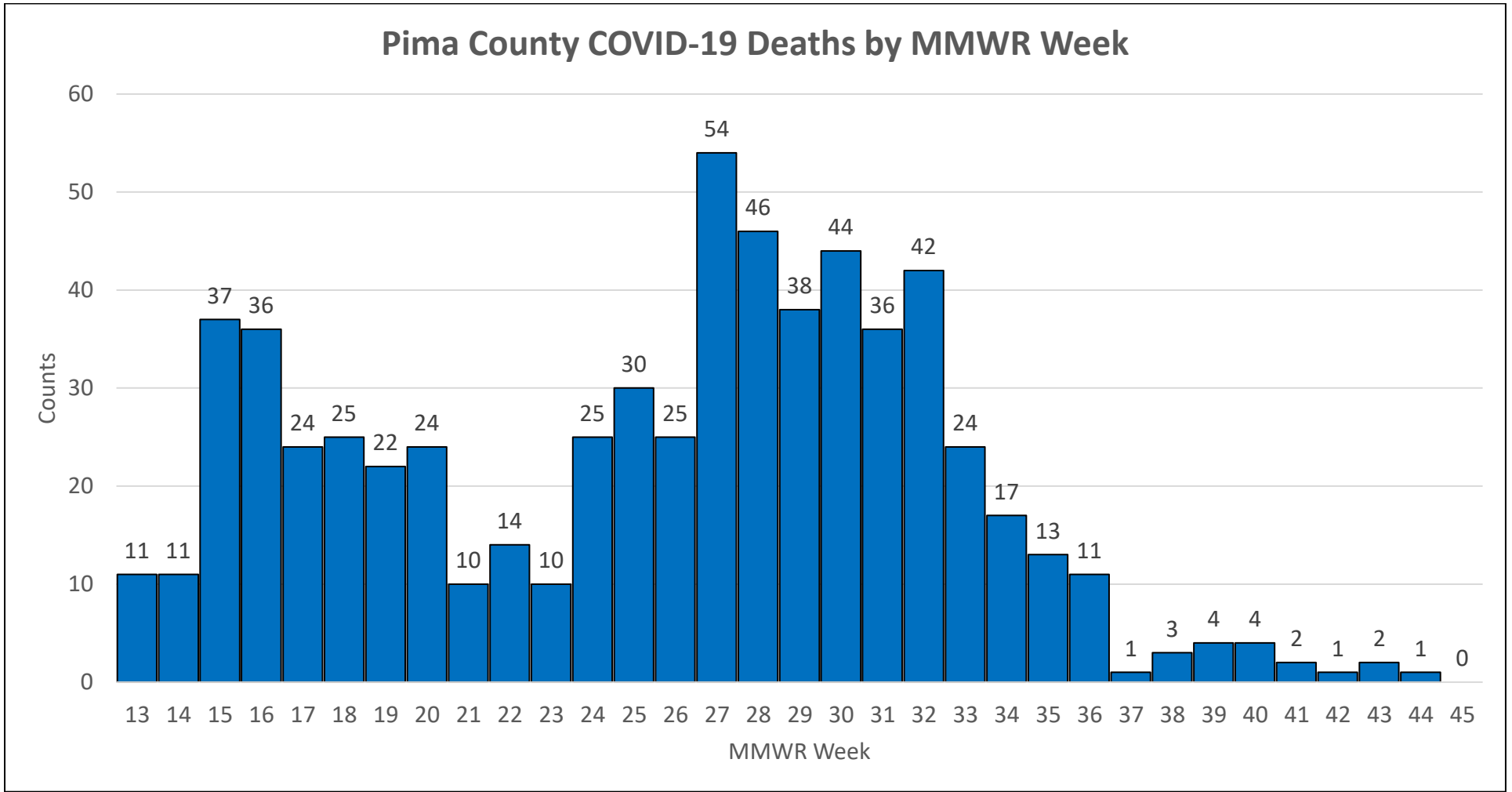
**\*\*MMWR Weeks 43 and 44:** 10/18/20 —10/31/20

**Chart 3: Pima County COVID-19 deaths by date of death: March 22, 2020 to November 3, 2020**



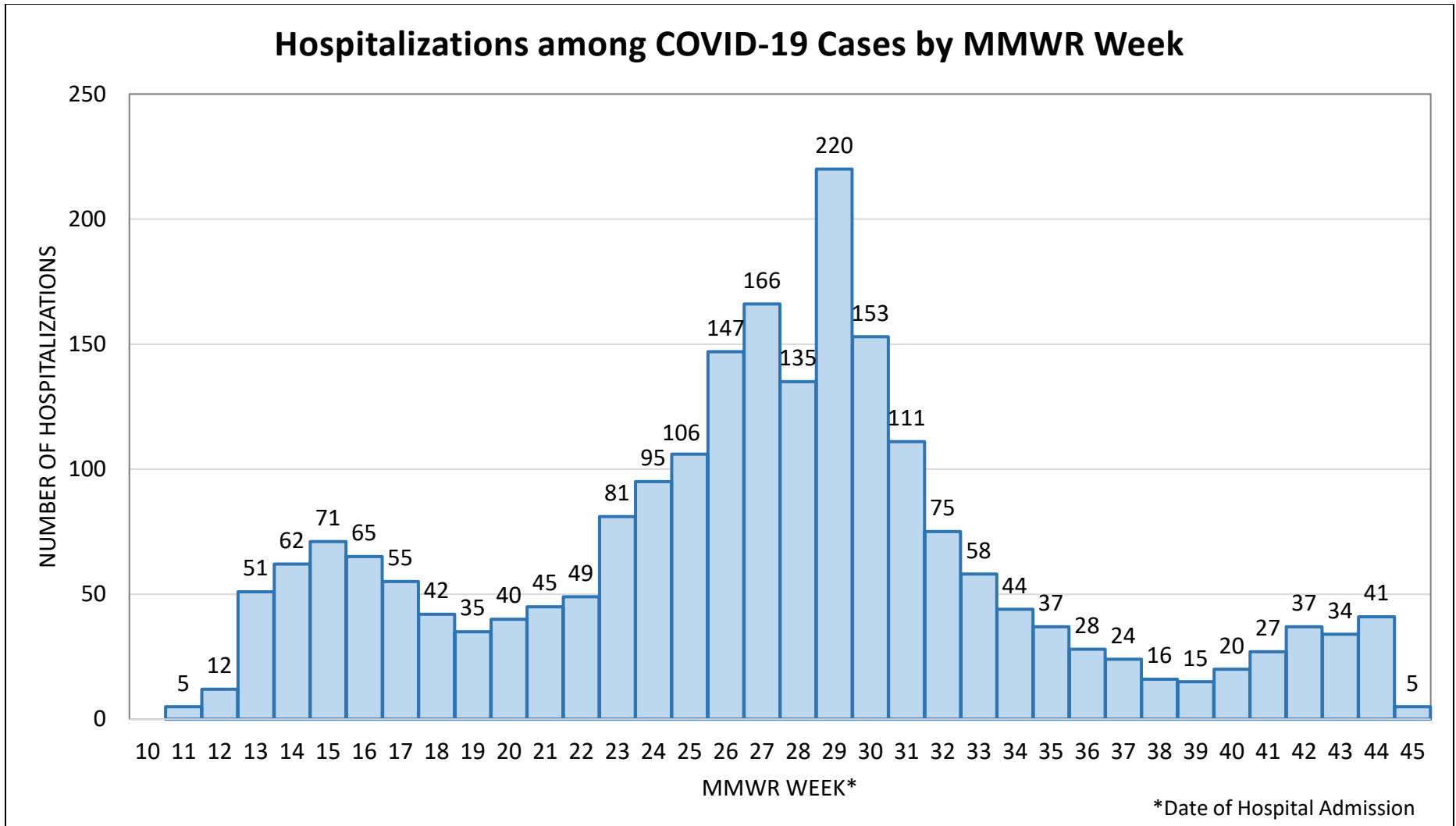
**\*\*Note:** Recent deaths may not be reported yet.

**Chart 4:** Pima County COVID-19 deaths by MMWR Week



**\*\*Note:** Recent deaths may not be reported yet.

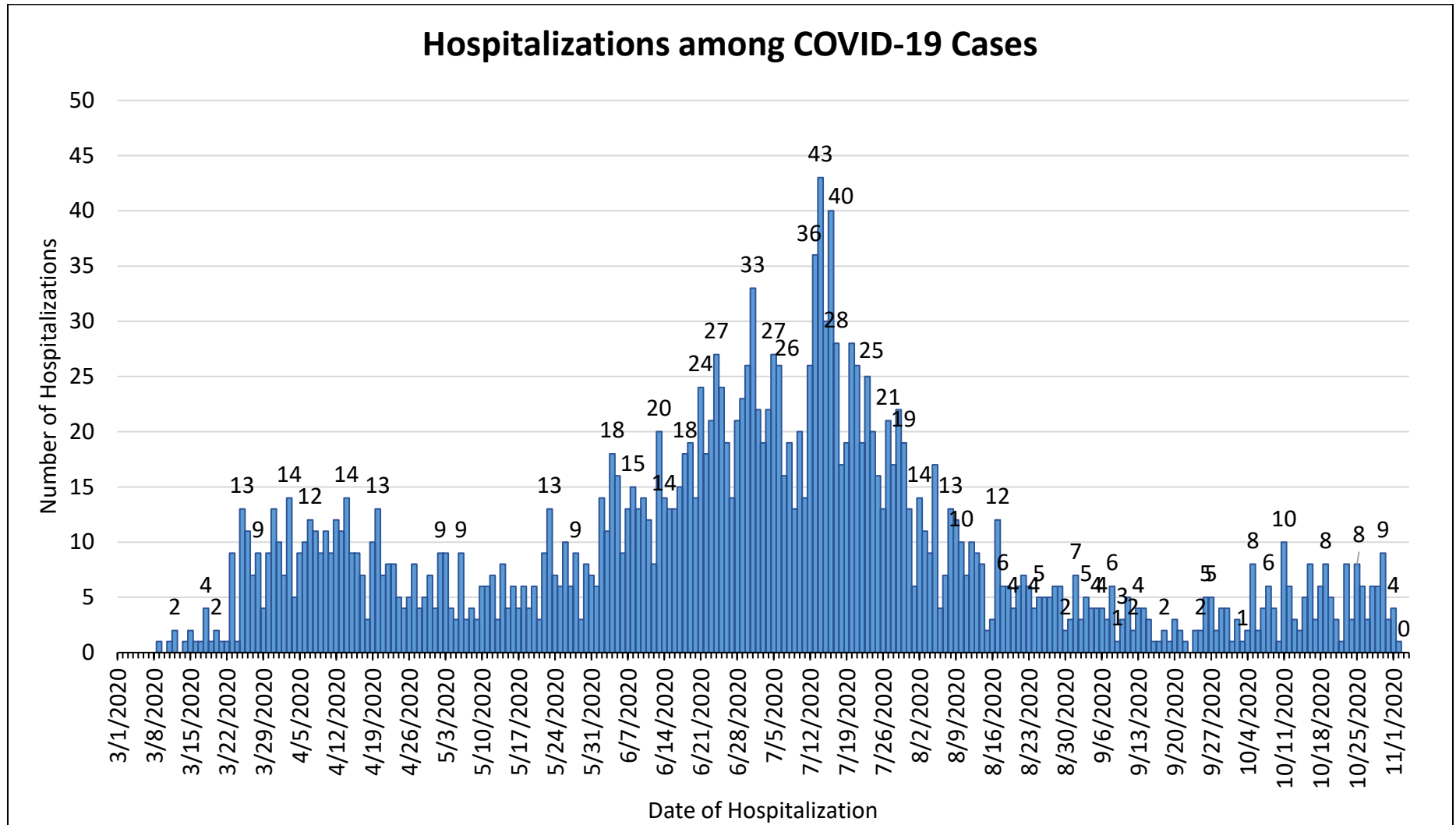
**Chart 5:** Pima County COVID-19 cases that are hospitalized by MMWR Week



**\*\*Note:** Recent hospitalizations may not be reported yet.

**\*\*Note:** Six individuals missing specific hospitalization date information

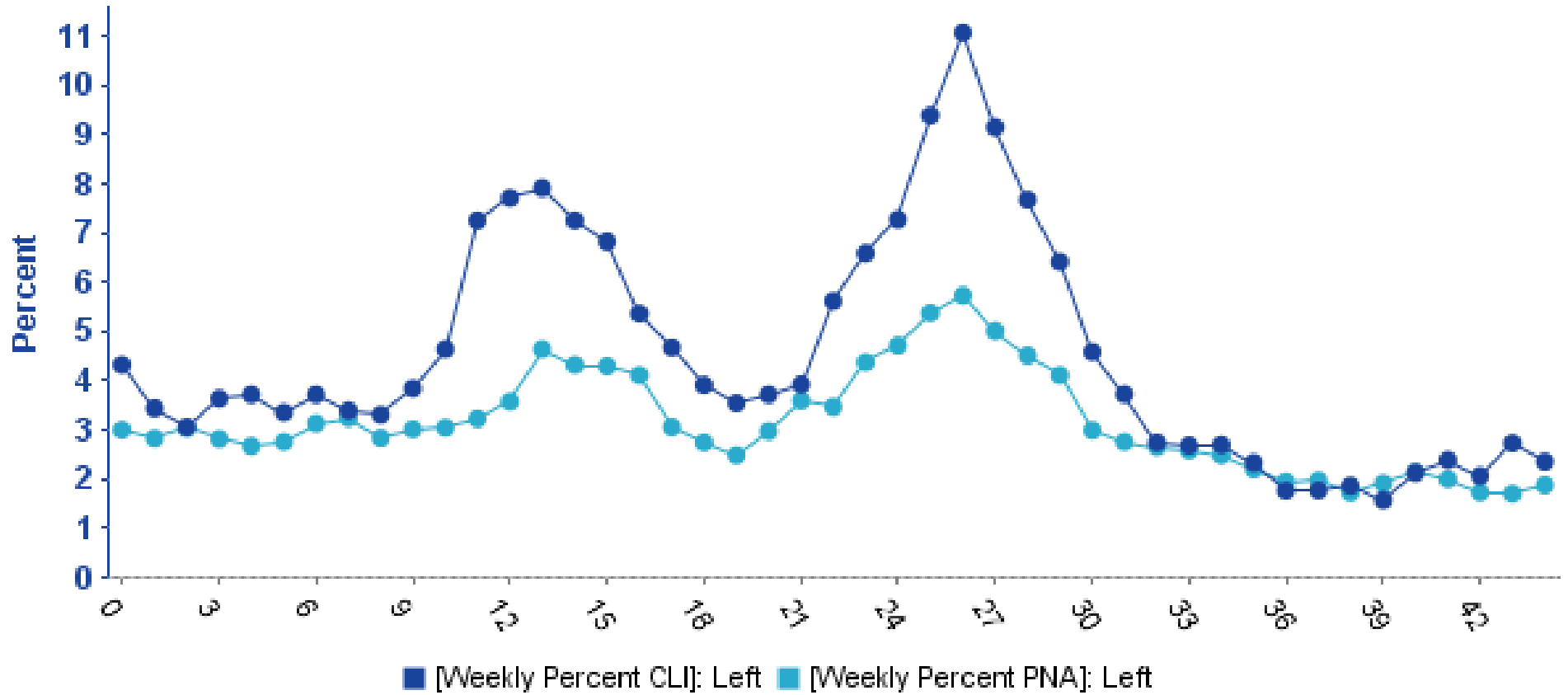
**Chart 6:** Pima County COVID-19 hospitalizations by date of hospital admission: March 9, 2020 to November 3, 2020



**\*\*Note:** Recent hospitalizations may not be reported yet.

Chart 7: PCHD Weekly Percent (%) of COVID-Like-Illness (CLI) Visits VS Pneumonia (PNA) Visits

### Weekly Percent of CLI and Pneumonia (PNA) ED and IP Visits



**Chart 8: Hospital COVID-Like & Influenza-Like Illness Surveillance**

- % of Visits with CLI from Emergency Department (ED)
- % of Visits with CLI from Inpatient

