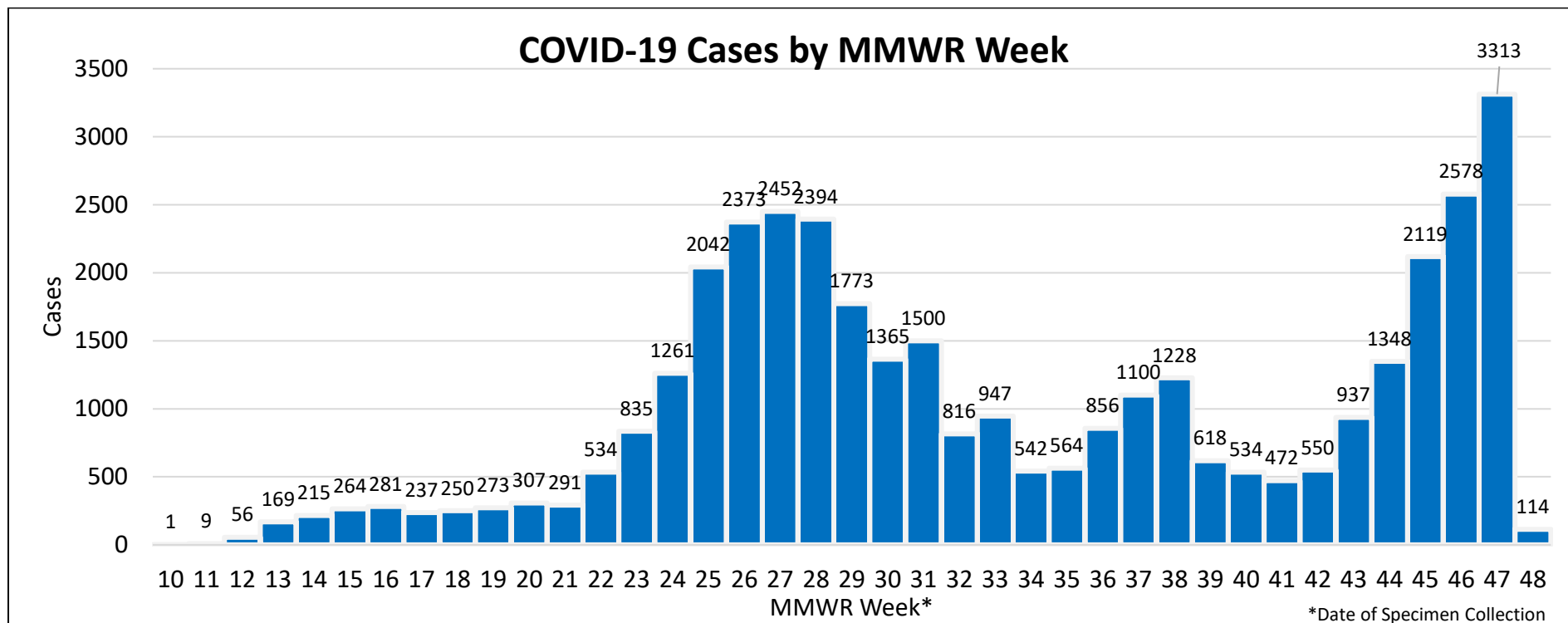




## Pima County COVID-19 Deaths, Cases, and Hospitalizations Report

**Chart 1:** Pima County COVID-19 cases by MMWR Week

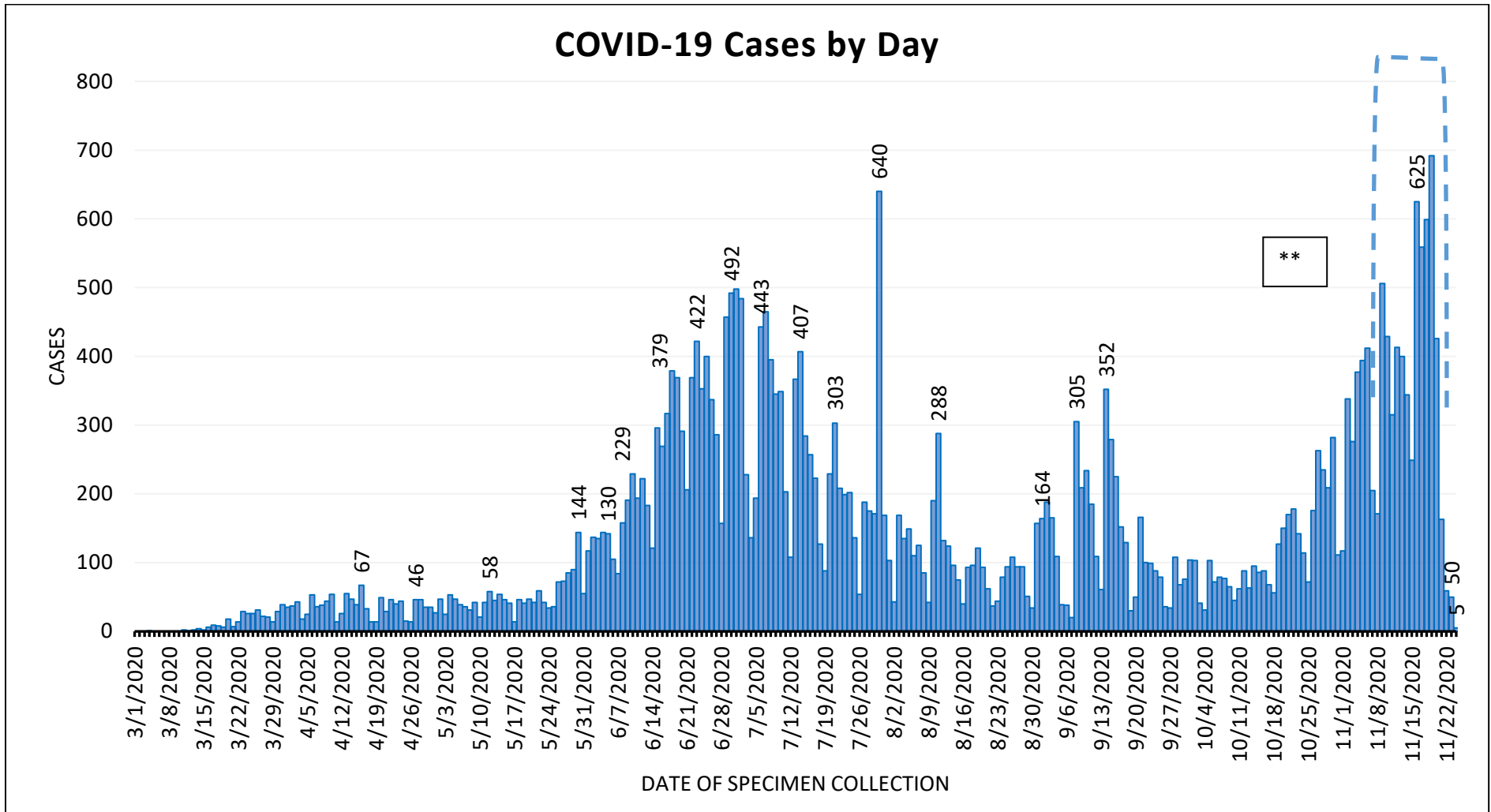


**Week 10:** 3/1/20-3/7/20 — **Week 11:** 3/8/20-3/14/20 — **Week 12:** 3/15/20-3/21/20 — **Week 13:** 3/22/20-3/28/20 — **Week 14\*** (Stay at Home Order): 3/29/20-4/4/20—**Week 15:** 4/5/20-4/11/20 —**Week 16:** 4/12/20-4/17/20 — **Week 17:** 4/19/20-4/25/20 — **Week 18:** 4/26/20-5/2/20—**Week 19:** 5/3/20-5/9/20—**Week 20\*** (Stay at Home Order Lifted): 5/10/20-5/16/20—**Week 21:** 5/17/20-5/23/20—**Week 22 (Memorial Day):** 5/24/20-5/30/20—**Week 23:** 5/31/20-6/6/20—**Week 24:** 6/7/20-6/13/20—**Week 25\*** (Mandatory masks): 6/14/20-6/20/20—**Week 26:** 6/21/20-6/27/20—**Week 27:** 6/28/20-7/4/20-- **Week 28:** 7/5/20 – 7/11/20-- **Week 29:** 7/12/20-7/18/20-- **Week 30:** 7/19/20 – 7/25/20--**Week 31:** 7/26/20 -- 8/1/20-- **Week 32:** 8/2/20 – 8/8/20 **Week 33:** 8/9/20 – 8/15/20 – **Week 34:** 8/16/20 – 8/22/20 – **Week 35:** 8/23/20 – 8/29/20 – **Week 36:**8/30/20 – 9/5/20 -- **Week 37:** 9/6/20 – 9/12/20 – **Week 38:** 9/13/20 – 9/19/20 – **Week 39:** 9/20/20 – 9/26/20 – **Week 40:** 9/27/20 – 10/3/20 – **Week 41:** 10/4/20 – 10/10/20 – **Week 42:** 10/11/20 – 10/17/20 **Week 43:** 10/18/20 – 10/24/20 **Week 44:** 10/25/20 – 10/31/20 **Week 45:** 11/1/20 – 11/7/20 **Week 46:** 11/8/20 – 11/14/20 **Week 47:** 11/15/20 – 11/21/20 **Week 48:** 11/22/20 – 11/28/20

**\*Note:** Illnesses in the last 4-7 days may not be reported yet

Updated: 11/25/2020

**Chart 2:** Pima County COVID-19 cases by date of specimen collection from March 3, 2020 to November 24, 2020

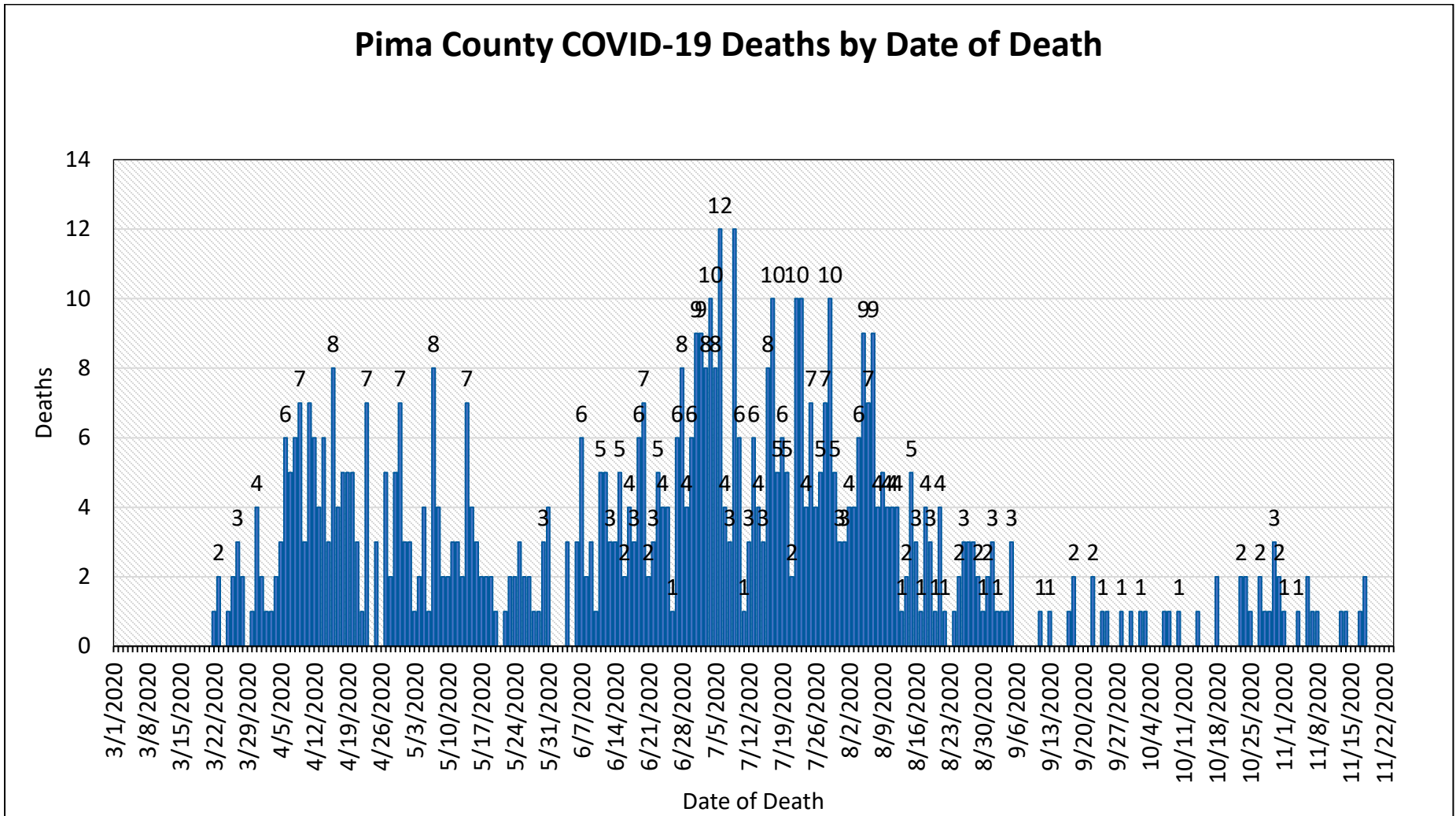


**\*Note:** Illnesses in the last 4-7 days may not be reported yet

\*\*MMWR Weeks 46 and 47: 11/8/20 – 11/21/20

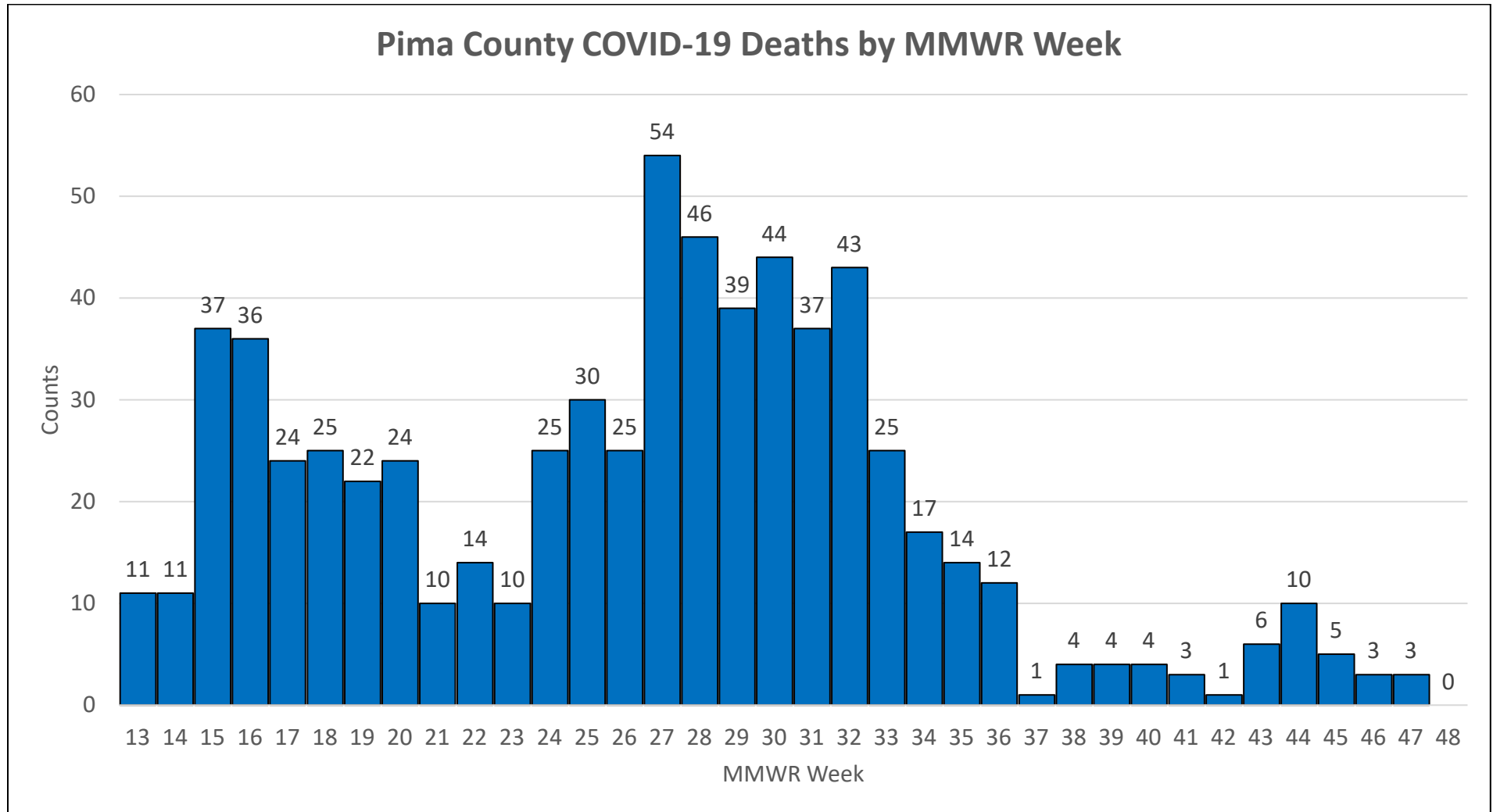
Updated: 11/25/2020

**Chart 3: Pima County COVID-19 deaths by date of death: March 22, 2020 to November 24, 2020**



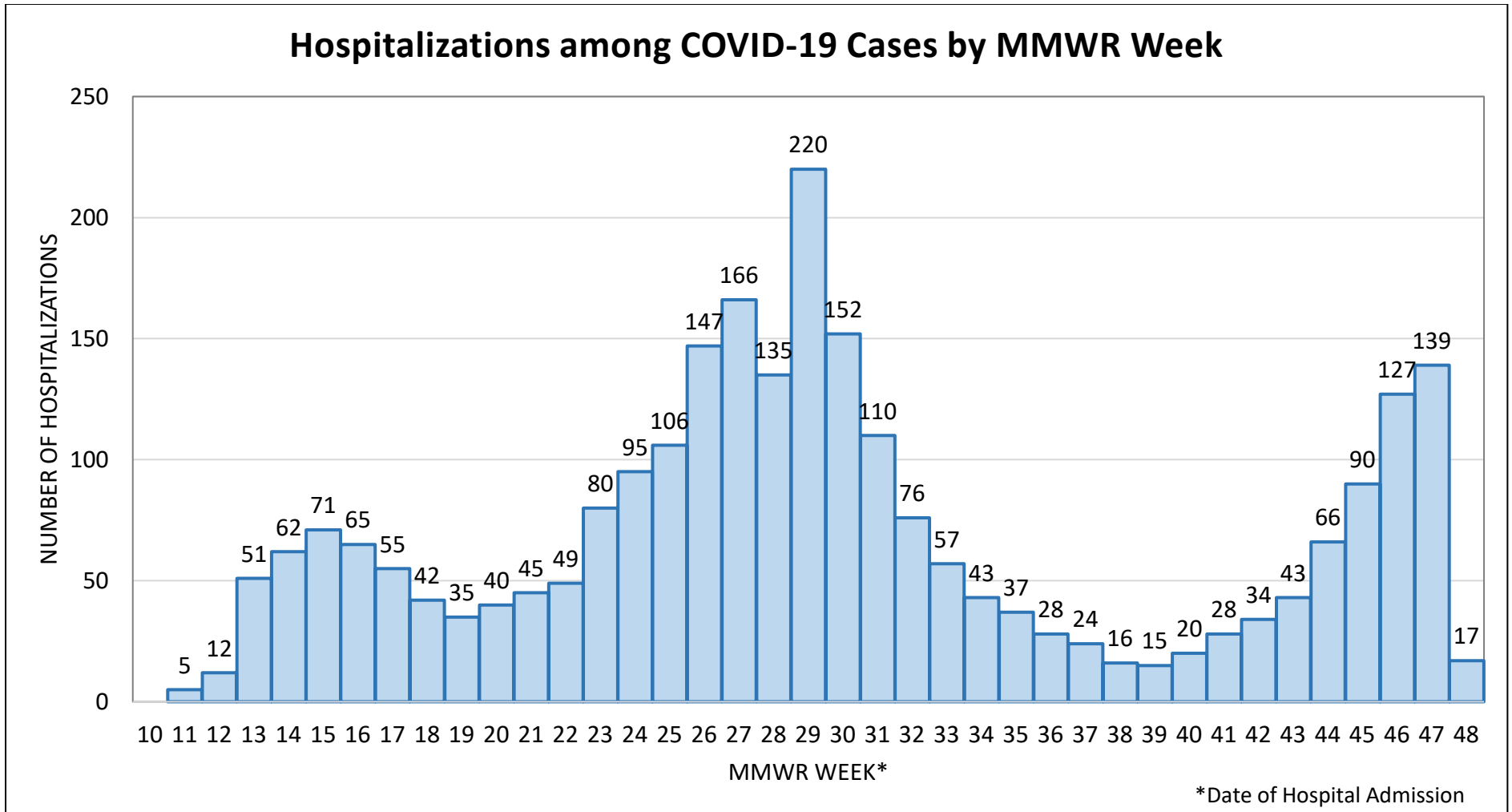
**\*\*Note:** Recent deaths may not be reported yet.

**Chart 4:** Pima County COVID-19 deaths by MMWR Week



**\*\*Note:** Recent deaths may not be reported yet.

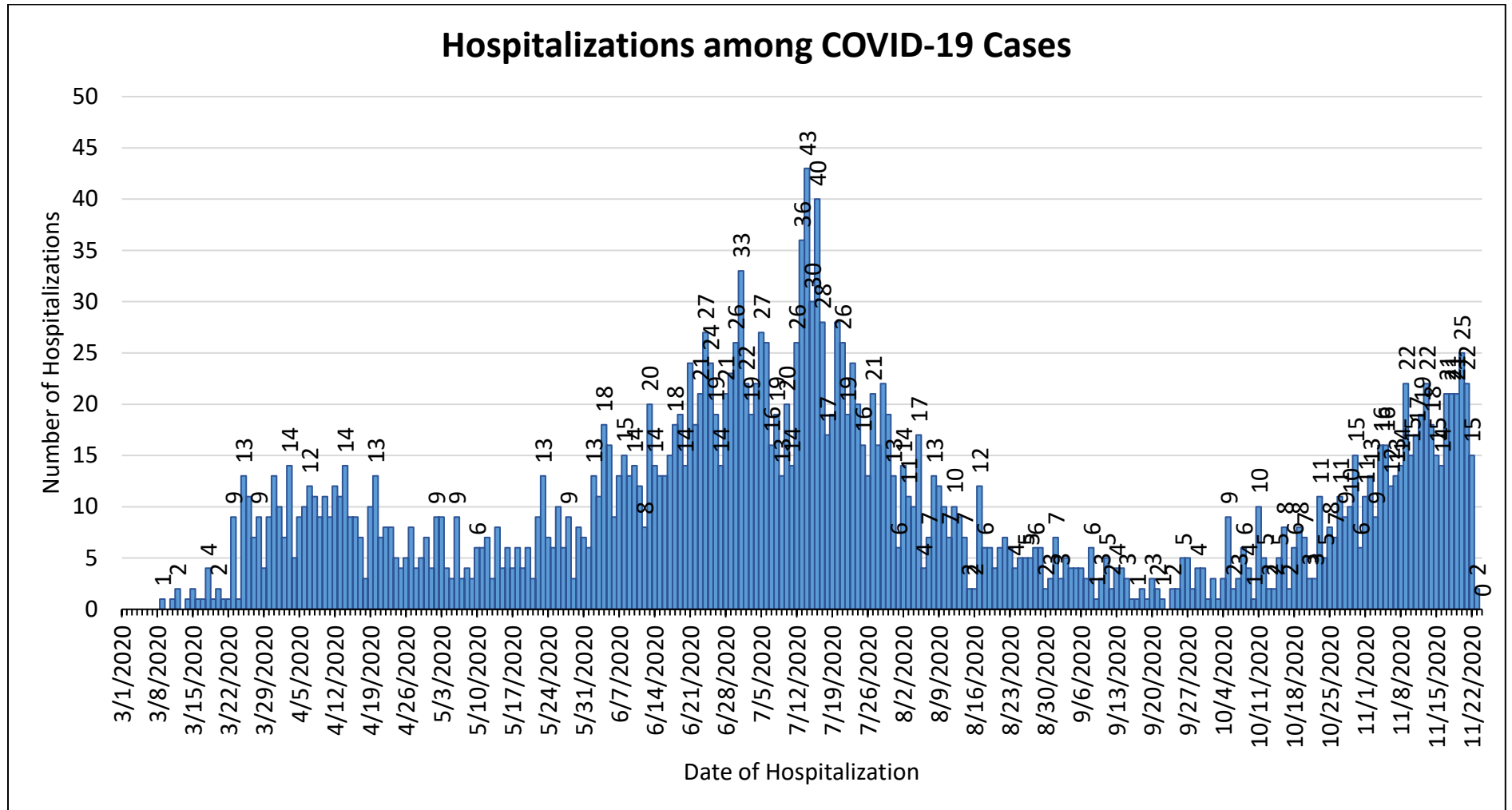
**Chart 5:** Pima County COVID-19 cases that are hospitalized by MMWR Week



**\*\*Note:** Recent hospitalizations may not be reported yet.

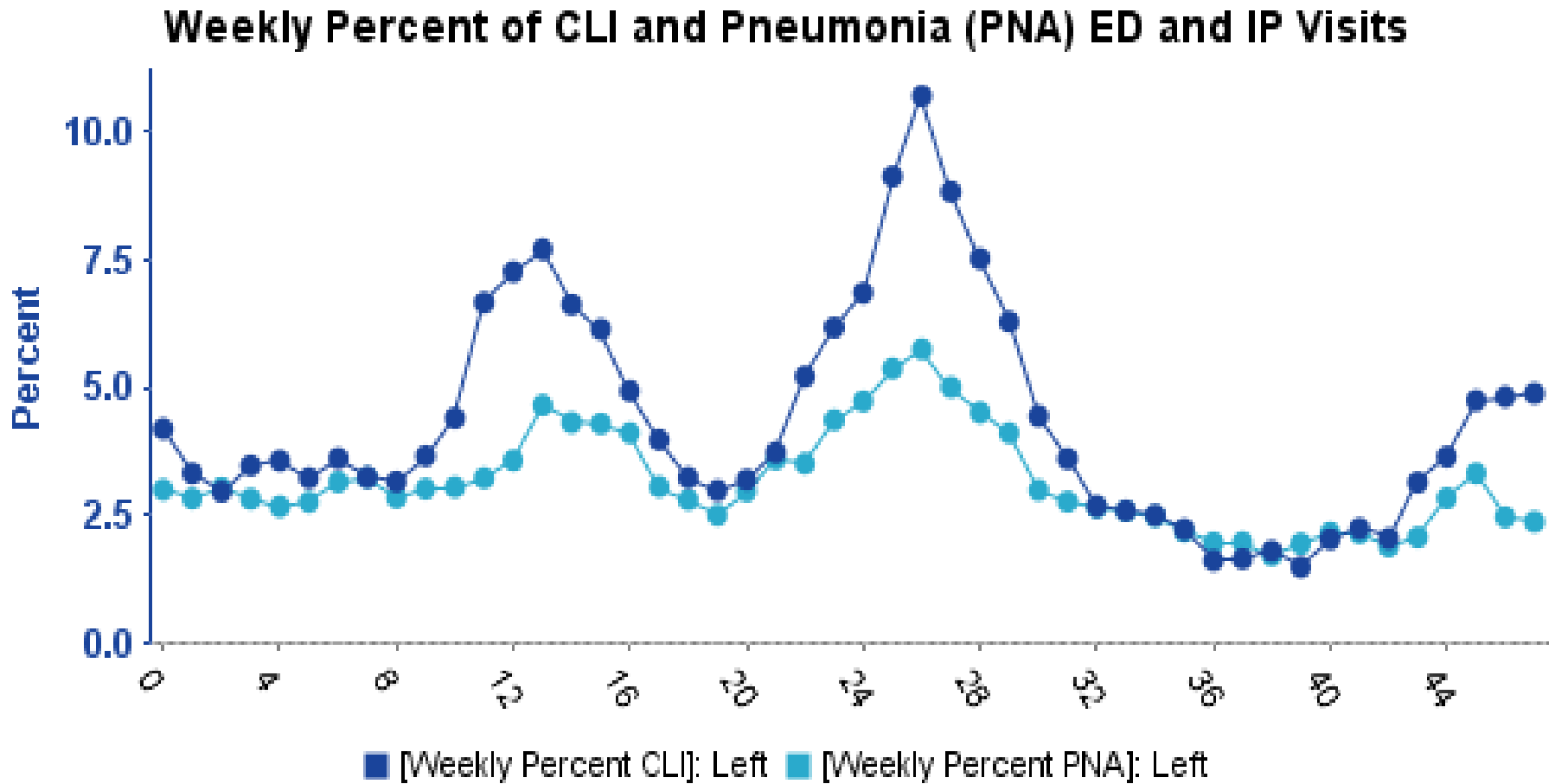
**\*\*Note:** Five individuals missing specific hospitalization date information

**Chart 6:** Pima County COVID-19 hospitalizations by date of hospital admission: March 9, 2020 to November 24, 2020



**\*\*Note:** Recent hospitalizations may not be reported yet.

Chart 7: PCHD Weekly Percent (%) of COVID-Like-Illness (CLI) Visits VS Pneumonia (PNA) Visits



**Chart 8: Hospital COVID-Like & Influenza-Like Illness Surveillance**

- % of Visits with CLI from Emergency Department (ED)
- % of Visits with CLI from Inpatient

