

The Pima County Tentative Phase 1B Vaccination Plan

www.pima.gov/covid19vaccine

January 2021 – Spring 2021

Pima County has entered Phase 1B of its COVID-19 vaccination program. In collaboration with vaccine providers and local partners, the Pima County Health Department (PCHD) is making every effort to ensure that all who are eligible have access to the vaccine. A special emphasis will be on communities disproportionately impacted, as described in the Pima County vaccine allocation guiding principles. Through frequent consultations with its ethics committee, the PCHD mindfully created a plan that reflects community sentiment and concerns. Because initial vaccine supplies are limited, doses are being allocated and administered, via a multiphase distribution plan. A strategic, organized vaccination plan is critical because approximately 674,000 people are eligible for vaccination in Phase 1B.

Phase 1B.1 is divided into four groups -- Phase 1B.1.a, Phase 1B.1.b, Phase 1B.1.c, and Phase 1B.1.d. Phases 1B.1.a-c have rolled out simultaneously.

Phase 1B.1.a prioritizes adults 75 and older due to their higher risk for hospitalization, illness, and death from COVID-19. The next group, Phase 1B.1.b, prioritizes protective service workers, which include law enforcement personnel, firefighters, emergency response staff, and corrections and court personnel. Phase 1B.1.c includes teachers and school staff, educators in higher education and trade schools, and paid childcare workers. Phase 1B.1.d includes adults 65 and older. Once vaccination efforts in Phases 1B.1.a-c are further along, eligibility for this group will open up.

On the completion of the groups in Phases 1B.1.a-d, the next priority groups to be vaccinated will be those in Phase 1B.2.a. Phase 1B.2.a includes essential workers that ensure the smooth functioning of society. Phase 1B.2.b includes adults in congregate settings with high-risk medical conditions.

The exact phase transition dates are still to be determined and are largely dependent on vaccine availability and the vaccination efforts underway.

The PCHD is grateful to all who are contributing their time and talent to this monumental vaccination effort. The program would not be possible without our healthcare provider partners and incredible healthcare workers, our community organizations and partners, and all the state and local government personnel working tirelessly to support the vaccination efforts. We want to recognize the many amazing volunteers helping us to reach our goal, one vaccination at a time.

<i>Preliminary Estimate of Arizona's Initial Vaccine Allocation</i>	
VACCINE	ESTIMATED DECEMBER ALLOCATION FOR THE STATE OF ARIZONA
Pfizer	212,000 doses
Moderna	171,200 doses
<i>Actual Pima County Vaccine Allocation</i>	
VACCINE	ACTUAL VACCINE ALLOCATION RECEIVED IN PIMA COUNTY DECEMBER 5, 2020 - JANUARY 15, 2021
Pfizer	46,800 doses
Moderna	49,600 doses
Total vaccine doses received by Pima County Dec 5, 2020-Jan 15, 2021	96,400 doses
SECOND DOSE TIMING	
Pfizer	Second dose at 21 days
Moderna	Second dose at 28 days





Although updated regularly, the information found here changes frequently, particularly due to unpredictable amount of vaccine received by the county. [Click here](#) to see the current number of vaccinations performed in Pima County.

PHASE 1B PRIORITIZATION		
	PHASE	DESCRIPTION
Phase 1B.1	PHASE 1B.1.a People aged 75 years and older	<ul style="list-style-type: none"> People aged 75 years and older due to the high risk of hospitalization, illness, and death from COVID-19
	PHASE 1B.1.b Prioritized Essential Workers	<ul style="list-style-type: none"> Protective service occupations (law enforcement, corrections, firefighters, and other emergency response staff, 911 call center staff and trainees in high-risk settings and court personnel)
	PHASE 1B.1.c Teachers/Educators/Child Care Workers	<ul style="list-style-type: none"> Education and childcare providers (K12 and higher education teachers and staff, student teachers)
	PHASE 1B.1.d.1 70 years and older	<ul style="list-style-type: none"> People aged 70 years and older
	PHASE 1B.1.d.2 65 years and older	<ul style="list-style-type: none"> People aged 65 years and older

Phase 1B.2	PHASE 1B.2.a Essential Workers (based on CISA and EO 2020-12 definitions)	<ul style="list-style-type: none"> Power and utility workers Food and agriculture related occupations (packaging and distribution workers, grocery, farmworkers, and restaurant workers) Transportation and material moving occupations (public transportation providers, airlines, gas stations, auto shop workers, and other transportation network providers) State and local government workers that provide critical services for continuity of government, such as food and agricultural workers, United States Postal Service workers, manufacturing workers, grocery store workers, public transit workers, and those who work in the educational sector not in the prioritized essential worker category Other essential workers (e.g., business and financial services, supply chain for critical goods, social service workers, critical trades, etc.) Veterinarians and veterinary staff
	Phase 1B.2.b Adults in Congregate Settings with High-risk Medical Conditions	<ul style="list-style-type: none"> Adults with <i>high-risk medical conditions</i>* living in shelters or other congregate living settings. <p>*The following conditions have been identified as high risk by the CDC: cancer; chronic kidney disease; COPD (chronic obstructive pulmonary disease); Down syndrome; heart conditions, such as heart failure, coronary artery disease, or cardiomyopathies; immunocompromised state (weakened immune system) from solid organ transplant; obesity (body mass index [bmi] of 30 kg/m² or higher but < 40 kg/m²); severe obesity (bmi ≥ 40 kg/m²); sickle cell disease; smoking; and type 2 diabetes mellitus.</p>

Special prioritizations during all vaccination phases

The populations listed in the table below are at increased risk for acquiring or transmitting COVID-19 per the [CDC Social Vulnerability Index](#) and should be considered for sub-prioritization throughout all phases. These categories may be used to inform targeted strategies to improve access among underserved populations within each of the phased priority groups and will not be applied on a discriminatory basis.

POPULATIONS AT INCREASED RISK FOR ACQUIRING OR TRANSMITTING COVID-19	
	Healthcare system factors. Uninsured, under-insured adults, and adults with Medicaid (AHCCCS)
	Resource-constrained and disabled adults. Adults with disabilities or living in rural communities
	Housing type and transportation disadvantages. Adults in correctional facilities/incarcerated, experiencing homelessness/living in shelters, attending colleges/universities, or living and working in other congregate settings. Essential workers who rely solely on public transit to get to work.
	Minority status and language. Adults from racial and ethnic minority groups, tribal communities, and non-English speaking adults

Coronavirus resources

- [Click here](#) for the latest CDC novel coronavirus resources and links.
- Track the COVID-19 globally using this map tracker [here](#).
- You can view the latest Arizona COVID-19 numbers [here](#).
- Need to get tested? [Click here](#) to find a testing site near you.
- Get Pima County combined COVID-19 information and resources [here](#).



For more information, visit www.pima.gov/covid19vaccine

- [Click here](#) to read about the mandatory curfew to help stop COVID spread.