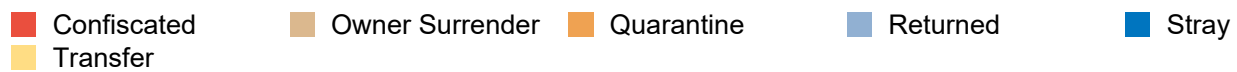
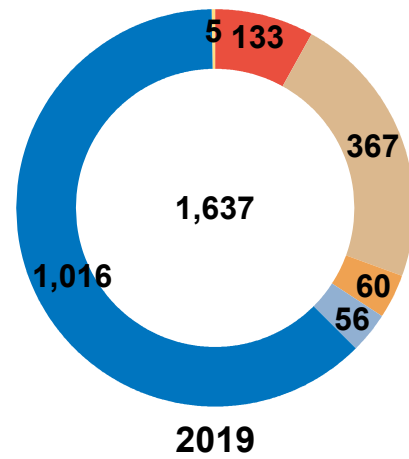
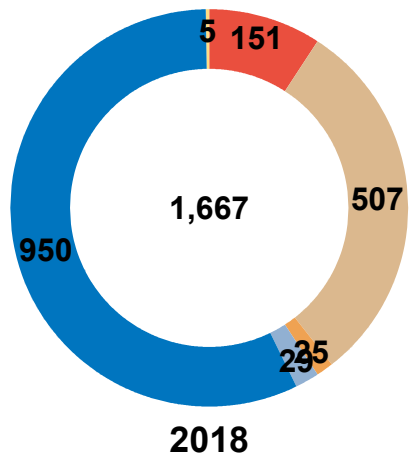


Pima Animal Care Center Monthly
Report
June 2018 and 2019

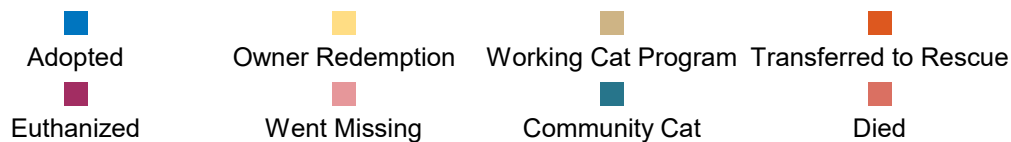
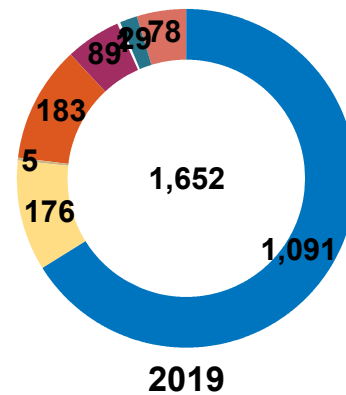
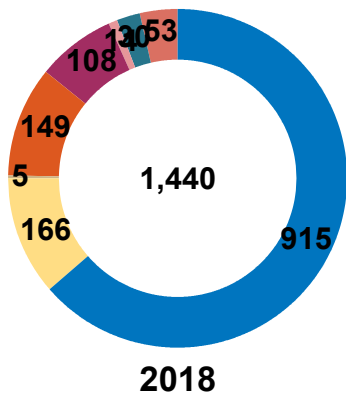
Animal Intakes June 2018 & June 2019

	2018				2019			
	CAT	DOG	OTHERS	Total	CAT	DOG	OTHERS	Total
Stray	465	478	7	950	501	513	2	1,016
Owner Surrender	201	230	76	507	143	223	1	367
Transfer	1	4	0	5	2	3	0	5
Returned	6	23	0	29	9	47	0	56
Confiscated	8	111	32	151	41	70	22	133
Quarantine	4	21	0	25	29	31	0	60
Total Live Intakes	685	867	115	1,667	725	887	25	1,637



Animal Outcomes June 2018 & June 2019

	2018				2019			
	CAT	DOG	OTHERS	Total	CAT	DOG	OTHERS	Total
Adopted	423	473	19	915	531	555	5	1,091
Owner Redemption	11	154	1	166	7	168	1	176
Working Cat Program	4	0	1	5	5	0	0	5
Transferred to Rescue	24	105	20	149	32	140	11	183
Community Cat	30	0	0	30	29	0	0	29
Euthanized	41	66	1	108	40	49	0	89
Went Missing	13	1	0	14	0	1	0	1
Died	42	8	3	53	65	13	0	78
Total	588	807	45	1,440	709	926	17	1,652



June 2018 Save Rate 89.50%

June 2018 Live Release Rate 88.08%

June 2019 Save Rate 89.74%

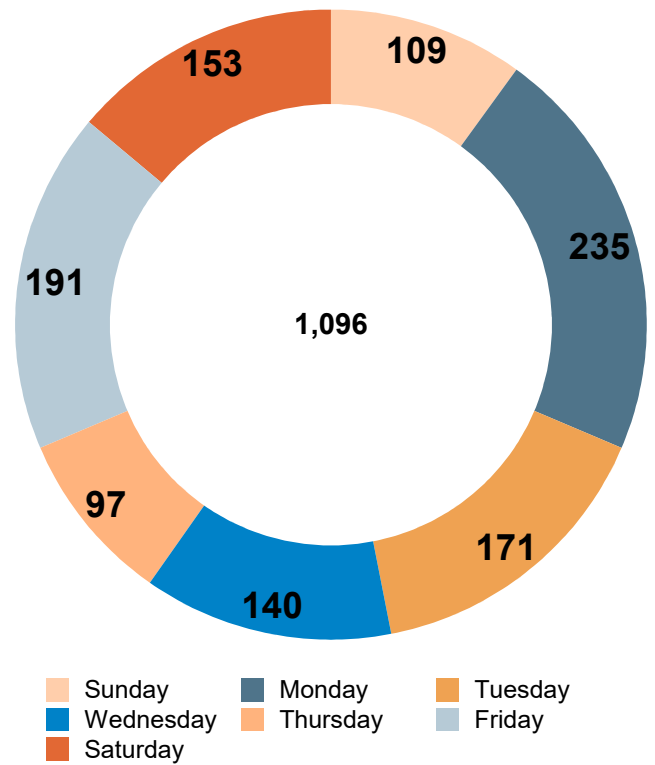
June 2019 Live Release Rate 89.65%

** Save Rate = Live Intakes - Non-Live Outcomes / Live Intakes

** Live Release Rate = Live Outcomes / Total Outcomes

Adoptions by Day

	CAT	DOG	Others	Total
6/1/2019	8	19	0	27
6/2/2019	9	10	0	19
6/3/2019	34	21	0	55
6/4/2019	27	12	0	39
6/5/2019	30	16	0	46
6/6/2019	19	11	0	30
6/7/2019	21	23	0	44
6/8/2019	7	19	0	26
6/9/2019	11	14	0	25
6/10/2019	32	32	1	65
6/11/2019	31	20	0	51
6/12/2019	4	17	0	21
6/13/2019	13	8	0	21
6/14/2019	23	24	0	47
6/15/2019	13	14	0	27
6/16/2019	5	13	0	18
6/17/2019	28	39	0	67
6/18/2019	21	25	0	46
6/19/2019	23	17	0	40
6/20/2019	11	13	0	24
6/21/2019	35	17	0	52
6/22/2019	7	23	0	30
6/23/2019	4	13	0	17
6/24/2019	25	23	0	48
6/25/2019	14	21	0	35
6/26/2019	14	19	0	33
6/27/2019	14	8	0	22
6/28/2019	25	23	0	48
6/29/2019	21	18	4	43
6/30/2019	7	23	0	30
Total	536	555	5	1,096



Non-Live Outcomes June 2018 & June 2019

		2018	2019
DIED	AT VET	8	2
	ENROUTE	1	0
	IN FOSTER	39	58
	IN KENNEL	4	16
	IN SURGERY	1	2
	Total	53	78
EUTH	BEHAVIOR	5	6
	MEDICAL	103	83
	Total	108	89
MISSING	IN FOSTER	14	0
	STOLEN	0	1
	Total	14	1
Total		175	168

Animals that went to Foster Care June 2018 & 2019

	2018				2019		
	CAT	DOG	OTHERS	Total	CAT	DOG	Total
	2	5	2	9	11	20	31
Adult Cat	29	0	0	29	34	0	34
Adult Dog	0	27	0	27	0	42	42
Hospice	1	1	0	2	0	2	2
Medical Condition	225	47	4	276	221	33	254
Mom & Litter	26	0	0	26	25	4	29
Pregnant	2	0	0	2	13	9	22
To Adopt	23	107	12	142	11	39	50
Young	46	0	0	46	91	7	98
Total	354	187	18	559	406	156	562

APS June 2018 & 2019

	2018	2019	Total
Abandoned Animal	57	46	103
Bite Reports	115	110	225
COURT	1	0	1
Cruelty/Neglect	114	130	244
Dangerous Dog Investigation	3	3	6
DOA Pickups	214	232	446
Follow Ups	2	0	2
Hoarding Cases	6	0	6
INV	18	10	28
Law Enforcement Assist	99	102	201
Leash Law Violations	157	164	321
Noise & Waste Complaints	58	75	133
OTHER	5	0	5
Outreach Events	18	2	20
OWNED	11	8	19
Possible Rabies Exposure	32	41	73
RESCUE	0	1	1
Strays	431	531	962
Tie Outs	26	29	55
TRANSPORT	13	35	48
TRAP	3	2	5
WILD	2	1	3
Total	1,385	1,522	2,907

Licensing & Donations June 2018 & 2019

	2018	2019	Total
Altered Dog License	6,788	5,801	12,589
Unaltered Dog License	298	331	629
Others	1,537	1,264	2,801
Total	8,623	7,396	16,019

	2018	2019	Total
Altered Dog License	\$113,680.00	\$102,954.00	\$216,634.00
Unaltered Dog License	\$18,396.00	\$20,675.00	\$39,071.00
Total	\$132,076.00	\$123,629.00	\$255,705.00

	2018	2019	Total
DONATION	\$7.00	\$0.00	\$7.00
DONATION ADOP	\$205.00	\$340.00	\$545.00
DONATION GEN	\$28,071.92	\$23,601.96	\$51,673.88
DONATION GRANTS	\$-513.00	\$-280.00	\$-793.00
DONATION OUTR	\$64.00	\$256.00	\$320.00
DONATION S/N	\$1,598.00	\$545.00	\$2,143.00
DONATION SAMS	\$3,806.00	\$1,160.00	\$4,966.00
Total	\$33,238.92	\$25,622.96	\$58,861.88

Clinic Activity June 2018 & 2019

Number of Alterations

	2018	2019	Total
CAT	414	506	920
DOG	322	434	756
OTHER	17	11	28
Total	753	951	1704

Number of Special Surgeries

	2018	2019	Total
CAT	11	31	42
DOG	30	69	99
Total	41	100	141