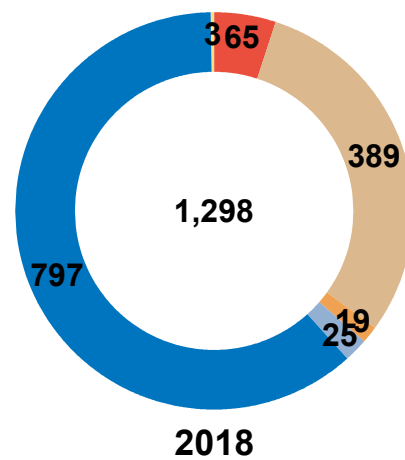
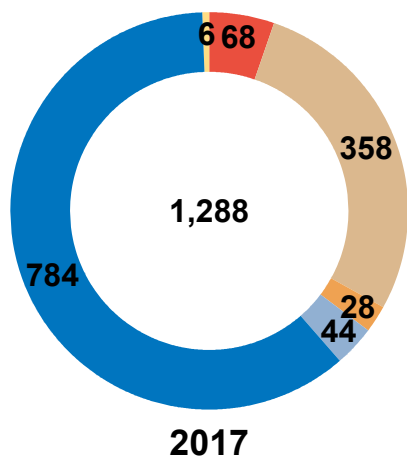


Pima Animal Care Center Monthly
Report
April 2017 and 2018

Animal Intakes April 2017 & April 2018

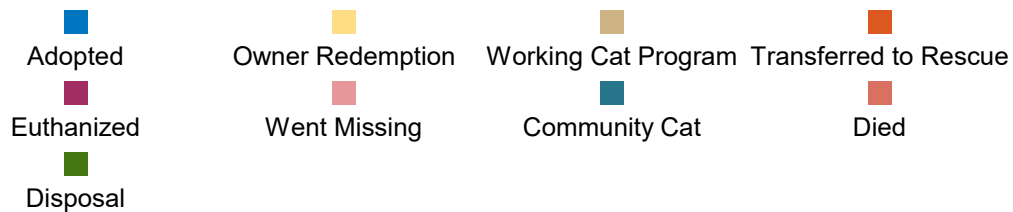
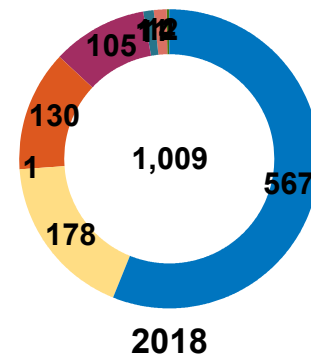
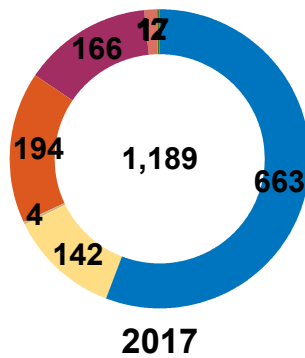
	2017			2018		
	CAT	DOG	Total	CAT	DOG	Total
Stray	220	564	784	276	521	797
Owner Surrender	108	250	358	141	248	389
Transfer	2	4	6	0	3	3
Returned	8	36	44	6	19	25
Confiscated	10	58	68	20	45	65
Quarantine	2	26	28	5	14	19
Total Live Intakes	350	938	1,288	448	850	1,298



■ Confiscated
 ■ Owner Surrender
 ■ Quarantine
 ■ Returned
 ■ Stray
■ Transfer

Animal Outcomes April 2017 & April 2018

	2017			2018		
	CAT	DOG	Total	CAT	DOG	Total
Adopted	161	502	663	155	412	567
Owner Redemption	5	137	142	8	170	178
Working Cat Program	4	0	4	1	0	1
Transferred to Rescue	68	126	194	65	65	130
Euthanized	37	129	166	22	83	105
Went Missing	0	1	1	0	1	1
Community Cat	0	0	0	11	0	11
Died	16	1	17	9	3	12
Disposal	0	2	2	0	4	4
Total	291	898	1,189	271	738	1,009



April 2017 Save Rate 85.71%

April 2017 Live Release Rate 84.50%

April 2018 Save Rate 90.91%

April 2018 Live Release Rate 88.13%

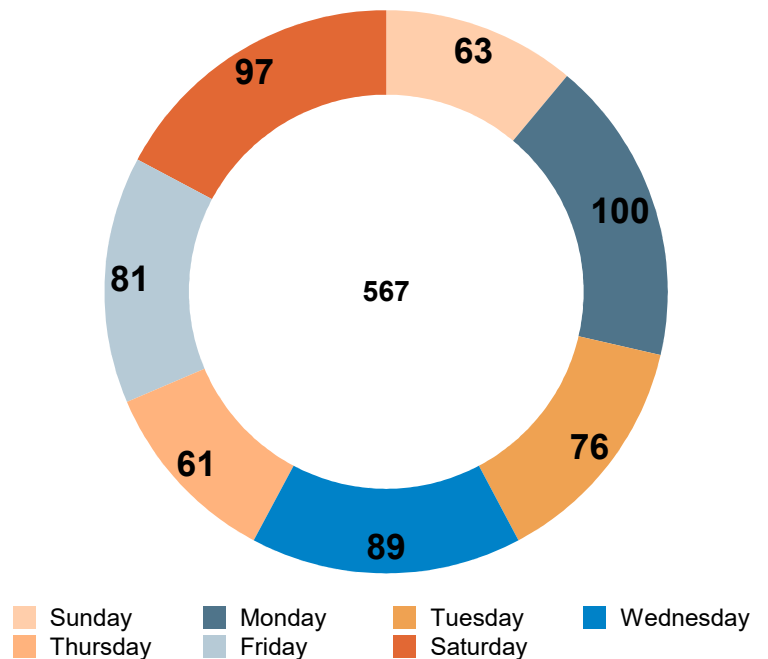
** Save Rate = Live Intakes - Non-Live Outcomes / Live Intakes

** Live Release Rate = Live Outcomes / Total Outcomes

Adoptions by Day

	CAT	DOG	Total
4/1/2018	4	8	12
4/2/2018	10	13	23
4/3/2018	9	14	23
4/4/2018	8	21	29
4/5/2018	5	17	22
4/6/2018	7	11	18
4/7/2018	5	23	28
4/8/2018	3	9	12
4/9/2018	4	24	28
4/10/2018	4	9	13
4/11/2018	2	19	21
4/12/2018	3	7	10
4/13/2018	8	8	16
4/14/2018	1	22	23
4/15/2018	4	11	15
4/16/2018	4	14	18
4/17/2018	6	16	22
4/18/2018	6	20	26
4/19/2018	1	10	11
4/20/2018	9	9	18
4/21/2018	6	24	30
4/22/2018	6	10	16
4/23/2018	6	12	18
4/24/2018	5	13	18
4/25/2018	4	9	13
4/26/2018	11	7	18
4/27/2018	6	23	29
4/28/2018	2	14	16
4/29/2018	2	6	8
4/30/2018	4	9	13
Total	155	412	567

Adoptions by day of the week



Non-Live Outcomes April 2017 & April 2018

		2018	Total
DIED	AT VET	2	2
	ENROUTE	1	1
	IN FOSTER	4	4
	IN KENNEL	4	4
	IN SURGERY	1	1
	Total	12	12
EUTH	AGED	1	1
	AGGRESSIVE	2	2
	BEH SEVERE	1	1
	ILL SEVERE	87	87
	INJ SEVERE	13	13
	OWNER PTS	1	1
	Total	105	105
MISSING		1	1
	Total	1	1
Total		118	118

Animals that went to Foster Care April 2017 & 2018

	2017			2018		
	CAT	DOG	Total	CAT	DOG	Total
Foster	2	1	3	1	4	5
Foster Study	0	0	0	0	5	5
Medical Condition	2	13	15	78	67	145
Mom & Litter	35	4	39	43	9	52
Parvo	0	9	9	0	2	2
Post Op	1	0	1	0	0	0
Pregnant	0	0	0	8	0	8
Reactive	1	0	1	4	8	12
Ringworm	0	0	0	4	0	4
To Adopt	0	0	0	13	89	102
Young	41	2	43	88	8	96
Total	82	29	111	239	192	431

Licensing & Donations April 2017 & 2018

	2017	2018	Total
Altered Dog License	7,846	7,009	14,855
Unaltered Dog License	376	289	665
Other Dog License	128	117	245
Online Donations	381	311	692
Total Donations	1,241	1,053	2,294
Total	9,972	8,779	18,751

	2017	2018	Total
Altered Dog License	\$123,661.00	\$116,723.00	\$240,384.00
Unaltered Dog License	\$22,935.00	\$17,640.00	\$40,575.00
Other Dog License	\$1,341.75	\$989.00	\$2,330.75
Online Donations	\$8,352.00	\$7,772.00	\$16,124.00
Total Donations	\$33,257.57	\$28,411.55	\$61,669.12
Total	\$189,547.32	\$171,535.55	\$361,082.87

Clinic Activity April 2017 & 2018

Number of Alterations

	2017	2018	Total
CAT	72	103	175
DOG	415	427	842
OTHER		1	1
Total	487	531	1018

Number of Special Surgeries

	2017	2018	Total
CAT	28	32	60
DOG	159	104	263
Total	187	136	323