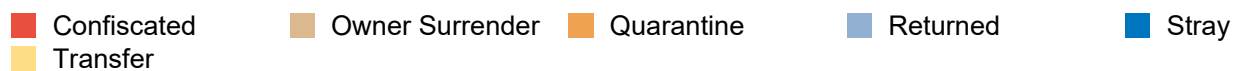
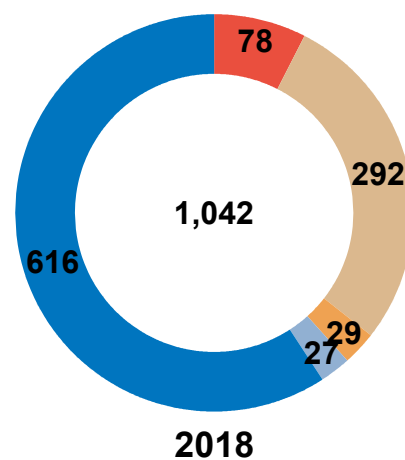
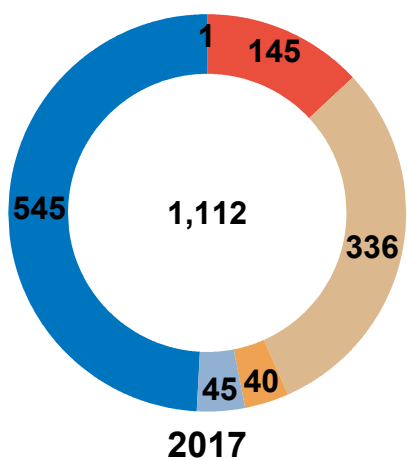


Pima Animal Care Center Monthly  
Report  
February 2017 and 2018

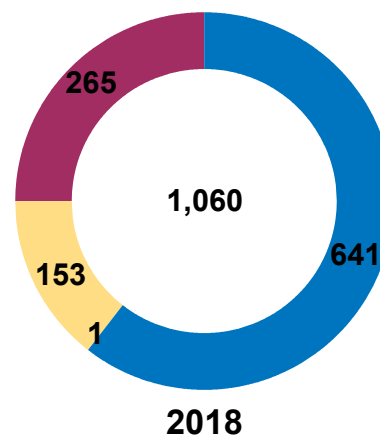
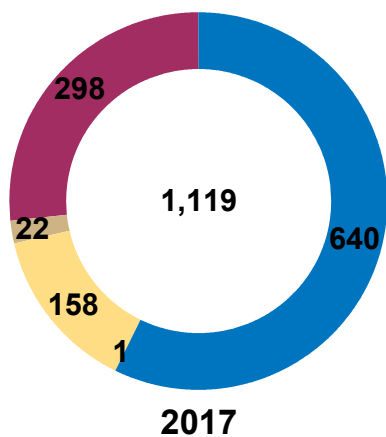
# Animal Intakes February 2017 & February 2018

	2017			2018		
	CAT	DOG	Total	CAT	DOG	Total
<b>Stray</b>	96	449	545	96	520	616
<b>Owner Surrender</b>	110	226	336	98	194	292
<b>Transfer</b>	0	1	1	0	0	0
<b>Returned</b>	8	37	45	8	19	27
<b>Confiscated</b>	88	57	145	21	57	78
<b>Quarantine</b>	3	37	40	4	25	29
<b>Total Live Intakes</b>	305	807	1,112	227	815	1,042



# Animal Outcomes February 2017 & February 2018

	2017			2018		
	CAT	DOG	Total	CAT	DOG	Total
<b>Adopted</b>	165	475	640	194	447	641
<b>Owner Redemption</b>	19	139	158	11	142	153
<b>Working Cat Program</b>	22	0	22	0	0	0
<b>Transferred to Rescue</b>	68	52	120	33	110	143
<b>Euthanized</b>	35	131	166	33	79	112
<b>Went Missing</b>	1	0	1	0	1	1
<b>Died</b>	8	3	11	4	6	10
<b>Disposal</b>	1	0	1	0	0	0
<b>Total</b>	319	800	1,119	275	785	1,060



**February 2017 Save Rate 83.99%**

**February 2017 Live Release Rate 84.08%**

**February 2018 Save Rate 88.20%**

**February 2018 Live Release Rate 88.40%**

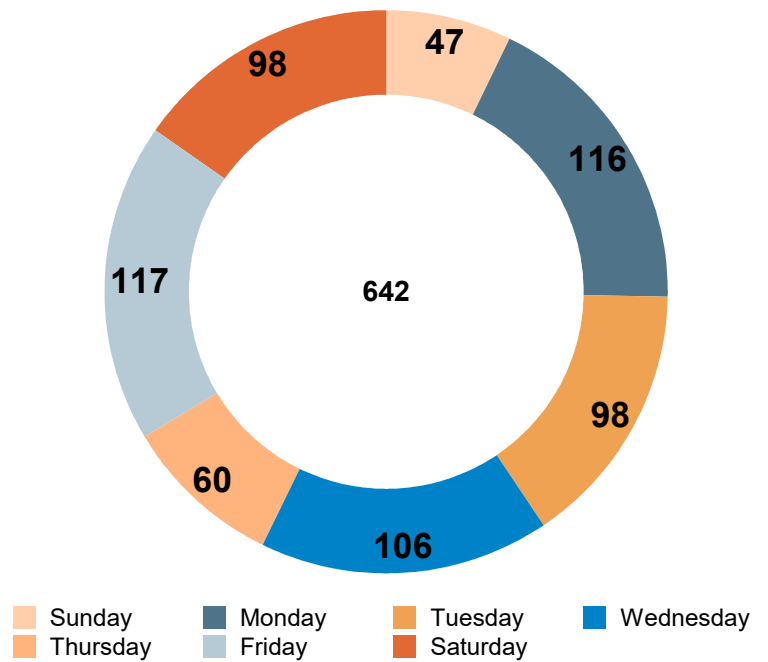
\*\* Save Rate = Live Intakes - Non-Live Outcomes / Live Intakes

\*\* Live Release Rate = Live Outcomes / Total Outcomes

# Adoptions by Day

	CAT	DOG	Total
2/1/2018	7	12	19
2/2/2018	7	20	27
2/3/2018	5	11	16
2/4/2018	6	5	11
2/5/2018	16	19	35
2/6/2018	5	15	20
2/7/2018	7	16	23
2/8/2018	3	7	10
2/9/2018	4	14	18
2/10/2018	6	12	18
2/11/2018	3	6	9
2/12/2018	14	28	42
2/13/2018	3	15	18
2/14/2018	11	27	38
2/15/2018	4	12	16
2/16/2018	14	27	41
2/17/2018	27	30	57
2/18/2018	2	15	17
2/20/2018	15	23	38
2/21/2018	5	13	18
2/22/2018	1	14	15
2/23/2018	6	25	31
2/24/2018	0	7	7
2/25/2018	0	10	10
2/26/2018	10	29	39
2/27/2018	2	20	22
2/28/2018	11	16	27
<b>Total</b>	<b>194</b>	<b>448</b>	<b>642</b>

## Adoptions by day of the week



## Non-Live Outcomes February 2017 & February 2018

		2017	2018	Total
<b>DIED</b>		1	0	1
	<b>AT VET</b>	4	5	9
	<b>IN FOSTER</b>	3	1	4
	<b>IN KENNEL</b>	1	4	5
	<b>IN SURGERY</b>	2	0	2
	<b>Total</b>	11	10	21
<b>EUTH</b>		7	1	8
	<b>AGED</b>	2	0	2
	<b>AGGRESSIVE</b>	31	2	33
	<b>BEH MANAGE</b>	1	0	1
	<b>BEH SEVERE</b>	10	3	13
	<b>ILL SEVERE</b>	68	81	149
	<b>INJ SEVERE</b>	16	13	29
	<b>OWNER PTS</b>	31	12	43
	<b>Total</b>	166	112	278
<b>MISSING</b>		1	0	1
	<b>IN KENNEL</b>	0	1	1
	<b>Total</b>	1	1	2
<b>Total</b>		178	123	301

## Animals that went to Foster Care February 2017 & 2018

	2017			2018		
	CAT	DOG	Total	CAT	DOG	Total
<b>Foster</b>	1	1	2	2	13	15
<b>Foster Study</b>	0	0	0	0	3	3
<b>Medical Condition</b>	2	8	10	25	35	60
<b>Mom &amp; Litter</b>	0	2	2	8	19	27
<b>Pregnant</b>	0	0	0	0	1	1
<b>Reactive</b>	0	2	2	0	3	3
<b>Ringworm</b>	0	0	0	1	0	1
<b>Time/Space</b>	0	1	1	0	0	0
<b>To Adopt</b>	0	0	0	9	62	71
<b>Young</b>	1	0	1	5	2	7
<b>Total</b>	4	14	18	50	138	188

## Licensing & Donations February 2017 & 2018

	<b>2017</b>	<b>2018</b>	<b>Total</b>
<b>Altered Dog License</b>	7,626	6,978	14,604
<b>Unaltered Dog License</b>	348	343	691
<b>Other Dog License</b>	80	165	245
<b>Online Donations</b>	417	258	675
<b>Total Donations</b>	1,099	896	1,995
<b>Total</b>	9,570	8,640	18,210

	<b>2017</b>	<b>2018</b>	<b>Total</b>
<b>Altered Dog License</b>	\$119,782.00	\$116,833.00	\$236,615.00
<b>Unaltered Dog License</b>	\$20,829.00	\$21,166.00	\$41,995.00
<b>Other Dog License</b>	\$663.00	\$425.00	\$1,088.00
<b>Online Donations</b>	\$12,301.05	\$4,832.00	\$17,133.05
<b>Total Donations</b>	\$55,427.61	\$31,514.43	\$86,942.04
<b>Total</b>	\$209,002.66	\$174,770.43	\$383,773.09

## Clinic Activity February 2017 & 2018

### Number of Alterations

	2017	2018	Total
<b>CAT</b>	133	165	298
<b>DOG</b>	368	379	747
<b>LIVESTOCK</b>	1	0	1
<b>Total</b>	502	544	1046

### Number of Special Surgeries

	2017	2018	Total
<b>CAT</b>	29	38	67
<b>DOG</b>	119	116	235
<b>Total</b>	148	154	302