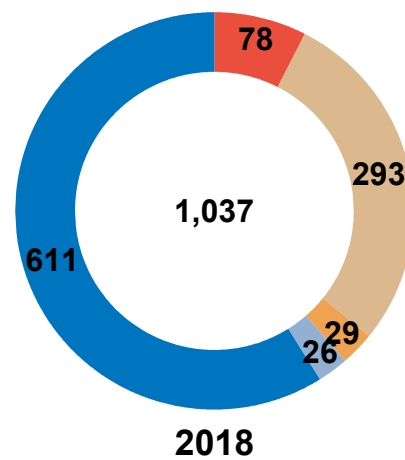
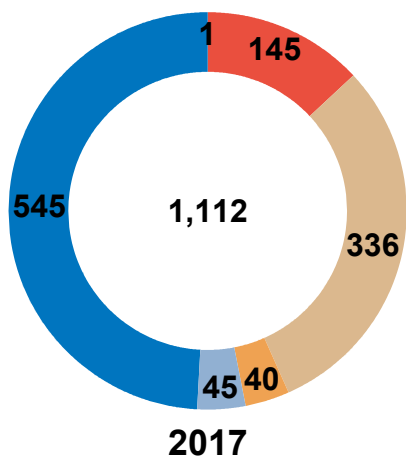


Animal Intakes February 2017 & February 2018

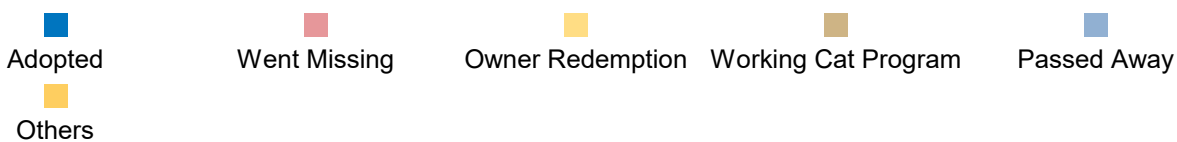
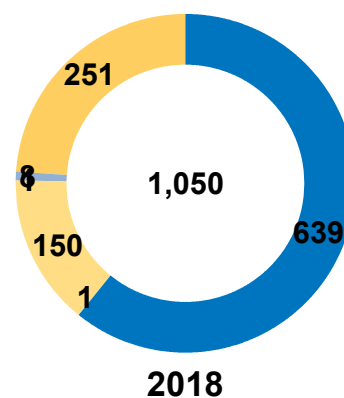
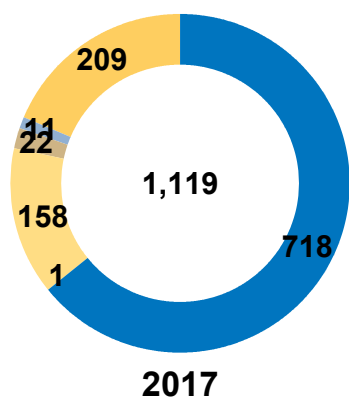
	2017			2018		
	CAT	DOG	Total	CAT	DOG	Total
Stray	96	449	545	95	516	611
Owner Surrender	110	226	336	98	195	293
Transfer	0	1	1	0	0	0
Returned	8	37	45	8	18	26
Confiscated	88	57	145	21	57	78
Quarantine	3	37	40	4	25	29
Total Live Intakes	305	807	1,112	226	811	1,037



■ Confiscated
 ■ Owner Surrender
 ■ Quarantine
 ■ Returned
 ■ Stray
■ Transfer

Animal Outcomes February 2017 & February 2018

	2017			2018		
	CAT	DOG	Total	CAT	DOG	Total
Adopted	191	527	718	187	452	639
Owner Redemption	19	139	158	11	139	150
Working Cat Program	22	0	22	1	0	1
Transferred to Rescue	42	0	42	33	105	138
Euthanized	35	131	166	30	76	106
Passed Away	8	3	11	3	5	8
Went Missing	1	0	1	0	1	1
Disposal	1	0	1	2	5	7
Total	319	800	1,119	267	783	1,050



February 2017 Save Rate 83.99%

February 2017 Live Release Rate 84.08%

February 2018 Save Rate 88.91%

February 2018 Live Release Rate 88.97%

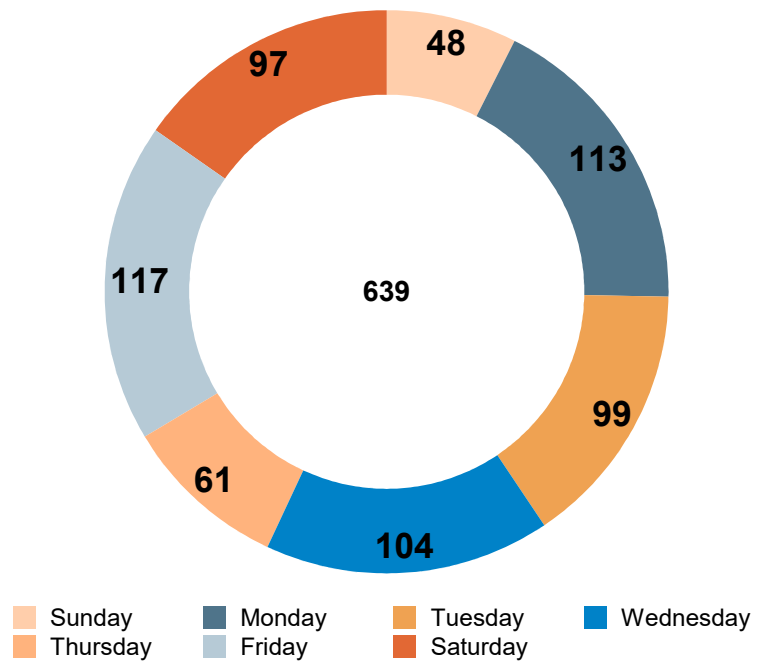
** Save Rate = Live Intakes - Non-Live Outcomes/Live Intakes

** Live Release Rate = Live Outcomes / Total Outcomes

Adoptions by Day

	CAT	DOG	Total
2/1/2018	7	12	19
2/2/2018	7	20	27
2/3/2018	5	11	16
2/4/2018	6	5	11
2/5/2018	16	19	35
2/6/2018	5	19	24
2/7/2018	7	16	23
2/8/2018	3	7	10
2/9/2018	4	14	18
2/10/2018	6	12	18
2/11/2018	3	6	9
2/12/2018	14	29	43
2/13/2018	2	15	17
2/14/2018	11	27	38
2/15/2018	4	13	17
2/16/2018	14	27	41
2/17/2018	26	30	56
2/18/2018	2	15	17
2/20/2018	15	23	38
2/21/2018	5	13	18
2/22/2018	1	14	15
2/23/2018	6	25	31
2/24/2018	0	7	7
2/25/2018	1	10	11
2/26/2018	6	29	35
2/27/2018	1	19	20
2/28/2018	10	15	25
Total	187	452	639

Adoptions by day of the week



Animals that went to Foster Care February 2017 & 2018

	2017			2018		
	CAT	DOG	Total	CAT	DOG	Total
Foster	1	1	2	2	16	18
Foster Study	0	0	0	0	3	3
Medical Condition	2	8	10	25	36	61
Mom & Litter	0	2	2	8	19	27
Pregnant	0	0	0	0	1	1
Reactive	0	2	2	1	2	3
Ringworm	0	0	0	1	0	1
Time/Space	0	1	1	0	0	0
To Adopt	0	0	0	9	62	71
Young	1	0	1	5	2	7
Total	4	14	18	51	141	192

Licensing & Donations February 2017 & 2018

	2017	2018	Total
Altered Dog License	7,626	6,978	14,604
Unaltered Dog License	348	343	691
Other Dog License	80	165	245
Online Donations	417	258	675
Total Donations	1,099	896	1,995
Total	9,570	8,640	18,210

	2017	2018	Total
Altered Dog License	\$119,782.00	\$116,833.00	\$236,615.00
Unaltered Dog License	\$20,829.00	\$21,166.00	\$41,995.00
Other Dog License	\$663.00	\$425.00	\$1,088.00
Online Donations	\$12,301.05	\$4,832.00	\$17,133.05
Total Donations	\$55,427.61	\$31,514.43	\$86,942.04
Total	\$209,002.66	\$174,770.43	\$383,773.09

Clinic Activity February 2017 & 2018

Number of Alterations

	2017	2018	Total
CAT	133	165	298
DOG	368	379	747
LIVESTOCK	1	0	1
Total	502	544	1046

Number of Special Surgeries

	2017	2018
CAT	29	38
DOG	119	116
Total	148	154